



US00D796354S

(12) **United States Design Patent**
Chan et al.

(10) **Patent No.:** **US D796,354 S**

(45) **Date of Patent:** **** Sep. 5, 2017**

(54) **TURF ANALYSIS DEVICE**

(71) Applicant: **Stevens Water Monitoring Systems, Inc.**, Portland, OR (US)

(72) Inventors: **Chun Kit Chan**, Clackamas, OR (US);
Michael Kuvelas, Vancouver, WA (US);
Carmen Magro, Philadelphia, PA (US);
Scott South, Portland, OR (US)

(**) Term: **15 Years**

(21) Appl. No.: **29/555,753**

(22) Filed: **Feb. 24, 2016**

(51) **LOC (10) Cl.** **10-04**

(52) **U.S. Cl.**

USPC **D10/56**; D10/78; D10/81

(58) **Field of Classification Search**

USPC D10/52-56, 78, 81
CPC G01N 33/24; G01N 33/246; G01N
2033/243; G01N 2033/245; G01N
2033/248; G01N 15/08; G01N 15/0806;
G01N 2203/0623; G01N 2203/0617;
G01N 2203/06; G01N 2203/0605; G01N
2203/0641; G01N 2203/0647; G01N
2203/0658

See application file for complete search history.

(56) **References Cited**

U.S. PATENT DOCUMENTS

5,668,306 A * 9/1997 Doherty G01N 33/24
73/38
5,736,631 A * 4/1998 Dixon G01N 3/307
73/12.06

5,886,253 A * 3/1999 Joustra G01N 3/40
73/84
D418,073 S * 12/1999 Kreutzer D10/81
6,601,440 B1 * 8/2003 Chuang A01G 25/167
73/73
6,826,972 B2 * 12/2004 Clark E02D 1/06
175/59
7,106,076 B2 * 9/2006 Tillmann G01N 27/043
324/713
D616,314 S * 5/2010 Akomolede D10/56
8,656,759 B2 * 2/2014 Hughes G01N 3/42
73/78

* cited by examiner

Primary Examiner — Antoine D Davis

(74) *Attorney, Agent, or Firm* — Lane Powell, P.C.

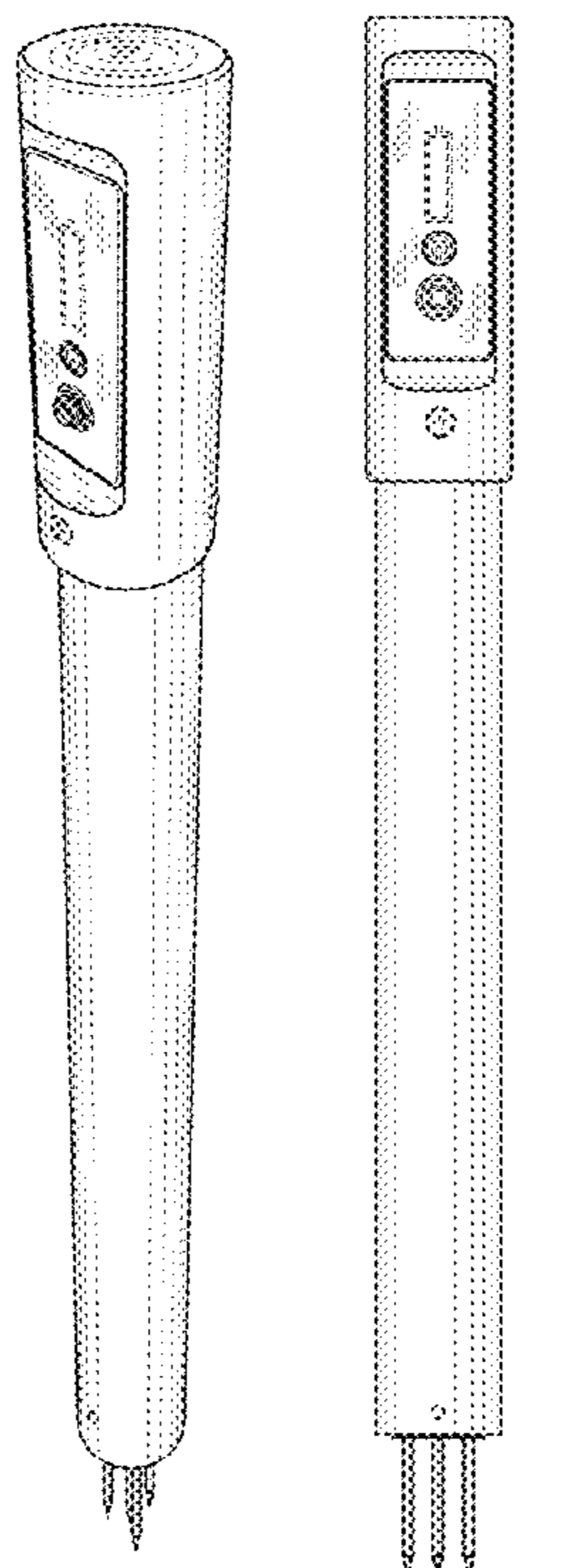
(57) **CLAIM**

The ornamental design for turf analysis device, as shown and described.

DESCRIPTION

FIG. 1 is a front isometric view of the turf analysis device. FIG. 2 is a front, view thereof; FIG. 3 is a top, view thereof; FIG. 4 is a bottom, view thereof; FIG. 5 is a left, view thereof; and, FIG. 6 is a back, side view thereof. The broken line showing of structural features is included for the purpose of illustrating non-claimed subject matter and forms no part of the claimed design.

1 Claim, 2 Drawing Sheets



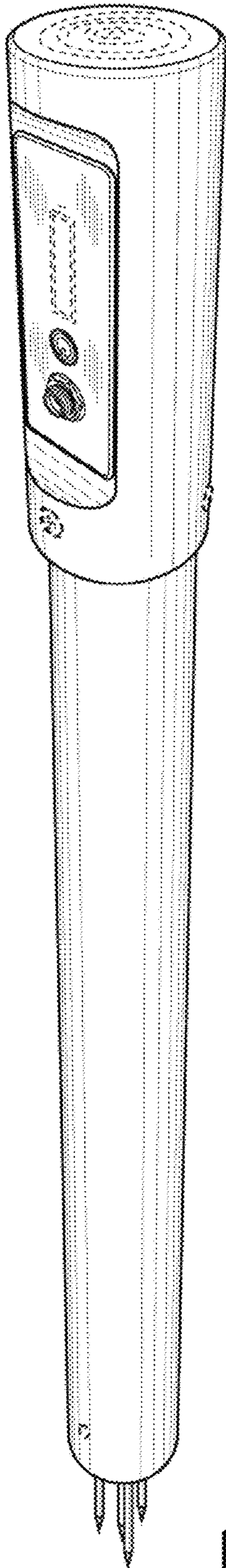


FIG. 1




FIG. 2

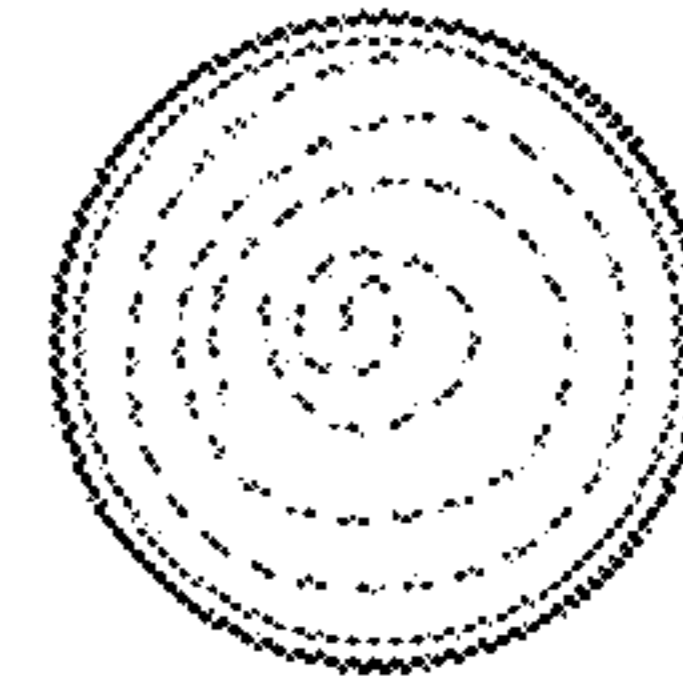


FIG. 3

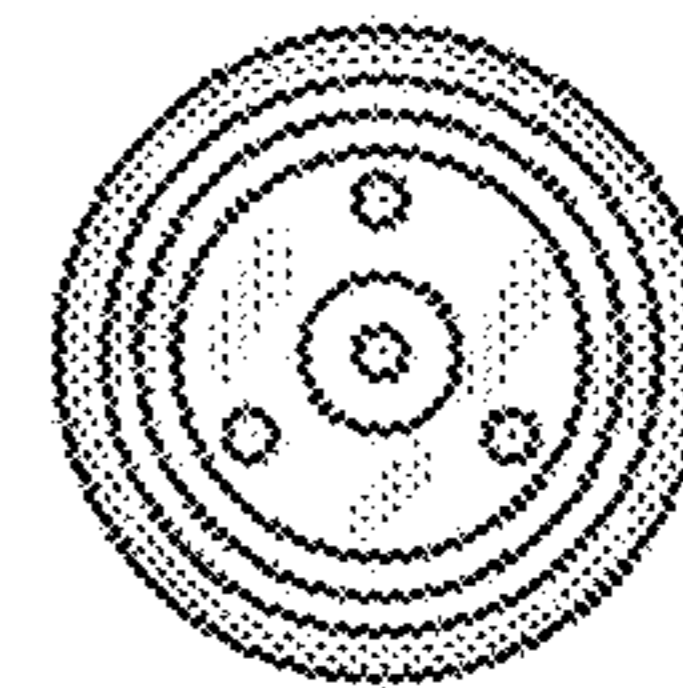


FIG. 4




FIG. 5




FIG. 6