

US00D796346S

(12) **United States Design Patent** (10) **Patent No.:** **US D796,346 S**  
**Park et al.** (45) **Date of Patent:** **\*\* Sep. 5, 2017**

(54) **WEARABLE DEVICE**

(71) Applicant: **LG ELECTRONICS INC.**, Seoul (KR)

(72) Inventors: **Seala Park**, Seoul (KR); **Hyunseung Seo**, Seoul (KR); **Dongsoon Kim**, Seoul (KR)

(73) Assignee: **LG ELECTRONICS INC.**, Seoul (KR)

(\*\*) Term: **15 Years**

(21) Appl. No.: **29/535,163**

(22) Filed: **Aug. 4, 2015**

(30) **Foreign Application Priority Data**

Feb. 5, 2015 (KR) ..... 30-2015-0006440

(51) **LOC (10) Cl.** ..... **10-02**

(52) **U.S. Cl.**  
USPC ..... **D10/30**

(58) **Field of Classification Search**

USPC ..... D10/1-42, 122-132; D14/138 R, 240, D14/344; D24/167, 186

CPC ..... G04B 19/00; G04B 19/06; G04B 19/18; G04B 37/00; G04B 37/057; G04B 37/086; G04B 37/1486; G04B 45/00; G04B 45/0076; G04B 45/0084; G04B 47/00; G04B 47/04; G04B 47/042

See application file for complete search history.

(56) **References Cited**

**U.S. PATENT DOCUMENTS**

D345,766 S \* 4/1994 Goldman ..... D20/42  
D350,288 S \* 9/1994 Giardiello ..... D10/30

D386,421 S \* 11/1997 Kennedy ..... D10/30  
D400,802 S \* 11/1998 Galli ..... D10/30  
D447,063 S \* 8/2001 Scheufele ..... D10/30  
D593,880 S \* 6/2009 Laucella ..... D10/39  
D602,381 S \* 10/2009 Bodino ..... D10/38  
D622,167 S \* 8/2010 Jorst ..... D10/39  
D632,980 S \* 2/2011 Yurman ..... D10/38  
D678,081 S \* 3/2013 Cabiddu ..... D10/38  
D740,704 S \* 10/2015 Park ..... D10/38  
D742,260 S \* 11/2015 Park ..... D10/30  
D743,282 S \* 11/2015 Park ..... D10/30  
D756,805 S \* 5/2016 Delhotal ..... D10/30  
D772,868 S \* 11/2016 Park ..... D10/39  
D773,458 S \* 12/2016 Park ..... D10/39

\* cited by examiner

*Primary Examiner* — Sandra Snapp

(74) *Attorney, Agent, or Firm* — Birch, Stewart, Kolasch & Birch, LLP

(57) **CLAIM**

The ornamental design for a wearable device, as shown and described.

**DESCRIPTION**

FIG. 1 is a perspective view of a wearable device showing our new design;

FIG. 2 is a front view thereof;

FIG. 3 is a rear view thereof;

FIG. 4 is a left side view thereof;

FIG. 5 is a right side view thereof;

FIG. 6 is a top plan view thereof; and,

FIG. 7 is a bottom plan view thereof.

The broken lines depict portions of the wearable device that form no part of the claimed design.

**1 Claim, 6 Drawing Sheets**

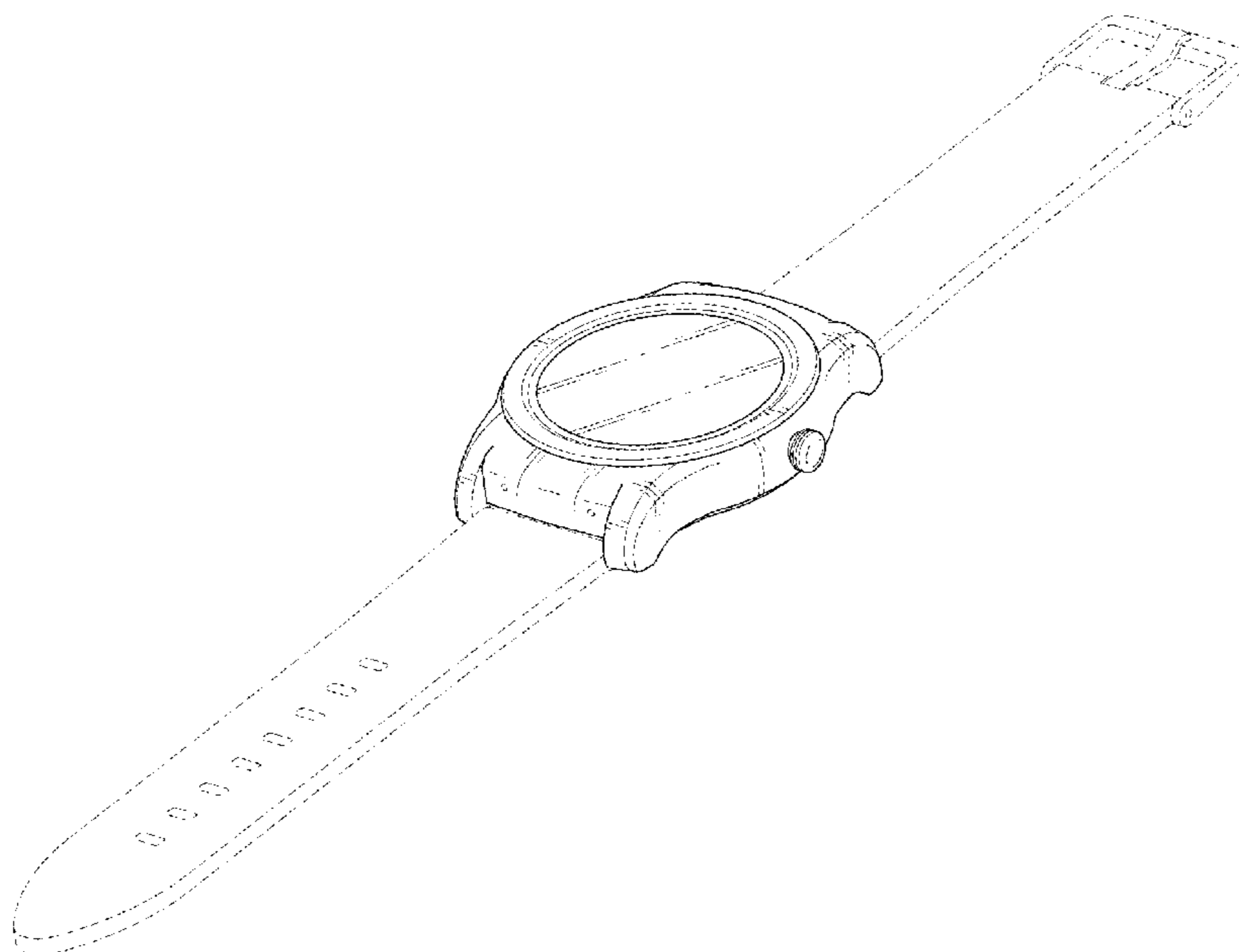


FIG. 1

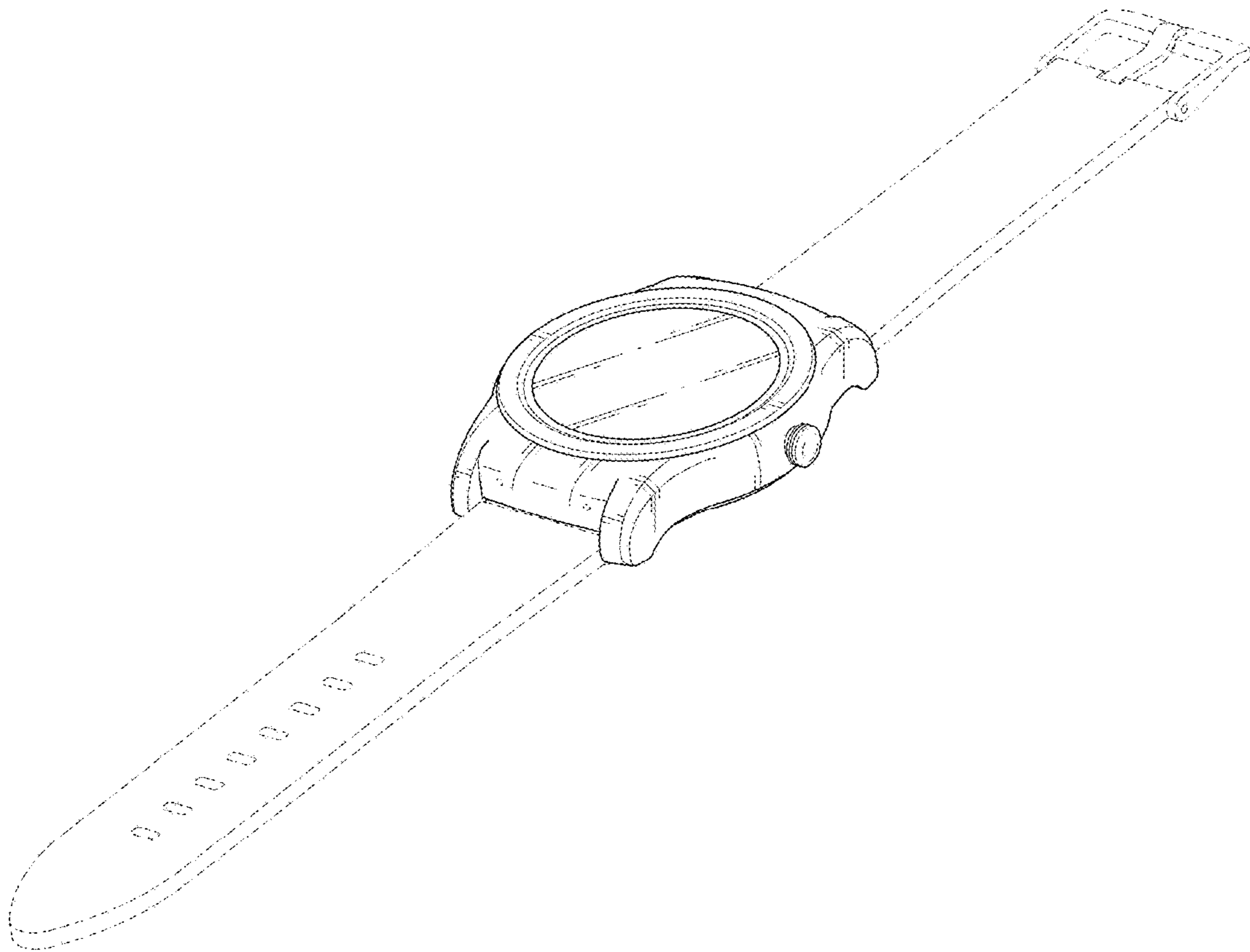


FIG. 2

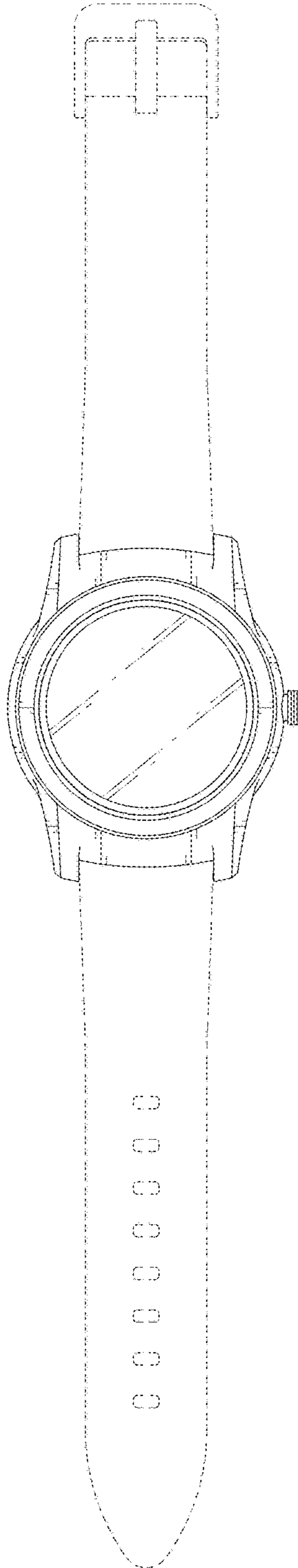


FIG. 3

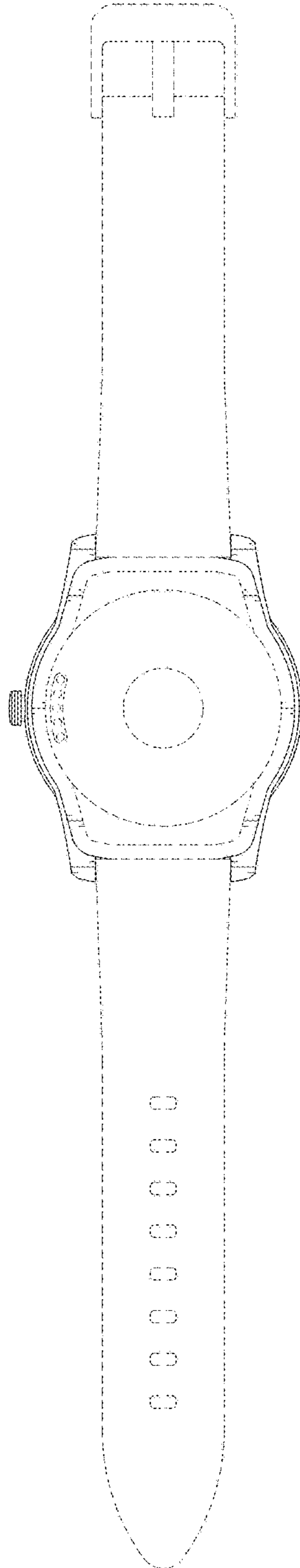


FIG. 4

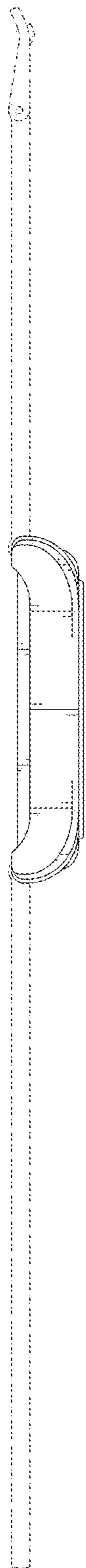


FIG. 5




FIG. 6

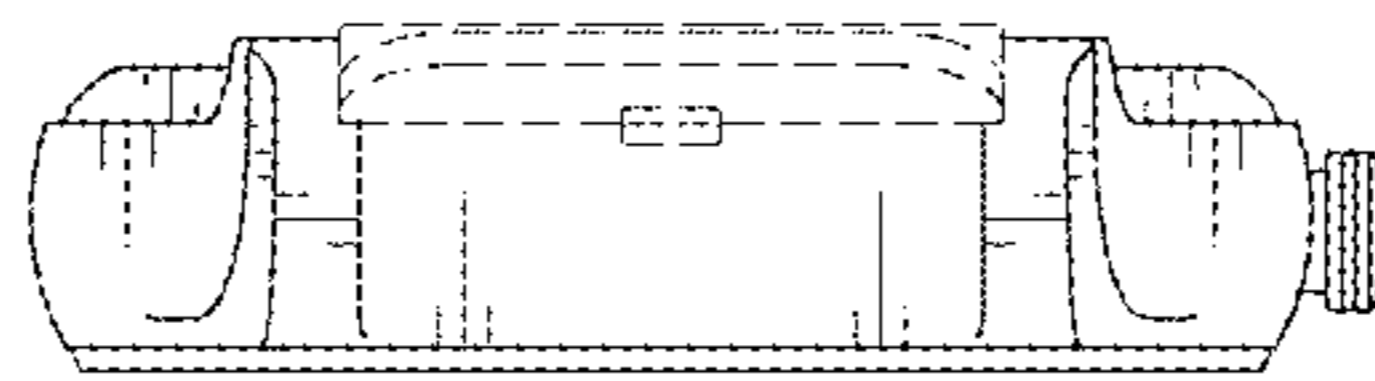


FIG. 7

