



US00D796345S

(12) **United States Design Patent** (10) **Patent No.:** **US D796,345 S**  
**Hirsberg** (45) **Date of Patent:** **\*\* Sep. 5, 2017**

(54) **BEVERAGE CONTAINER**

(71) Applicant: **Lepidolite Raz Ltd**, Kfar-Saba (IL)

(72) Inventor: **Zvi Hirsberg**, Kfar-Saba (IL)

(73) Assignee: **Lepidolite Raz Ltd**, Kfar-Saba (IL)

(\*\*) Term: **15 Years**

(21) Appl. No.: **29/558,219**

(22) Filed: **Mar. 16, 2016**

(51) **LOC (10) Cl.** ..... **09-01**

(52) **U.S. Cl.**  
USPC ..... **D9/772**

(58) **Field of Classification Search**

USPC ..... D9/500, 502, 516, 530, 537, 539, 542,  
D9/549, 763-783; 215/381-385;  
220/660, 669, 675; D7/601, 602, 612,  
D7/615, 630

CPC ... B65D 1/00; B65D 1/02; B65D 1/12; B65D  
1/14; B65D 1/40; B65D 1/44; B65D  
1/023; B65D 1/0223; B65D 1/165; B65D  
1/238; B65D 1/246; B65D 1/253; B65D  
7/04; B65D 21/0209; B65D 21/0233;  
B65D 25/00; B65D 25/28; B65D  
41/0457; B65D 41/17; B65D 53/06;  
B65D 75/56; B65D 79/005; B65D  
2501/0036; B65D 2543/00064; B65D  
2543/00074; B65D 2543/00083; B65D  
2543/00092; B65D 2543/00101; B65D  
2543/00111

See application file for complete search history.

(56) **References Cited**

U.S. PATENT DOCUMENTS

D247,160	S	*	2/1978	LaCroce	.....	D9/764
D273,364	S	*	4/1984	Jalutkewicz	.....	D9/764
D309,710	S	*	8/1990	Groves	.....	D9/447
5,782,373	A	*	7/1998	Bianchi	.....	B65D 17/165 220/269
D414,238	S	*	9/1999	Kupperman	.....	D22/146
D436,538	S	*	1/2001	Lang	.....	D9/764
D441,657	S	*	5/2001	Brown, III	.....	D9/500
D569,271	S	*	5/2008	Gowans	.....	D9/764
D623,963	S	*	9/2010	Fairchild, Jr.	.....	D9/772
D631,758	S	*	2/2011	Alvares	.....	D9/766
D663,617	S	*	7/2012	Christianson	.....	D9/447
D722,508	S	*	2/2015	Hirsberg	.....	D9/503
D723,393	S	*	3/2015	Belafonte	.....	D9/772
D744,861	S	*	12/2015	Fortner	.....	D9/772

\* cited by examiner

*Primary Examiner* — Keli L Hill

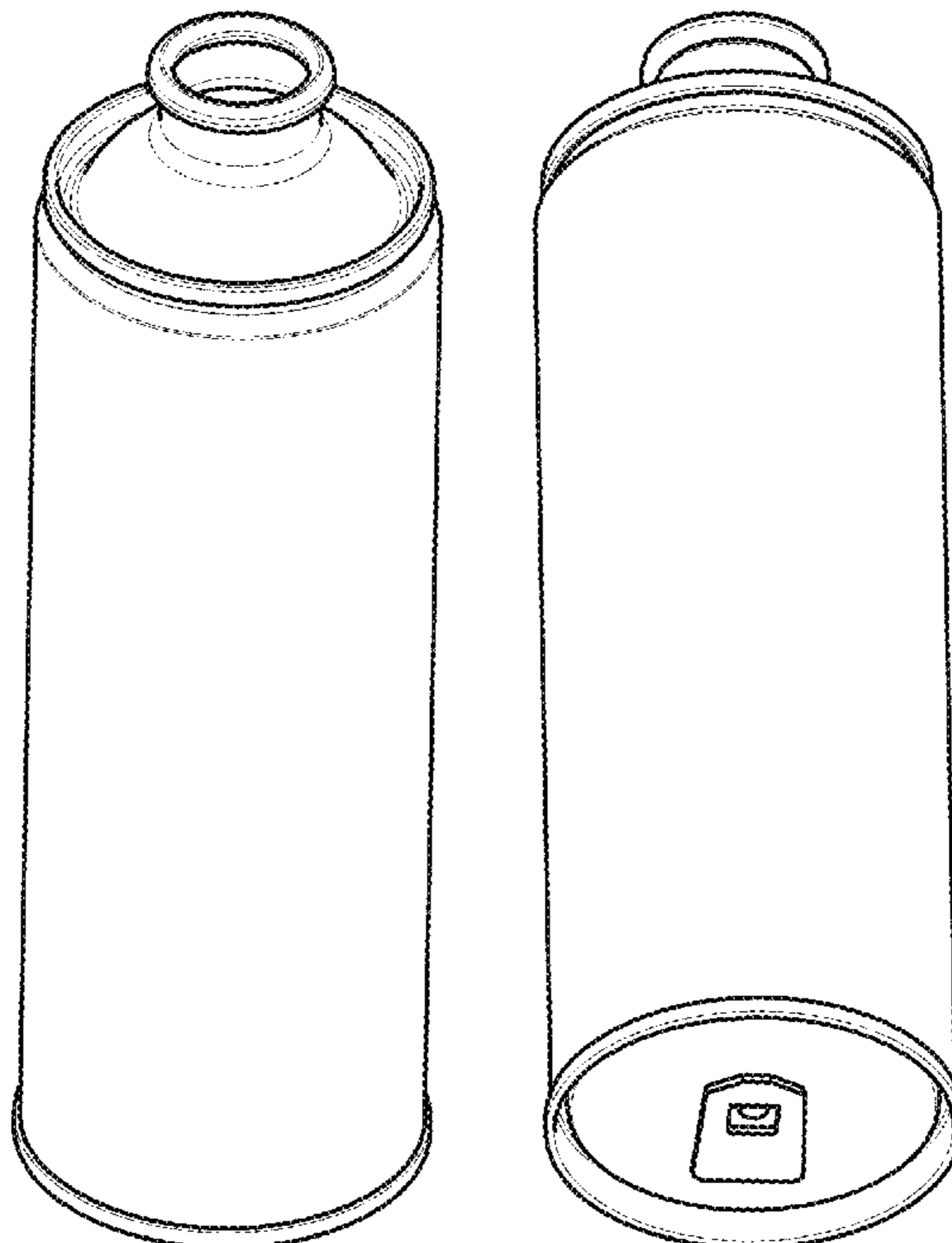
(57) **CLAIM**

The ornamental design for a beverage container, as shown and described.

**DESCRIPTION**

FIG. 1 is a top view of a beverage container in accordance with the present invention;  
FIG. 2 is a bottom view of the beverage container of FIG. 1;  
FIG. 3 is an upper-perspective view of the beverage container of FIG. 1;  
FIG. 4 is a left view of the beverage container of FIG. 1, the right, front, and rear views being identical to the left view; and,  
FIG. 5 is a lower-perspective view of the beverage container of FIG. 1.

**1 Claim, 1 Drawing Sheet**



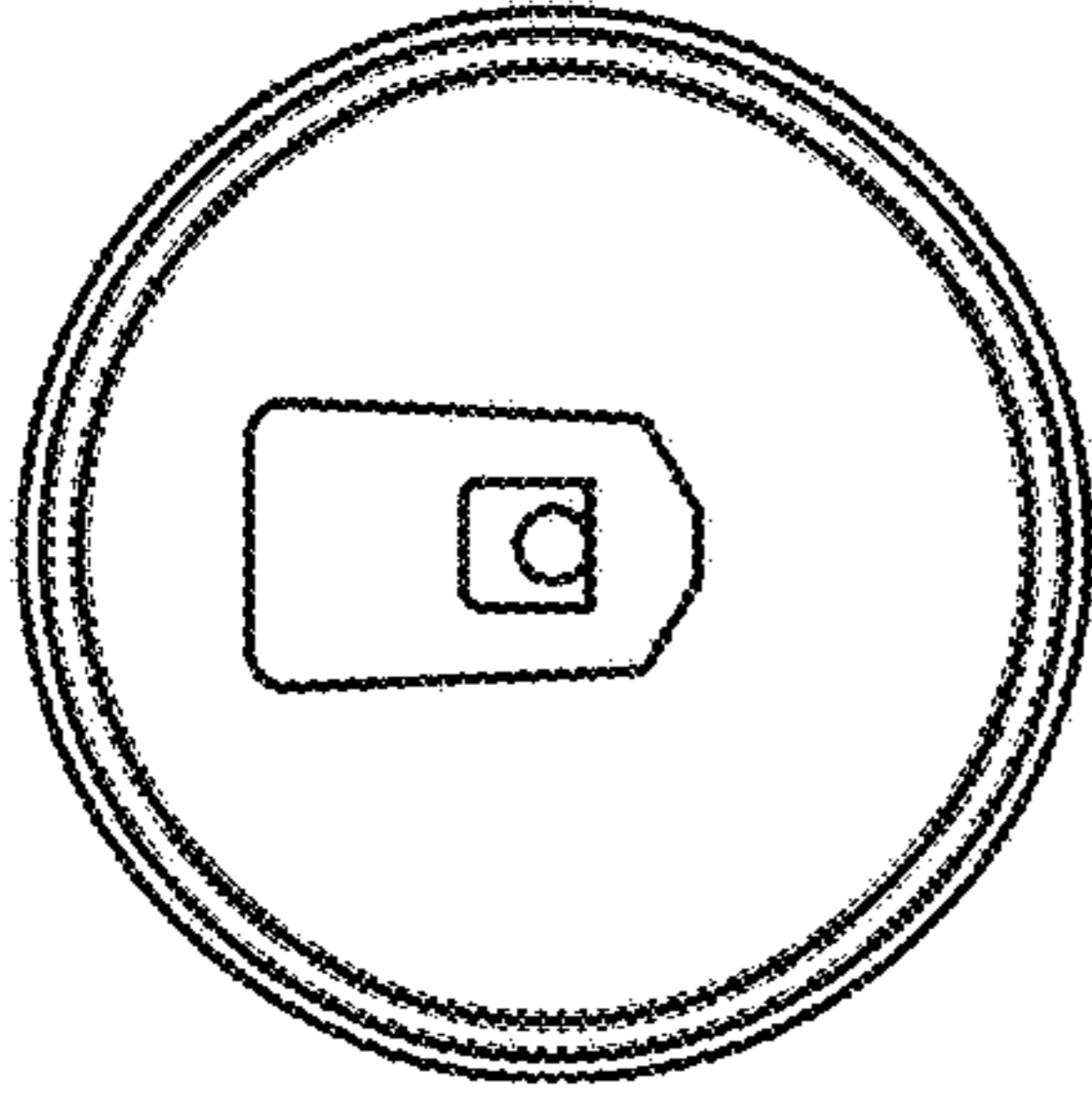


FIG. 2

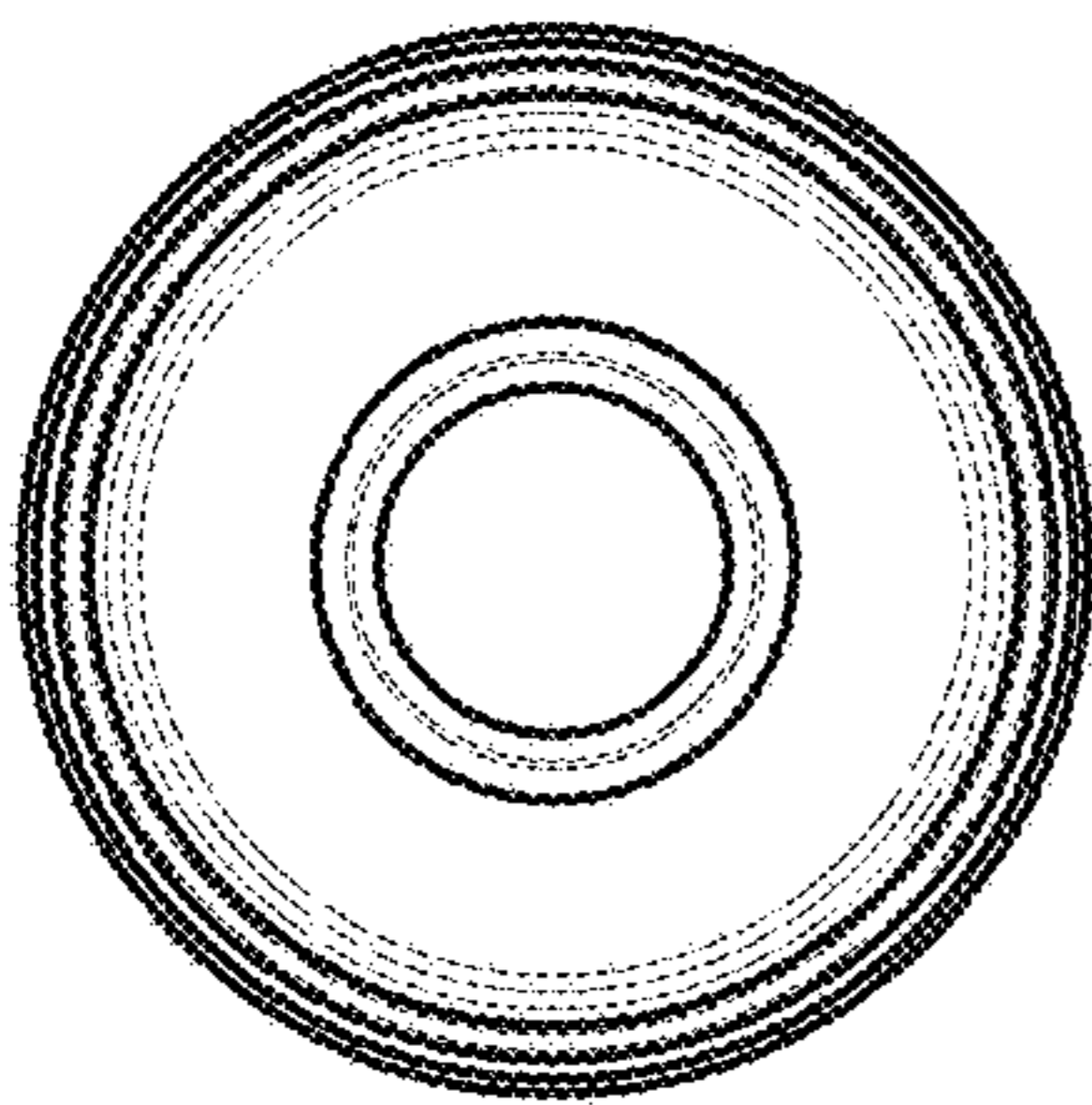


FIG. 1




FIG. 5

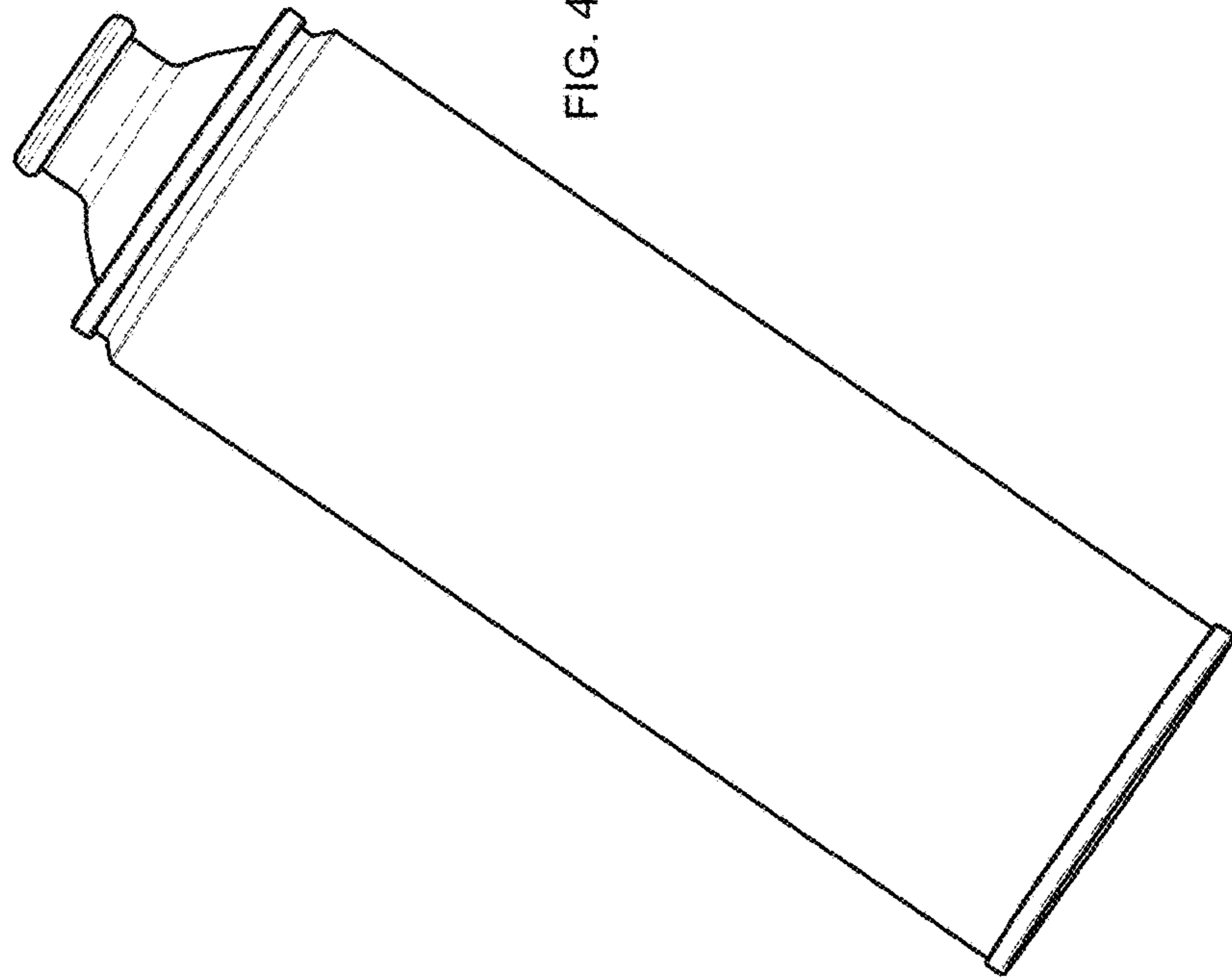


FIG. 4




FIG. 3