

US00D796342S

(12) **United States Design Patent** (10) **Patent No.:** **US D796,342 S**
Ross (45) **Date of Patent:** **** *Sep. 5, 2017**

- (54) **RECLOSABLE SHOPPING BAG** 3,800,361 A * 4/1974 Stauffer A45F 5/10
16/411
- (71) Applicant: **Poly-America, L.P.**, Grand Prairie, TX (US) 4,125,220 A 11/1978 Suominen
4,932,556 A 6/1990 Hui et al.
5,135,464 A 8/1992 Buchanan
- (72) Inventor: **Michael A. Ross**, West Lake, TX (US) D350,689 S * 9/1994 Chao D3/303
5,350,240 A 9/1994 Billman
5,547,284 A 8/1996 Imer
5,772,332 A 6/1998 Geller
5,788,378 A 8/1998 Thomas
5,882,120 A 3/1999 Bell
- (73) Assignee: **Poly-America, L.P.**, Grand Prairie, TX (US) D451,794 S 12/2001 Ichikawa
6,325,543 B1 12/2001 Ausnit
6,332,712 B1 12/2001 Headley
D458,121 S 6/2002 Ichikawa
D472,139 S * 3/2003 Rizzuto, Jr. D9/709
D502,390 S * 3/2005 Ouchi D9/705
D546,520 S * 7/2007 Glas D34/1
D597,851 S * 8/2009 Rea D9/703
- (*) Notice: This patent is subject to a terminal disclaimer.
- (**) Term: **15 Years**
- (21) Appl. No.: **29/548,003**
- (22) Filed: **Dec. 9, 2015**
- (51) **LOC (10) Cl.** **09-05**
- (52) **U.S. Cl.**
USPC **D9/705**
- (58) **Field of Classification Search**
USPC D9/702-714, 430-434, 423, 499;
D3/303, 202, 205, 221, 226, 246, 240,
D3/304-315, 201, 276; 383/6, 105-120,
383/127, 10; 220/915.1, 915.2, 592.01,
220/773, 755; D7/601, 605-607,
D7/709-710, 393, 394, 395, 602, 622,
D7/624.2; 206/139, 428, 488, 427, 433,
206/434, 432; 229/117.19, 116.5, 923,
229/87.03, 87.18, 87.19, 117.09;
150/100, 107; 493/226; 215/399, 396
CPC ... B65D 1/00; B65D 1/22; B65D 1/44; B65D
33/00; B65D 33/12; B65D 33/16; B65D
31/00; B65D 31/10; B65D 5/00; B65D
5/06; A45C 1/00; A45C 1/02; A45C 3/06;
A45C 3/00; A45C 3/10
See application file for complete search history.

(Continued)
Primary Examiner — Abraham Bahta
(74) *Attorney, Agent, or Firm* — Daniel J. Layden;
Brandon J. Lee

(57) **CLAIM**

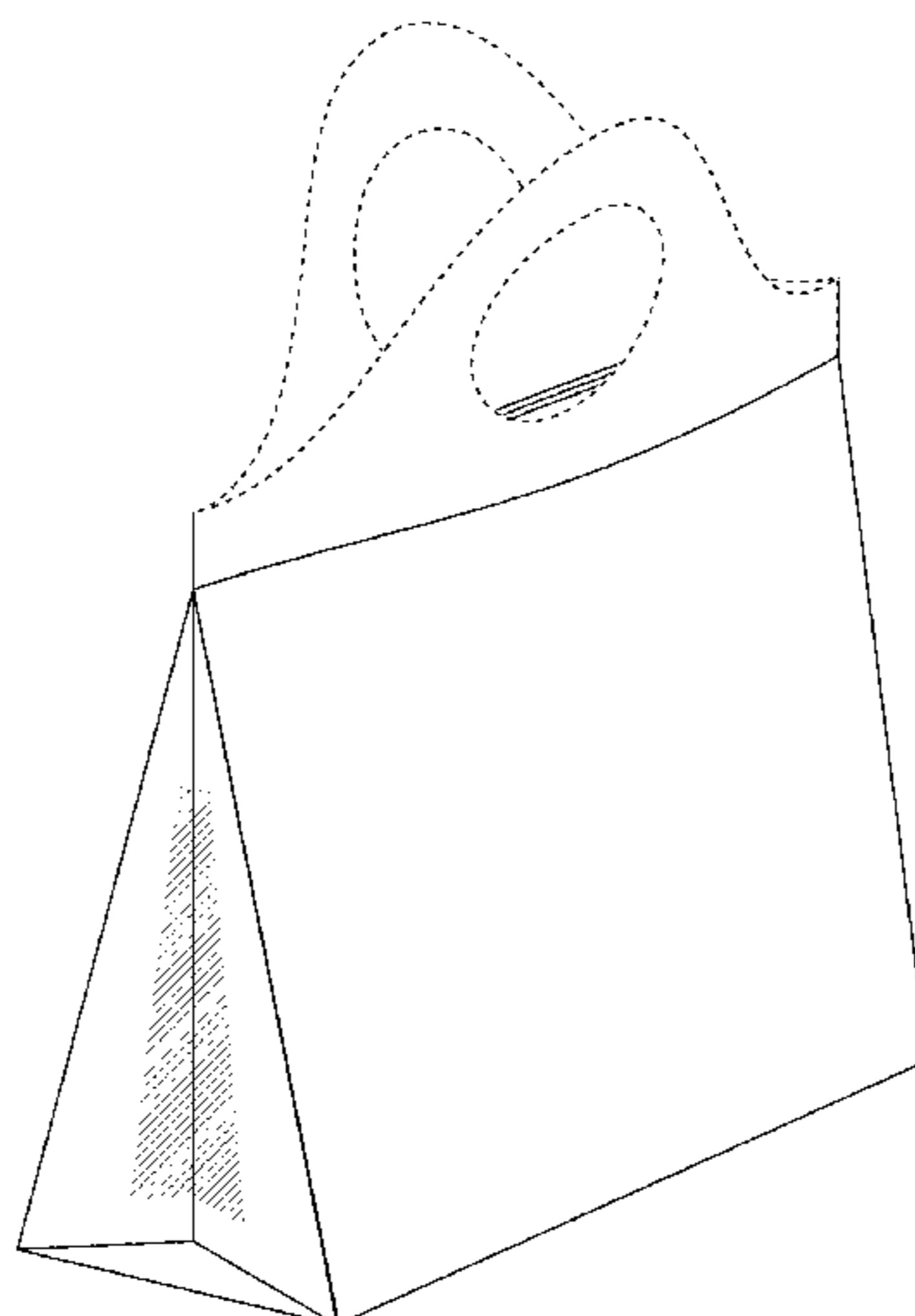
The ornamental design for a “reclosable shopping bag,” as shown and described.

DESCRIPTION

FIG. 1 is a front perspective view of a reclosable shopping bag embodying my new design;
FIG. 2 is a top perspective view thereof;
FIG. 3 is a front plan view thereof;
FIG. 4 is a rear plan view thereof;
FIG. 5 is a top plan view thereof; and,
FIG. 6 is a bottom plan view thereof.
The broken lines in the drawings are for illustrative purposes only and do not form a part of the claimed design.

1 Claim, 5 Drawing Sheets

- (56) **References Cited**
U.S. PATENT DOCUMENTS
3,361,333 A 1/1968 Stuart
3,402,749 A 9/1968 Kinzler



(56)

References Cited

U.S. PATENT DOCUMENTS

D625,613	S	*	10/2010	Cowan-Hughes	D9/703
D695,133	S	*	12/2013	Temam	D9/709
2002/0033396	A1		3/2002	Hupp et al.		
2004/0109617	A1		6/2004	Winiacki		
2004/0131284	A1		7/2004	Stolmeier		
2005/0041894	A1		2/2005	Hanson		
2005/0053315	A1		3/2005	Aasen		
2005/0238765	A1		10/2005	Weaver et al.		
2012/0292224	A1		11/2012	Matsushima et al.		
2013/0139473	A1		6/2013	Beer		

* cited by examiner

Fig 1

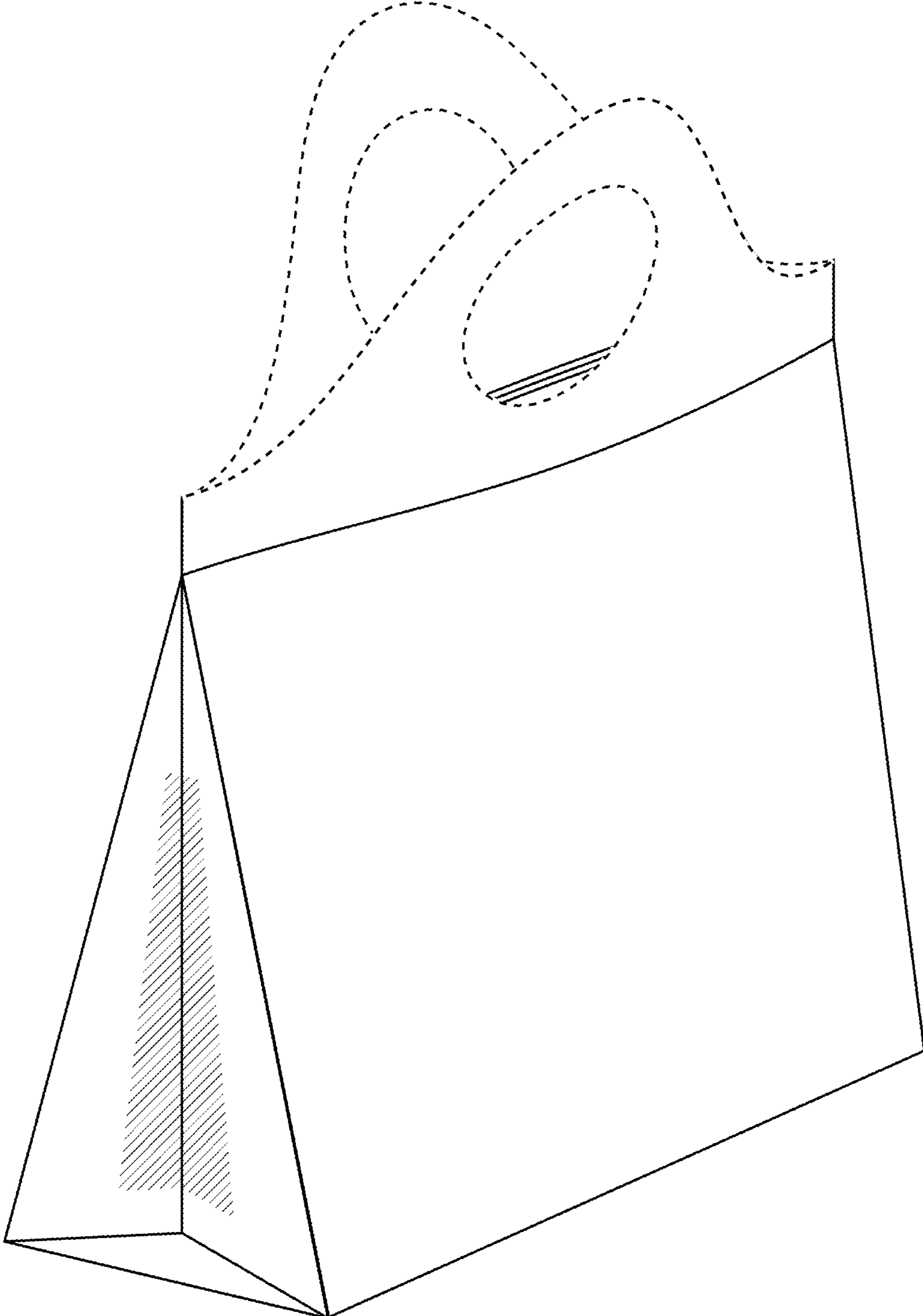


Fig 2

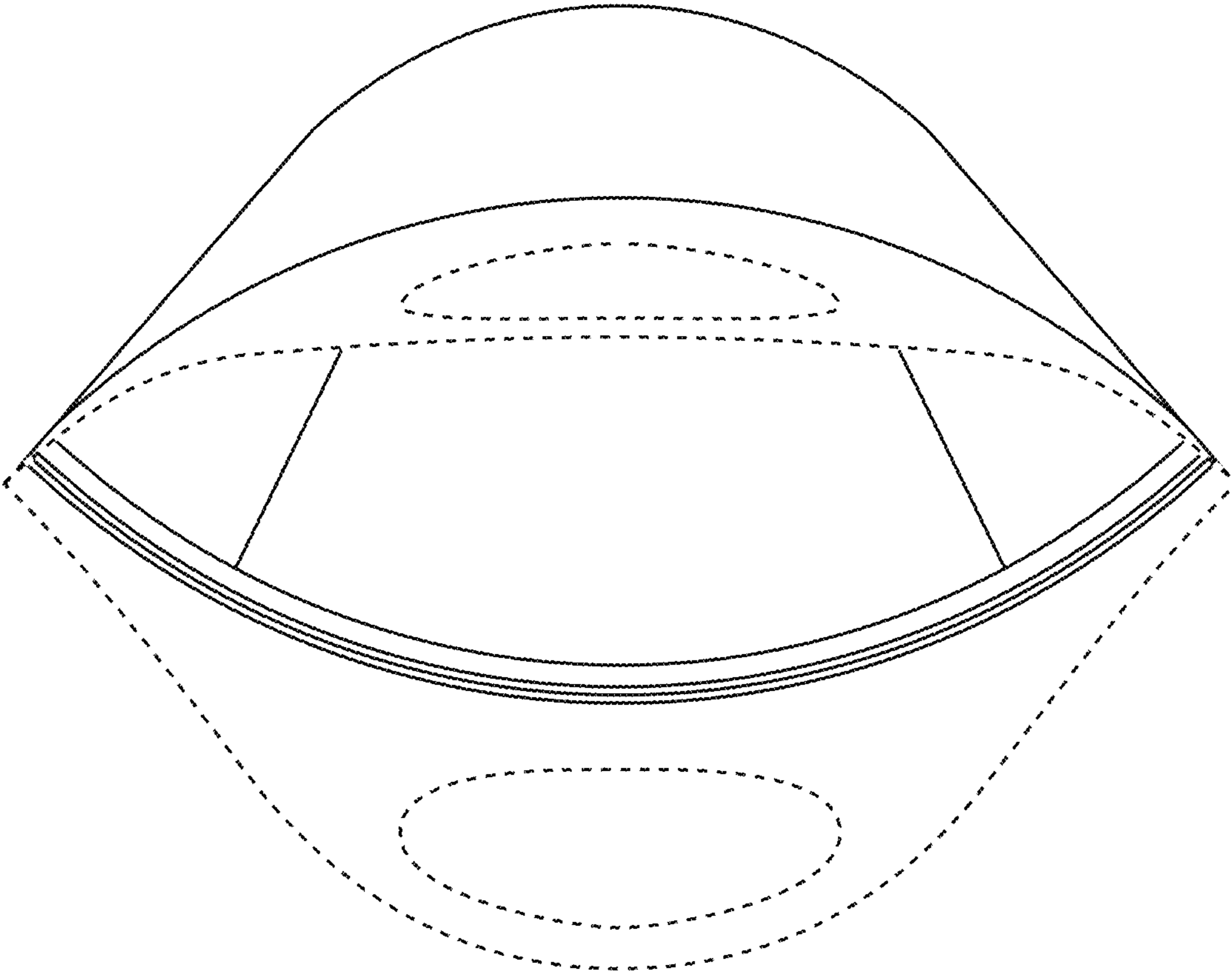


Fig 3

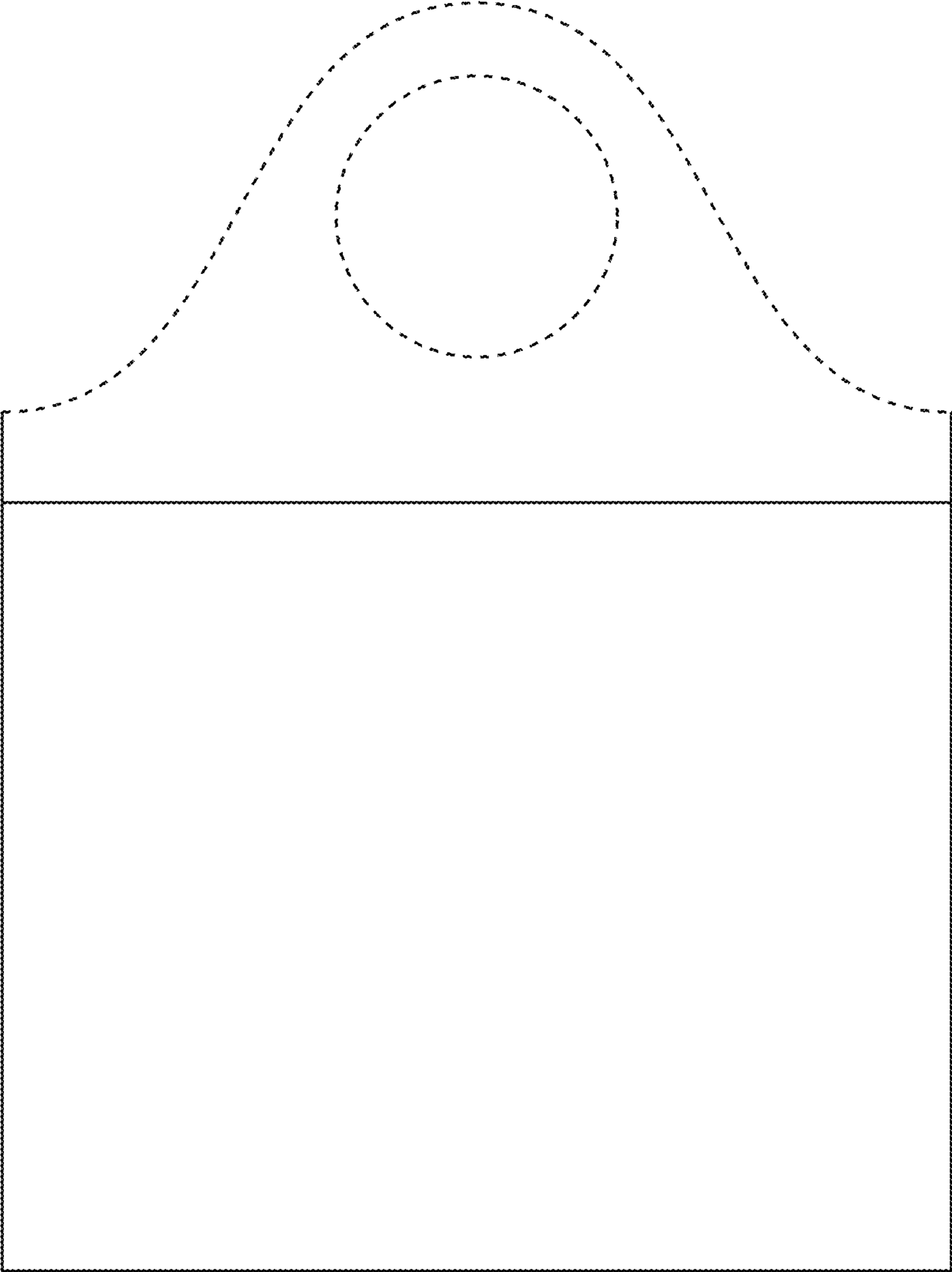


Fig 4

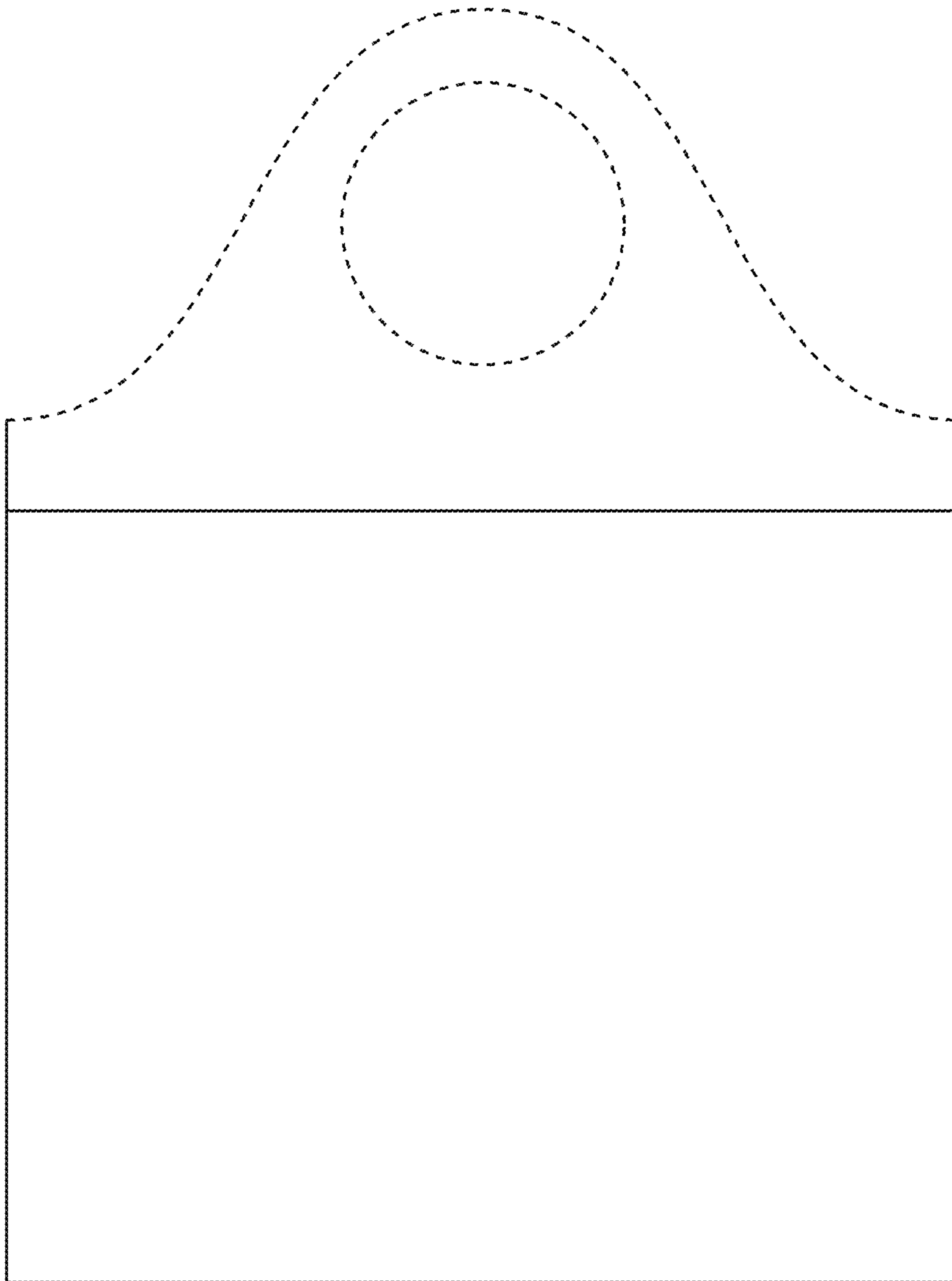


Fig 5

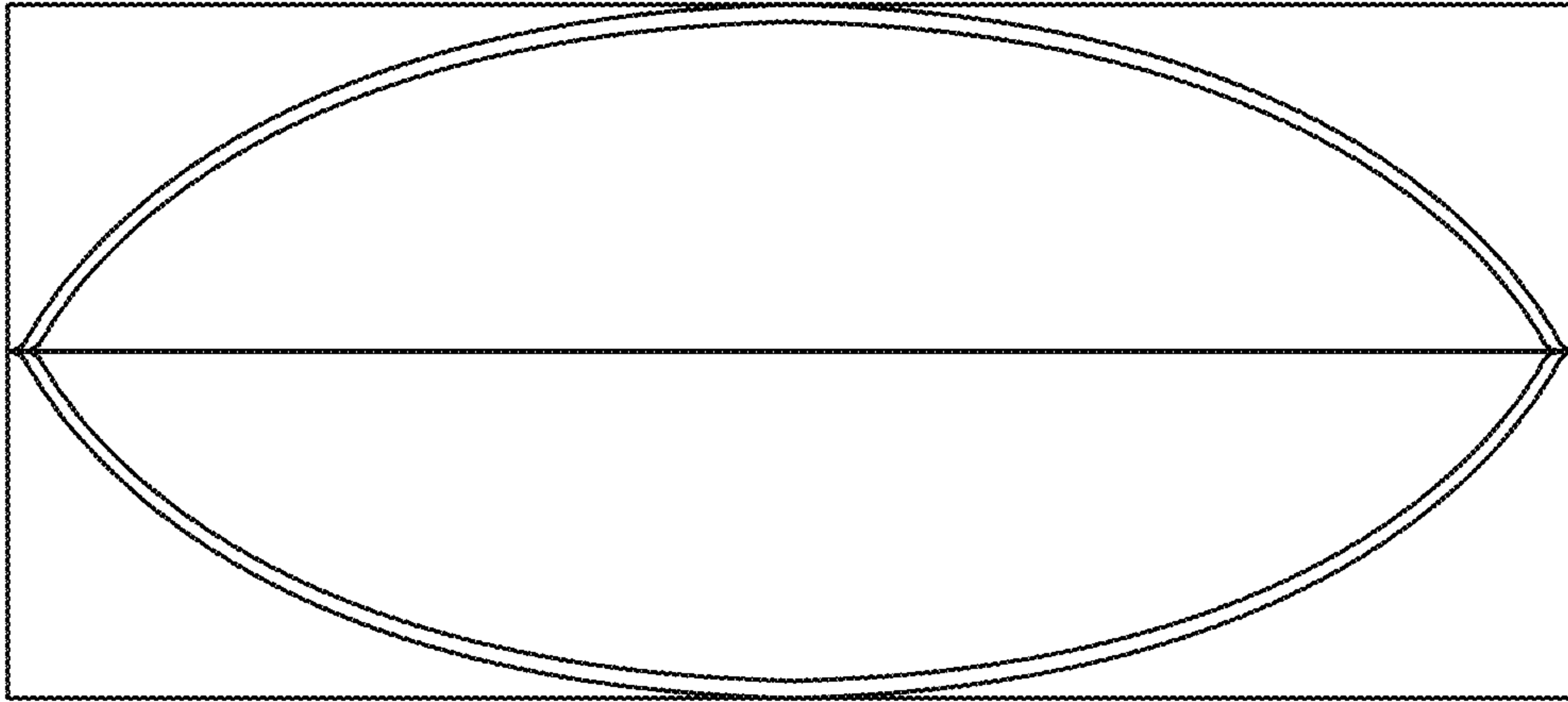


Fig 6

