



US00D796323S

(12) **United States Design Patent**
Harris et al.

(10) **Patent No.:** **US D796,323 S**

(45) **Date of Patent:** **** Sep. 5, 2017**

(54) **COMBINED CONTAINER AND PUMP**

11/3045; B05B 11/3046; B05B 11/3047;
B05B 11/3052; B05B 11/3059; B05B
11/306

(71) Applicant: **The Procter & Gamble Company,**
Cincinnati, OH (US)

See application file for complete search history.

(72) Inventors: **Kyle William Harris,** Maineville, OH
(US); **Marek Mikovec,** Roudnice Nad
Labem (CZ); **Peter Karl Patzak,**
Muehlthal (DE)

(56) **References Cited**

U.S. PATENT DOCUMENTS

D64,659 S *	5/1924	Daltroff	D9/545
D141,944 S *	7/1945	Wolff	D9/436
D370,413 S *	6/1996	Gobe	D9/447
D400,797 S *	11/1998	de Mourgues	D9/545
D432,917 S *	10/2000	Heydenburg	D9/450
D438,113 S *	2/2001	Wadsworth	D9/448
D591,166 S *	4/2009	Bradley	D9/691
D600,554 S *	9/2009	Toh	D9/448
D649,064 S *	11/2011	Wang Treadway	D9/687
D669,366 S *	10/2012	Baron	D9/692
D732,398 S *	6/2015	Landrum	D9/682
D738,219 S *	9/2015	Landrum	D9/549
D743,791 S *	11/2015	Andersson	D9/448

(Continued)

(73) Assignee: **The Procter & Gamble Company,**
Cincinnati, OH (US)

(**) Term: **15 Years**

(21) Appl. No.: **29/587,239**

(22) Filed: **Dec. 12, 2016**

Related U.S. Application Data

(62) Division of application No. 29/545,580, filed on Nov.
13, 2015, now Pat. No. Des. 780,594.

(51) **LOC (10) Cl.** **09-07**

(52) **U.S. Cl.**
USPC **D9/448**

(58) **Field of Classification Search**
USPC D9/682-694, 719, 723-725, 500, 501,
D9/503, 516, 517, 520, 526, 545,
D9/549-575, 434-436, 440, 447-450,
D9/600-681, 505; D28/76, 77, 91.1;
D6/542

CPC B65D 1/00; B65D 1/0223; B65D 1/023;
B65D 1/40; B65D 23/00; B65D 83/14;
B65D 83/20; B65D 83/205; B65D
83/206; B65D 83/207; B65D 83/30;
B65D 83/38; B65D 83/384; B65D 83/40;
B65D 2501/0009; B65D 2501/0081;
B05B 11/0037; B05B 11/3001; B05B
11/3004; B05B 11/3005; B05B 11/3007;
B05B 11/3008; B05B 11/3043; B05B

Primary Examiner — Catherine Tuttle

(74) *Attorney, Agent, or Firm* — Linda M. Sivik

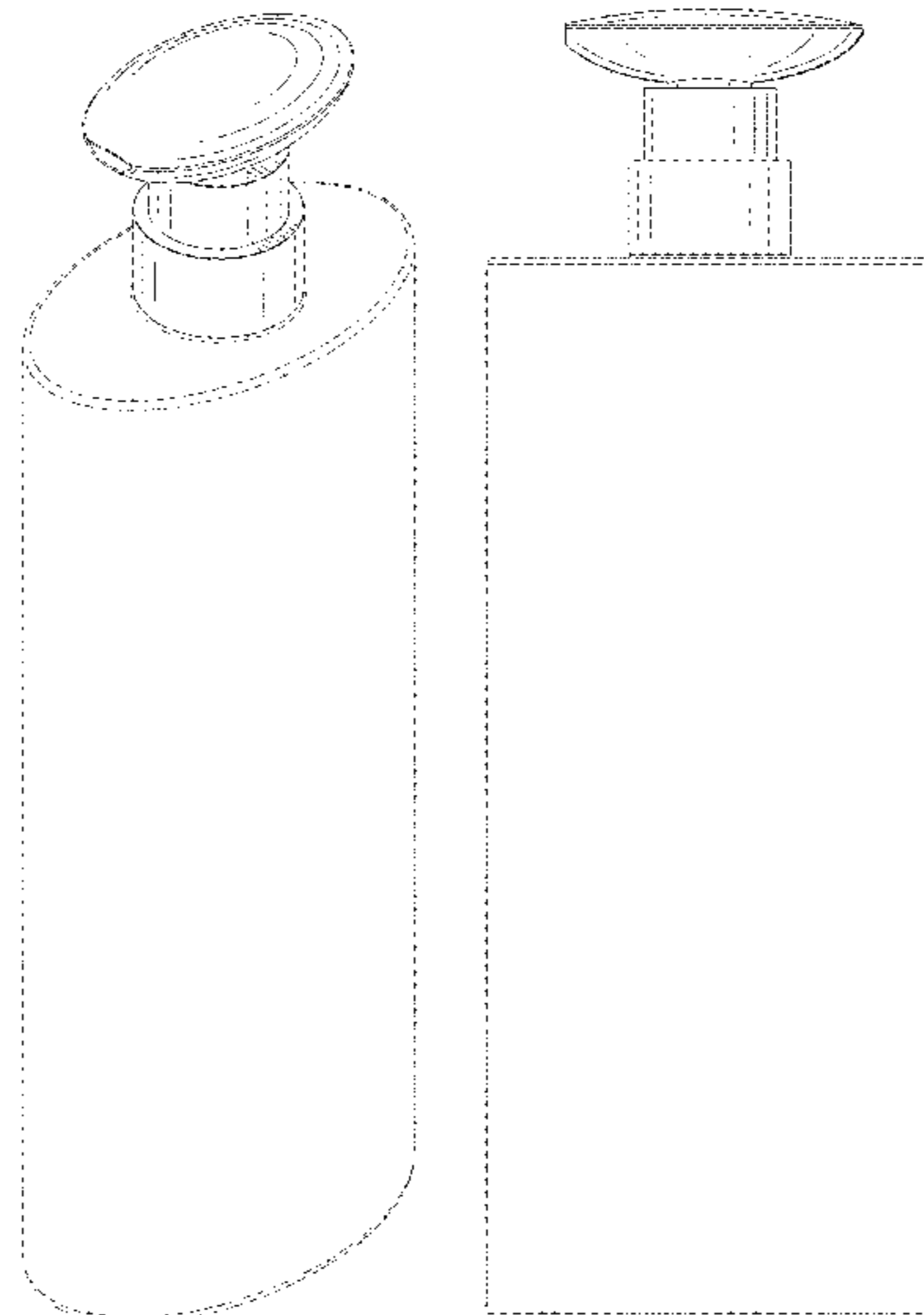
(57) **CLAIM**

The ornamental design for a combined container and pump,
as shown and described.

DESCRIPTION

FIG. 1 is a perspective view of the container pump embody-
ing our new design;
FIG. 2 is a left side elevational view thereof;
FIG. 3 is a right side elevational view thereof;
FIG. 4 is a rear elevational view thereof;
FIG. 5 is a front elevational view thereof;
FIG. 6 is a top plan view thereof; and,
FIG. 7 is a bottom plan view thereof.
The broken lines are included for the purpose of illustrating
the portions of the combined container and pump that form
no part of the claimed design.

1 Claim, 5 Drawing Sheets



(56)

References Cited

U.S. PATENT DOCUMENTS

9,573,151 B1 * 2/2017 Miller B05B 11/3047
2007/0136937 A1 * 6/2007 Sawalski B65D 83/20
4/223

* cited by examiner




FIG. 1




FIG. 2




FIG. 3




FIG. 4




FIG. 5

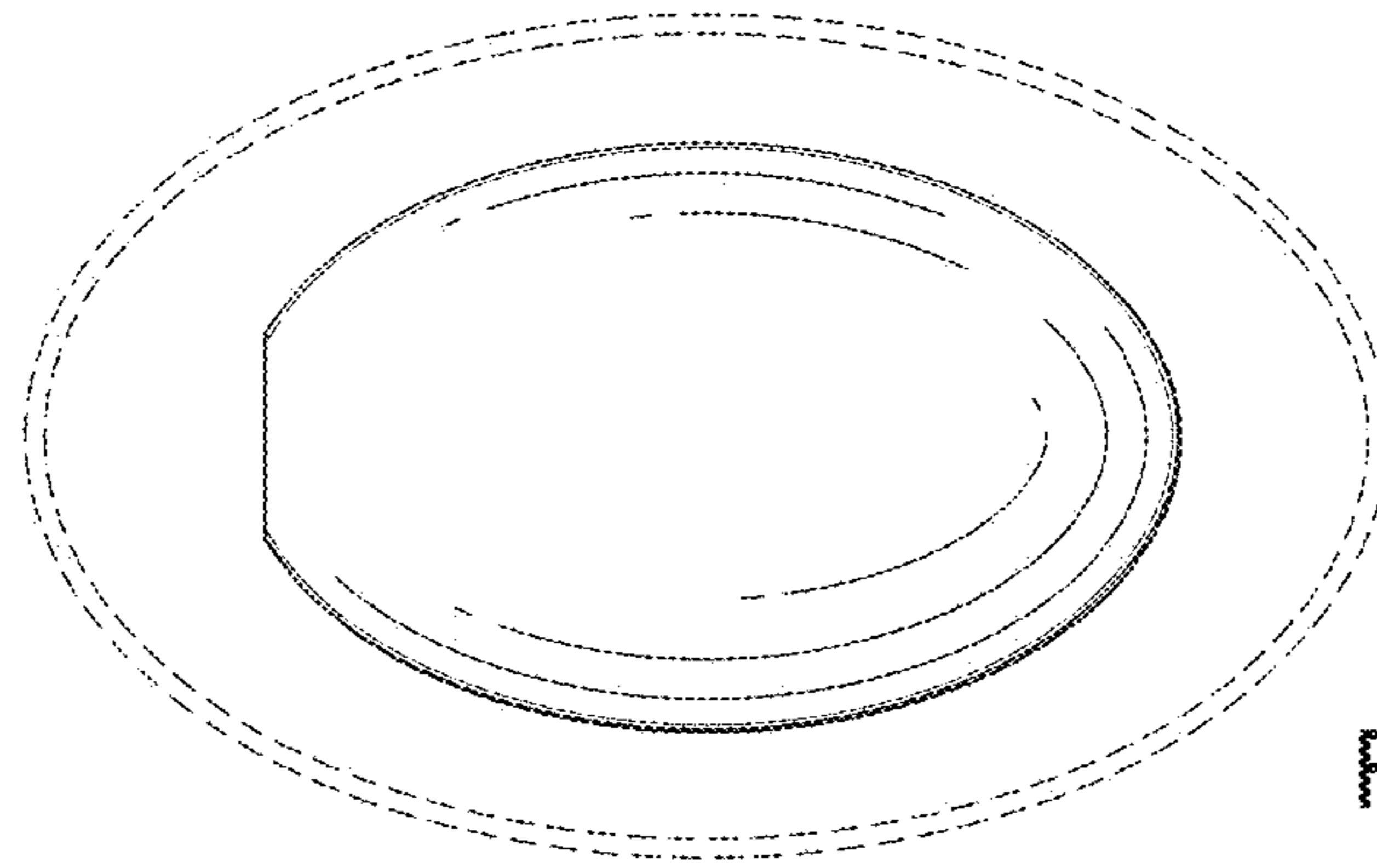


FIG. 6

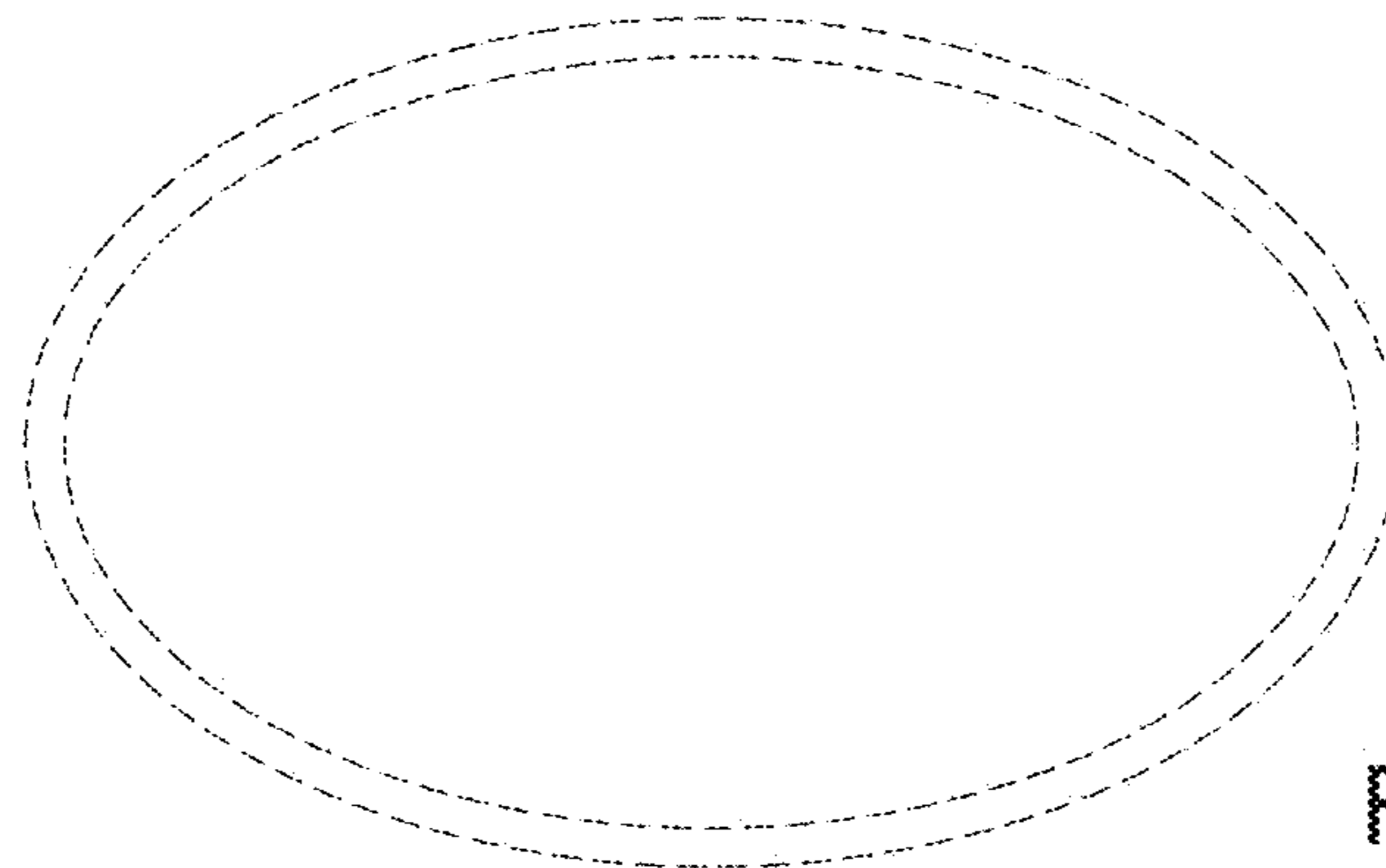


FIG. 7