



US00D796321S

(12) **United States Design Patent** (10) **Patent No.:** **US D796,321 S**  
**Taylor** (45) **Date of Patent:** **\*\* Sep. 5, 2017**

(54) **DETERGENT PUMP HEAD**  
(71) Applicant: **Magic Tap, LLC**, Cleveland, OH (US)  
(72) Inventor: **Curtis Taylor**, Chagrin Falls, OH (US)  
(73) Assignee: **Magic Tap, LLC**, Cleveland, OH (US)  
(\*\*) Term: **14 Years**

(21) Appl. No.: **29/523,638**  
(22) Filed: **Apr. 13, 2015**  
(51) **LOC (10) Cl.** ..... **09-07**  
(52) **U.S. Cl.**  
USPC ..... **D9/448**  
(58) **Field of Classification Search**  
USPC ..... D9/429, 434-436, 439-454, 499, 600,  
D9/601, 614-617, 620, 623, 624, 628;  
D7/387, 392, 393, 396.2, 510, 511,  
D7/514-517, 598, 599, 612.2, 623, 628;  
D3/202, 294, 318; D23/226  
CPC ..... A61J 1/1412; B65D 1/02; B65D 1/323;  
B65D 1/0246; B65D 25/40; B65D 25/42;  
B65D 25/44; B65D 41/56; B65D 41/62;  
B65D 47/06; B65D 47/08  
See application file for complete search history.

(56) **References Cited**  
U.S. PATENT DOCUMENTS  
D389,407 S \* 1/1998 Mascitelli ..... D9/448  
D399,746 S \* 10/1998 Hayataka ..... D9/448  
D419,878 S \* 2/2000 Kerr ..... D9/448  
D452,822 S \* 1/2002 Boshuizen ..... D9/448  
D486,554 S \* 2/2004 Nien ..... D23/226  
D489,613 S \* 5/2004 Campbell ..... D9/447  
D489,616 S \* 5/2004 Bakic ..... D9/447  
D527,258 S \* 8/2006 Crawford ..... D9/448  
D528,418 S \* 9/2006 Kuo ..... D9/448

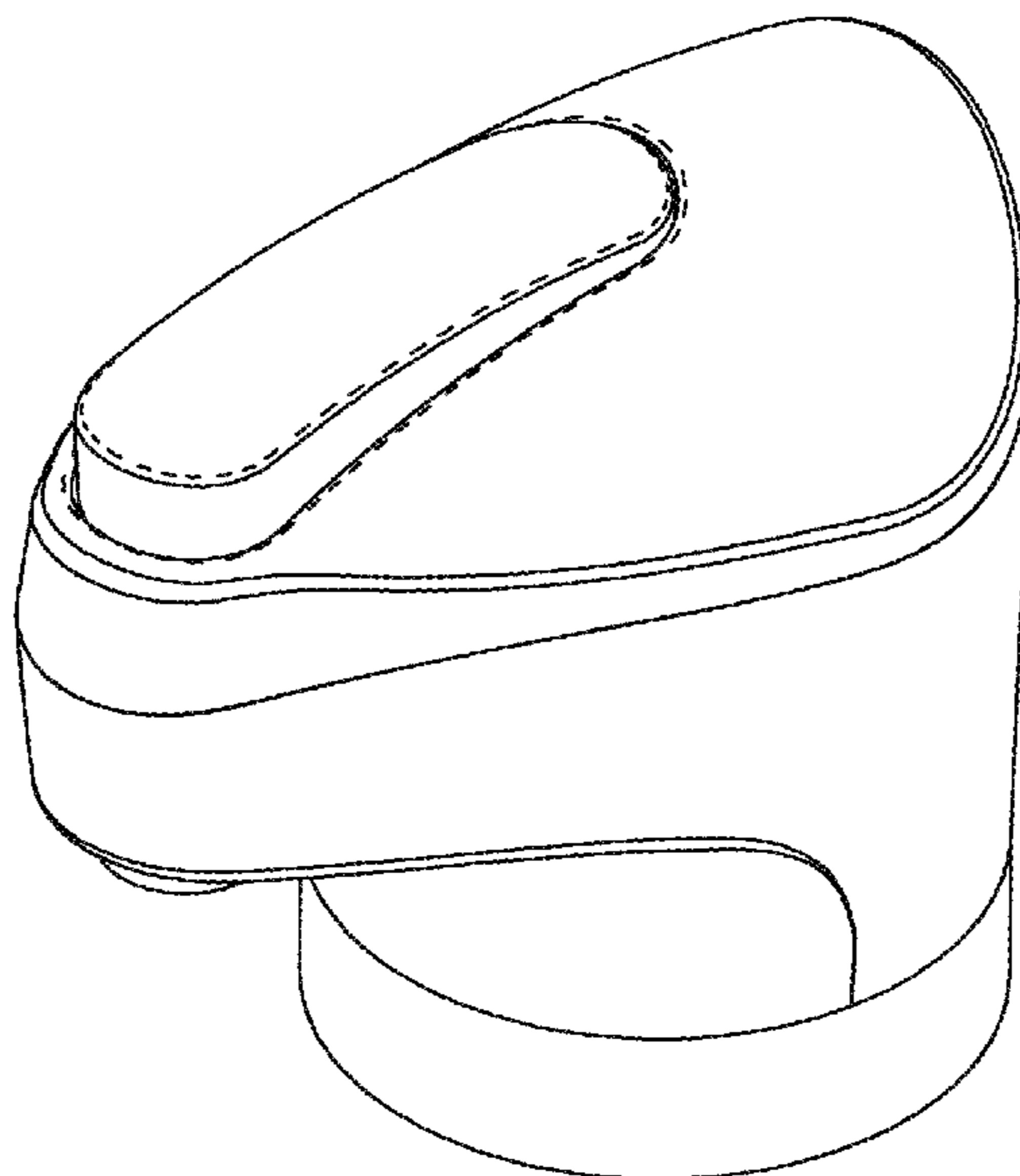
D568,154 S \* 5/2008 Arminak ..... D9/448  
D569,723 S \* 5/2008 Sellick ..... D9/448  
D579,773 S \* 11/2008 Ribera Turro ..... D9/448  
D584,616 S \* 1/2009 Ribera Turro ..... D9/448  
D587,577 S \* 3/2009 Ribera Turro ..... D9/448  
D588,006 S \* 3/2009 Boes ..... D9/448  
D649,457 S \* 11/2011 Rowen ..... D9/448  
D658,741 S \* 5/2012 Romero ..... D23/223  
D721,961 S \* 2/2015 Takizawa ..... D9/448  
D730,733 S \* 6/2015 O'Donahue ..... D9/448  
2016/0016778 A1 \* 1/2016 Taylor ..... B67D 1/10  
222/333

\* cited by examiner  
*Primary Examiner* — Karen S Acker  
*Assistant Examiner* — Wendy Arminio  
(74) *Attorney, Agent, or Firm* — Fay Sharpe LLP

(57) **CLAIM**  
The ornamental design for a detergent pump head, as shown and described.

**DESCRIPTION**  
FIG. 1 is a front perspective view of a detergent pump head showing my new design;  
FIG. 2 is a rear perspective view of the detergent pump head of FIG. 1;  
FIG. 3 is a top plan view of the detergent pump head of FIG. 1;  
FIG. 4 is a bottom plan view of the detergent pump head of FIG. 1;  
FIG. 5 is a front view of the detergent pump head of FIG. 1;  
FIG. 6 is side view of the detergent pump head of FIG. 1; and,  
FIG. 7 is a rear view of the detergent pump head of FIG. 1.  
The broken lines in the drawings depict portions of the detergent pump head that form no part of the claimed design.

**1 Claim, 7 Drawing Sheets**



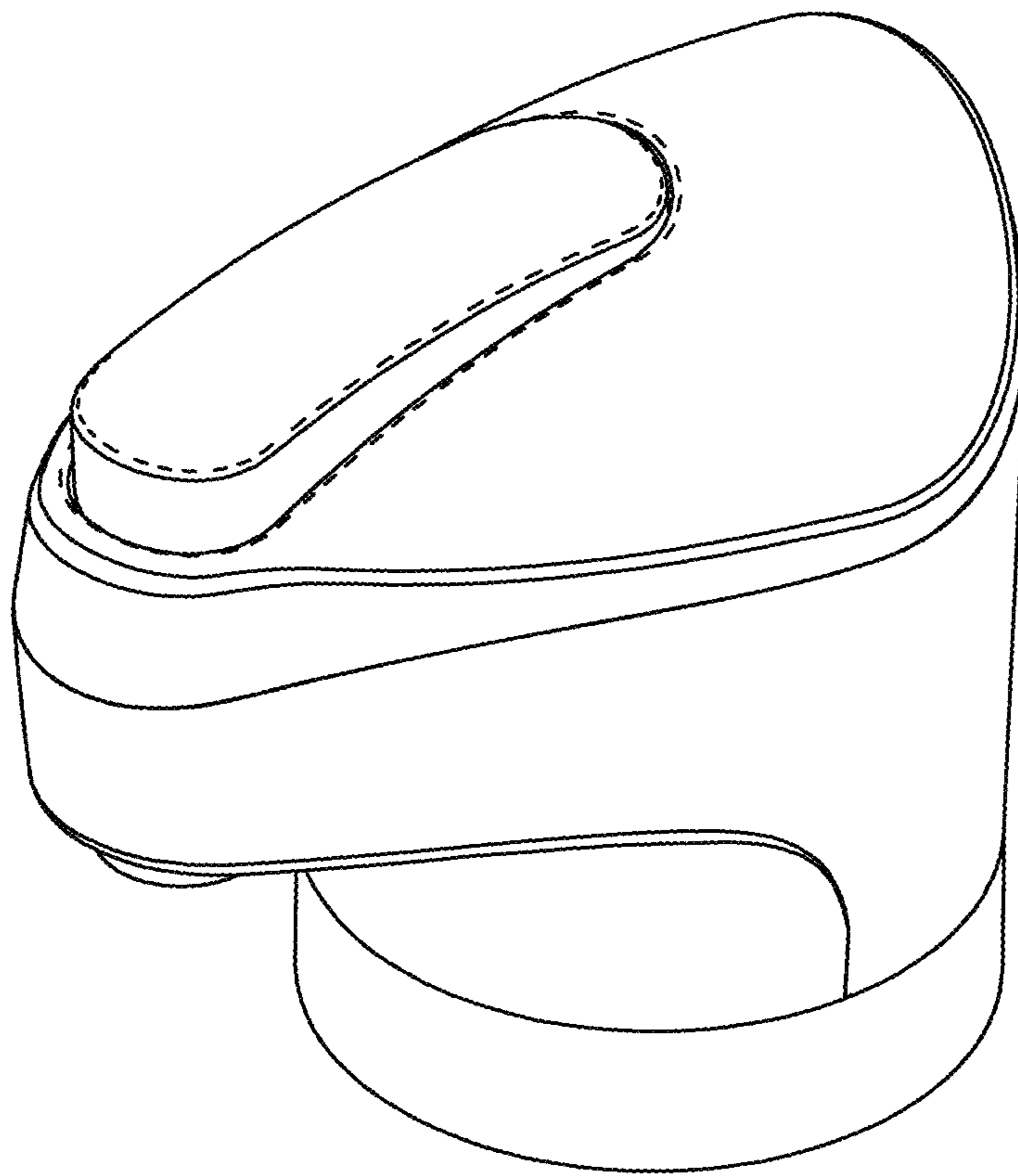


FIG. 1




FIG. 2

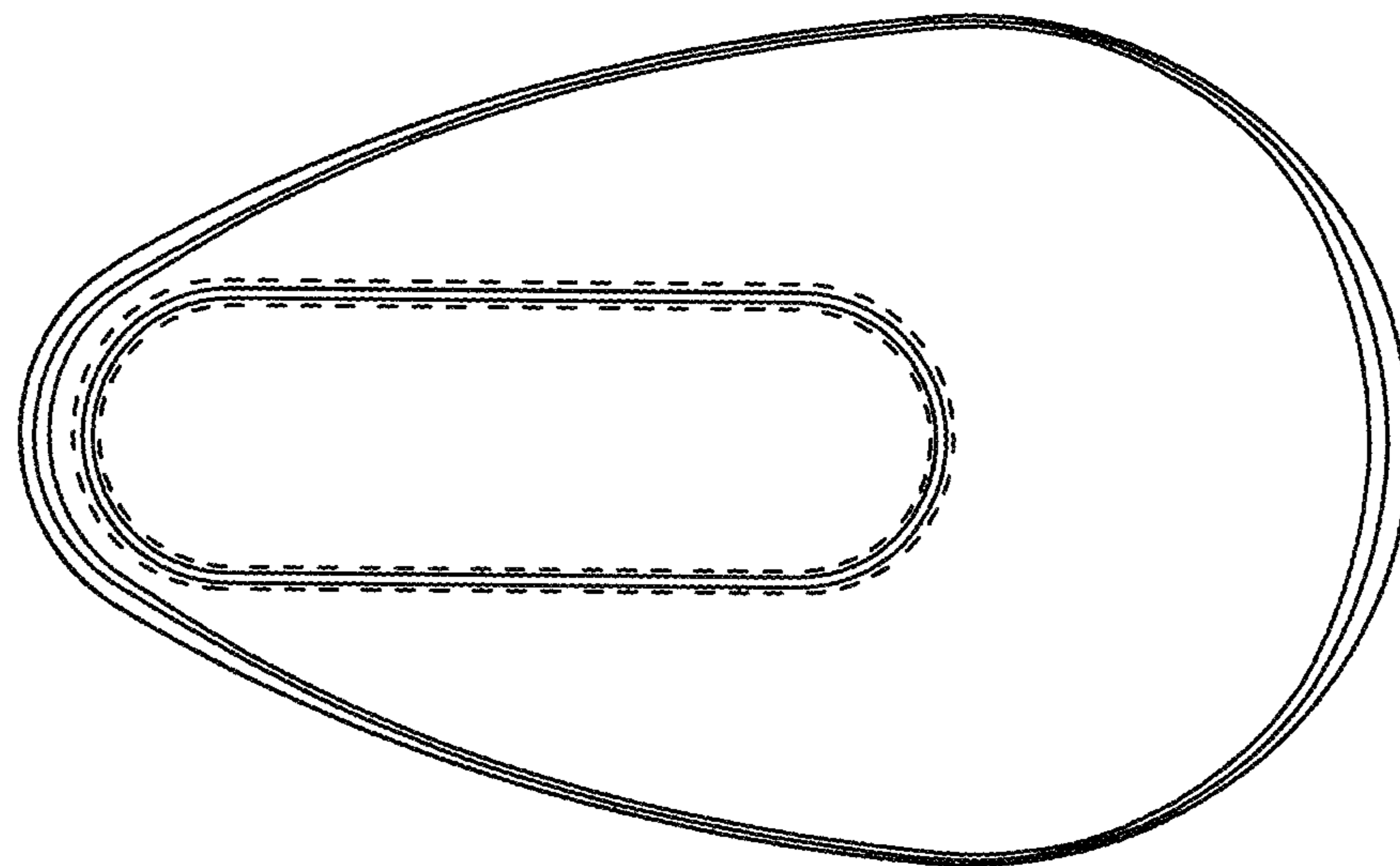


FIG. 3

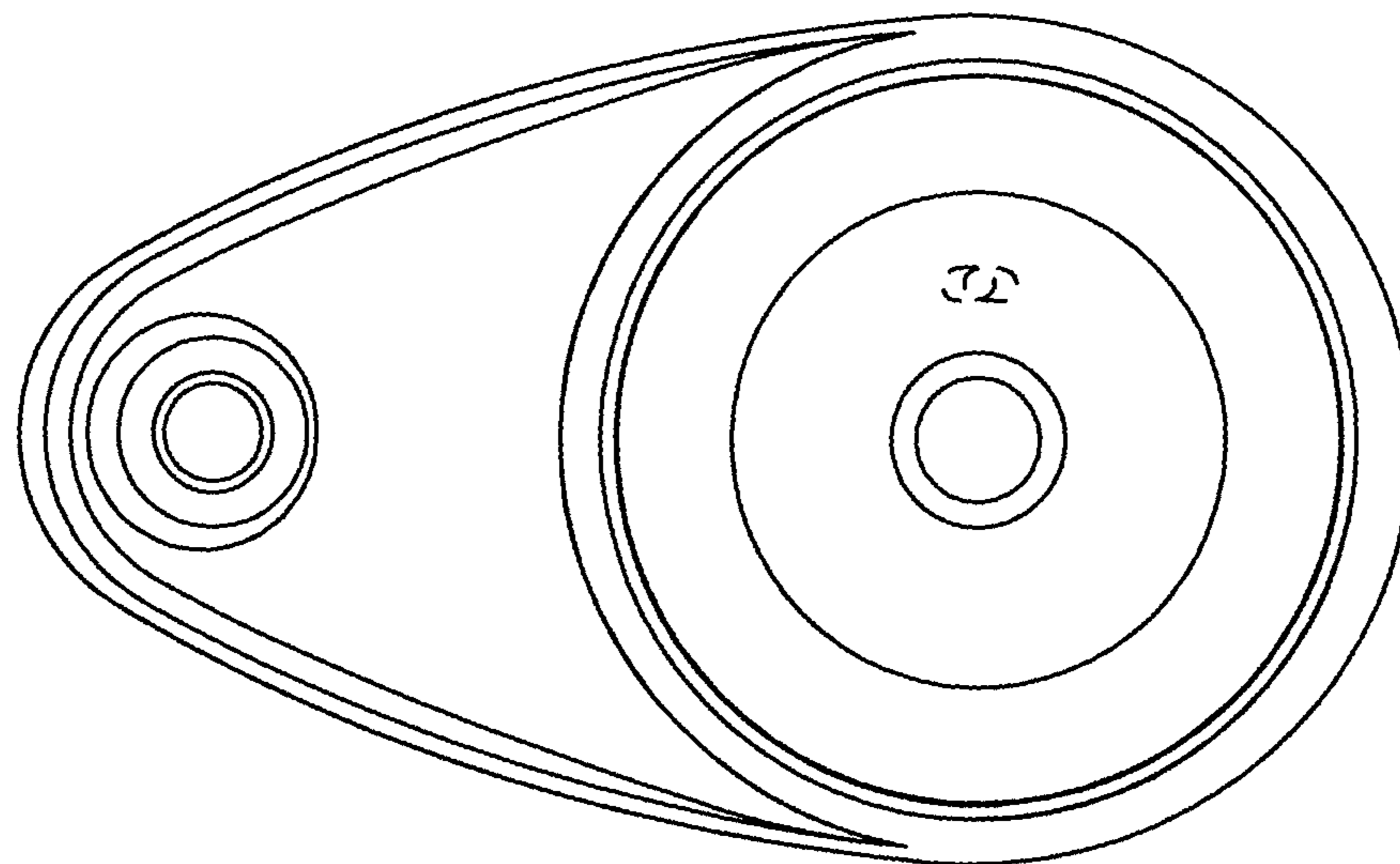


FIG. 4

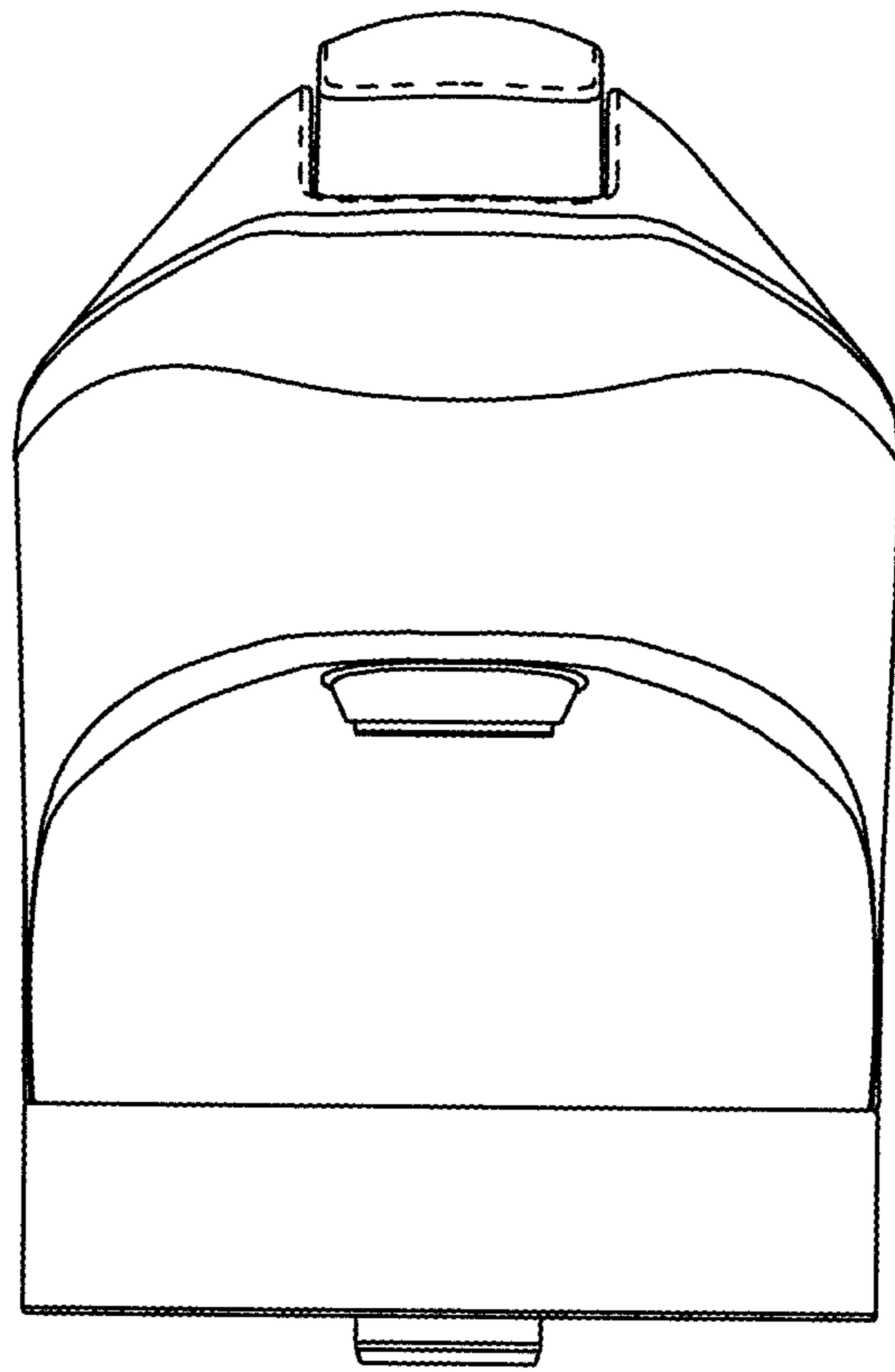


FIG. 5

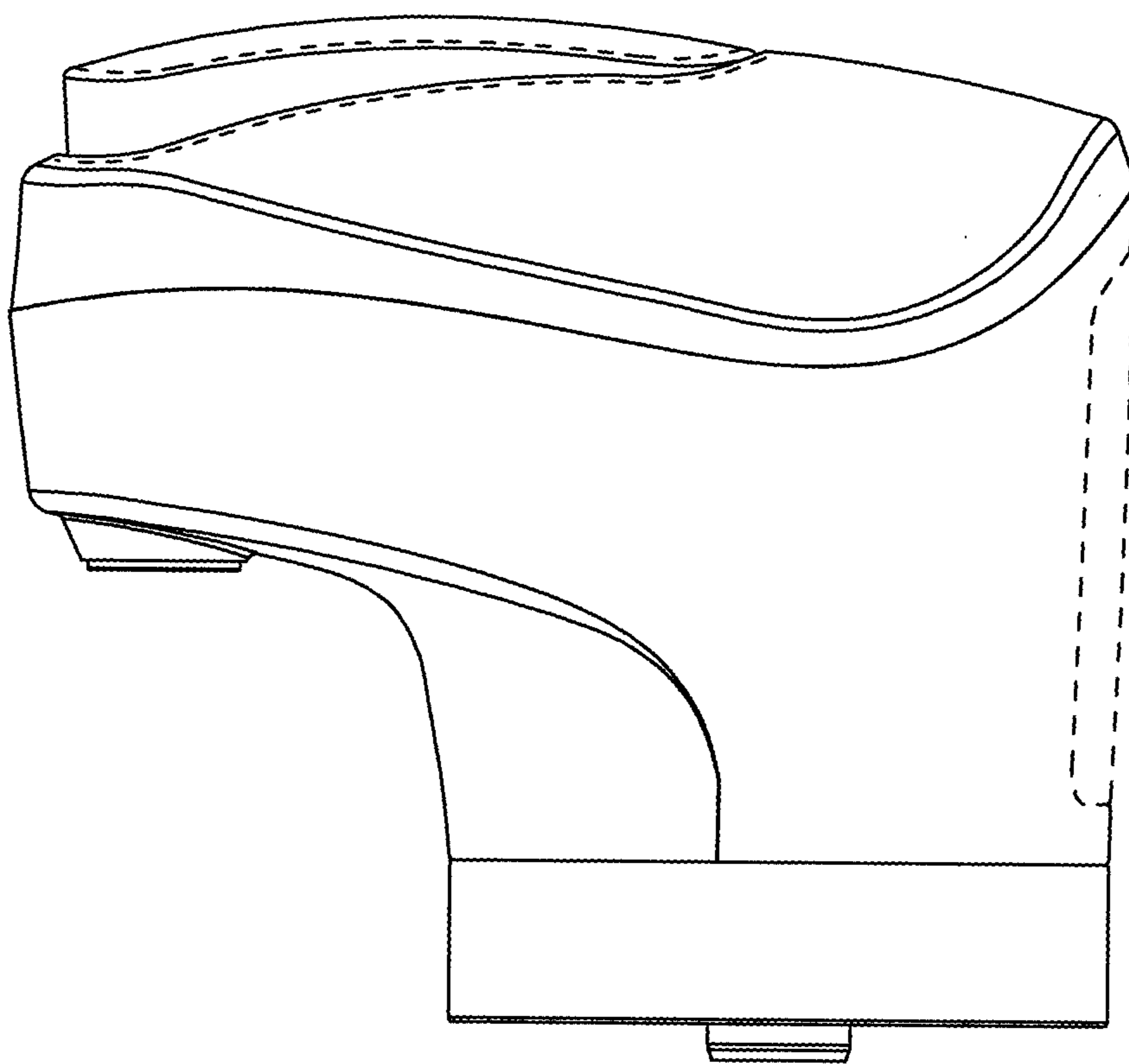


FIG. 6

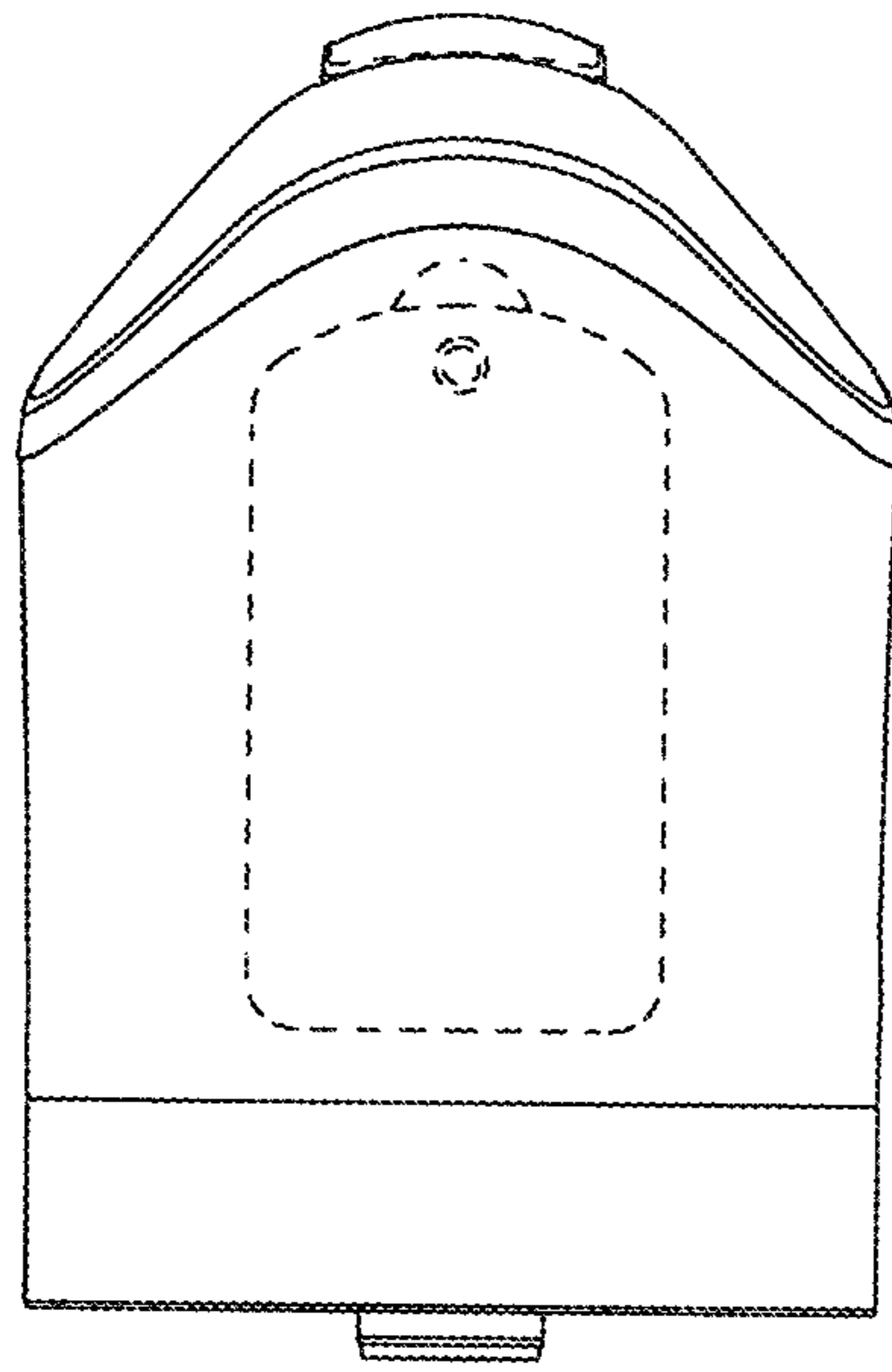


FIG. 7