

US00D796313S

(12) **United States Design Patent** (10) **Patent No.:** **US D796,313 S**  
**Simon** (45) **Date of Patent:** **\*\* Sep. 5, 2017**

(54) **DOOR PUSH PLATE**  
(71) Applicant: **Martin S. Simon**, Long Beach, CA (US)  
(72) Inventor: **Martin S. Simon**, Long Beach, CA (US)

8,904,713 B1 \* 12/2014 Anderson ..... E05B 17/2084  
292/340  
9,074,392 B2 \* 7/2015 Berger ..... E05B 53/003  
9,115,530 B2 \* 8/2015 Michael ..... E05F 11/54  
D760,063 S \* 6/2016 Mello ..... D8/339  
2010/0018268 A1 \* 1/2010 Parker ..... E05B 65/1066  
70/489

(Continued)

(73) Assignee: **TRIANGLE BRASS MANUFACTURING COMPANY, INC.**, Oceanside, CA (US)

(\*\*) Term: **15 Years**

(21) Appl. No.: **29/505,087**

(22) Filed: **May 19, 2015**

(51) **LOC (10) Cl.** ..... **08-09**

(52) **U.S. Cl.**  
USPC ..... **D8/404**

(58) **Field of Classification Search**  
USPC ..... D8/330, 331, 339, 340, 343, 349, 400,  
D8/403, 404, 499, 354, 355, 366  
CPC ..... E06B 7/28; E05B 15/02  
See application file for complete search history.

(56) **References Cited**

**U.S. PATENT DOCUMENTS**

1,819,126 A \* 8/1931 Scheibe ..... F16B 2/243  
411/533  
5,008,778 A \* 4/1991 Peyerl ..... H05K 9/0039  
361/756  
D354,670 S \* 1/1995 Simon ..... D8/314  
D514,919 S \* 2/2006 Czerwinski ..... D8/314  
7,772,512 B2 \* 8/2010 Milo ..... E05B 17/22  
200/341  
D659,507 S \* 5/2012 Metz ..... D8/343  
8,381,558 B2 \* 2/2013 Alef ..... E05B 47/02  
70/101  
D689,760 S \* 9/2013 Chen ..... D8/354  
8,616,591 B2 \* 12/2013 Parker ..... E05B 65/1066  
292/244  
D700,500 S \* 3/2014 Cochrane ..... D8/343

**OTHER PUBLICATIONS**

Triangle Brass Manufacturing Company, Inc., Trimco catalog dated May 7, 2014, cover, page FOCAL A2, and pp. B-1, B-2, B-5, D-2, D-12 and D-13 (Los Angeles, California, USA).

*Primary Examiner* — Lakiya Rogers  
*Assistant Examiner* — Harold E Blackwell, II  
(74) *Attorney, Agent, or Firm* — David Weiss


(57) **CLAIM**

The ornamental design for a door push plate, as shown and described.

**DESCRIPTION**

FIG 1 is a front elevation view of a first embodiment of a door push plate showing my new design;  
FIG. 2 is a top plan view thereof;  
FIG. 3 is a bottom plan view thereof;  
FIG. 4 is a rear elevation view thereof;  
FIG. 5 is a left side elevation view thereof, the right side elevation view being a mirror image;  
FIG. 6 is a front elevation view of a second embodiment of a door push plate showing my new design;  
FIG. 7 is a top plan view thereof;  
FIG. 8 is a bottom plan view thereof;  
FIG. 9 is a rear elevation view thereof; and,  
FIG. 10 is a left side elevation view thereof, the right side elevation view being a mirror image.  
The broken lines in the drawings illustrate portions of the door push plate which form no part of the claimed design.

**1 Claim, 4 Drawing Sheets**



(56)

**References Cited**

U.S. PATENT DOCUMENTS

2014/0345087 A1\* 11/2014 Simon ..... E05B 1/0069  
16/412

\* cited by examiner

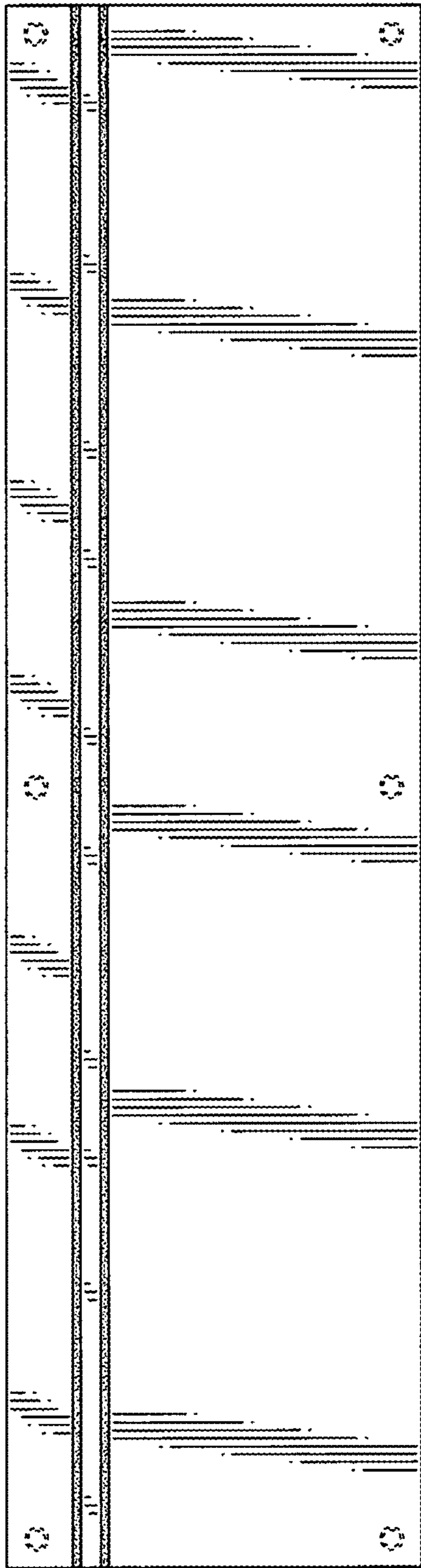


FIG. 1




FIG. 2




FIG. 3

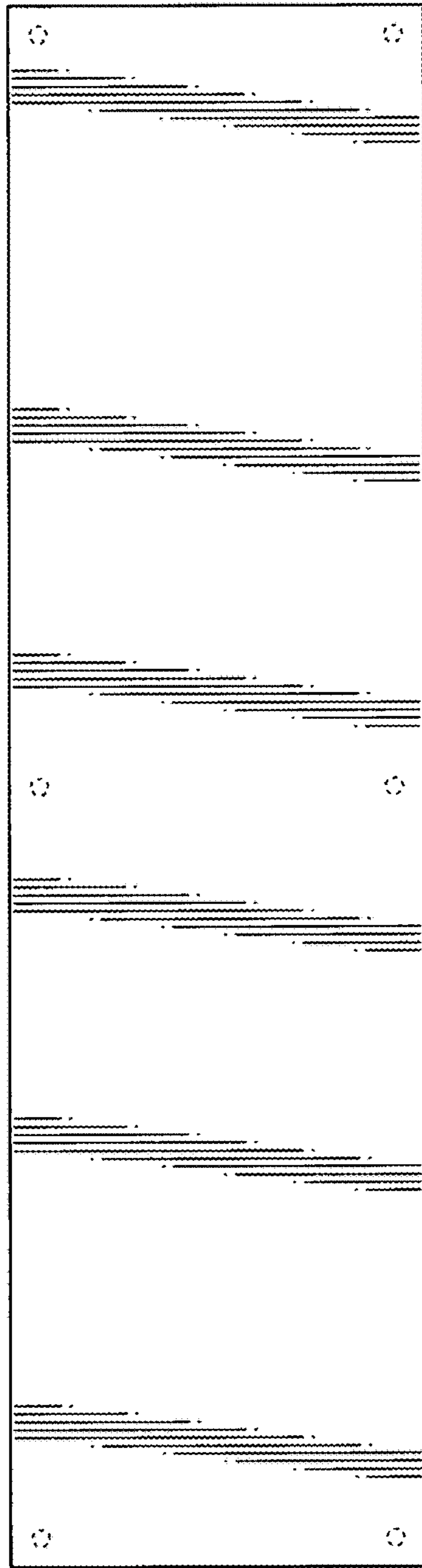


FIG. 4



FIG. 5




FIG. 6




FIG. 7




FIG. 8

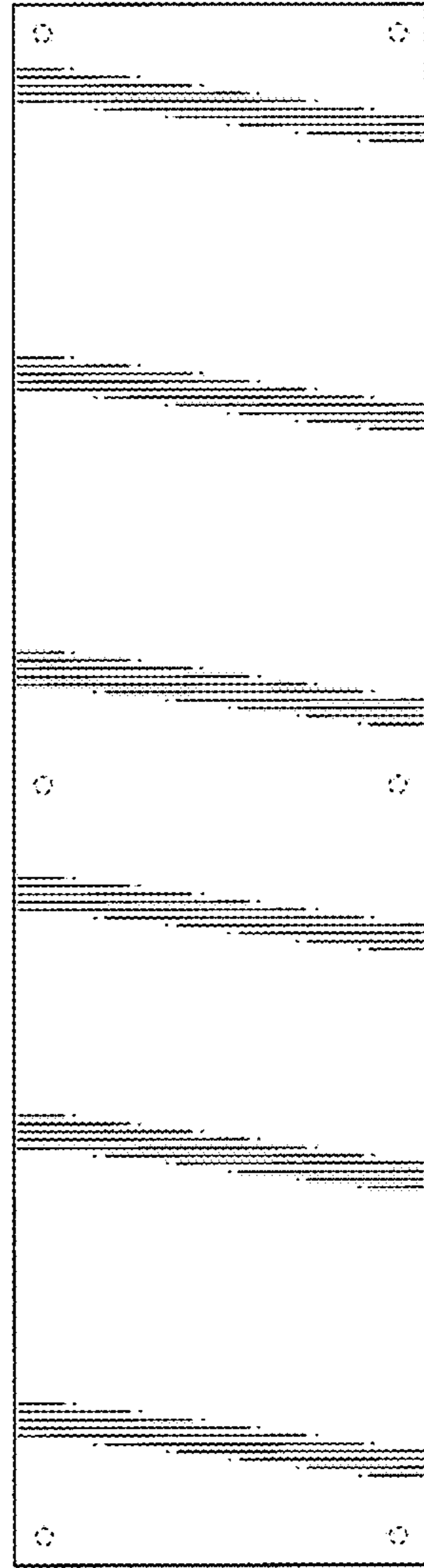


FIG. 9




FIG. 10