



US00D796286S

(12) **United States Design Patent** (10) **Patent No.:** **US D796,286 S**
Detz (45) **Date of Patent:** **** Sep. 5, 2017**

(54) **SHEARS**
(71) Applicant: **Teresa Detz**, Lititz, PA (US)
(72) Inventor: **Teresa Detz**, Lititz, PA (US)
(**) Term: **15 Years**
(21) Appl. No.: **29/576,542**
(22) Filed: **Sep. 3, 2016**
(51) **LOC (10) Cl.** **08-03**
(52) **U.S. Cl.**
USPC **D8/57**
(58) **Field of Classification Search**
USPC D8/4, 5, 51-60
CPC . A61B 17/2909; A61B 17/3201; B26B 13/12;
B26B 13/24
See application file for complete search history.

D451,355 S * 12/2001 Dean D8/57
D505,054 S * 5/2005 McLean D8/57
6,968,644 B1 * 11/2005 Garcia A01K 97/18
294/118
D566,501 S * 4/2008 De Stefano D8/57
D711,712 S * 8/2014 Newcomb D8/57
D748,962 S * 2/2016 Newcomb D8/58
D773,268 S * 12/2016 Usman D8/57

* cited by examiner

Primary Examiner — Deanna L Pratt
(74) *Attorney, Agent, or Firm* — Steve O'Donnell

(57) **CLAIM**

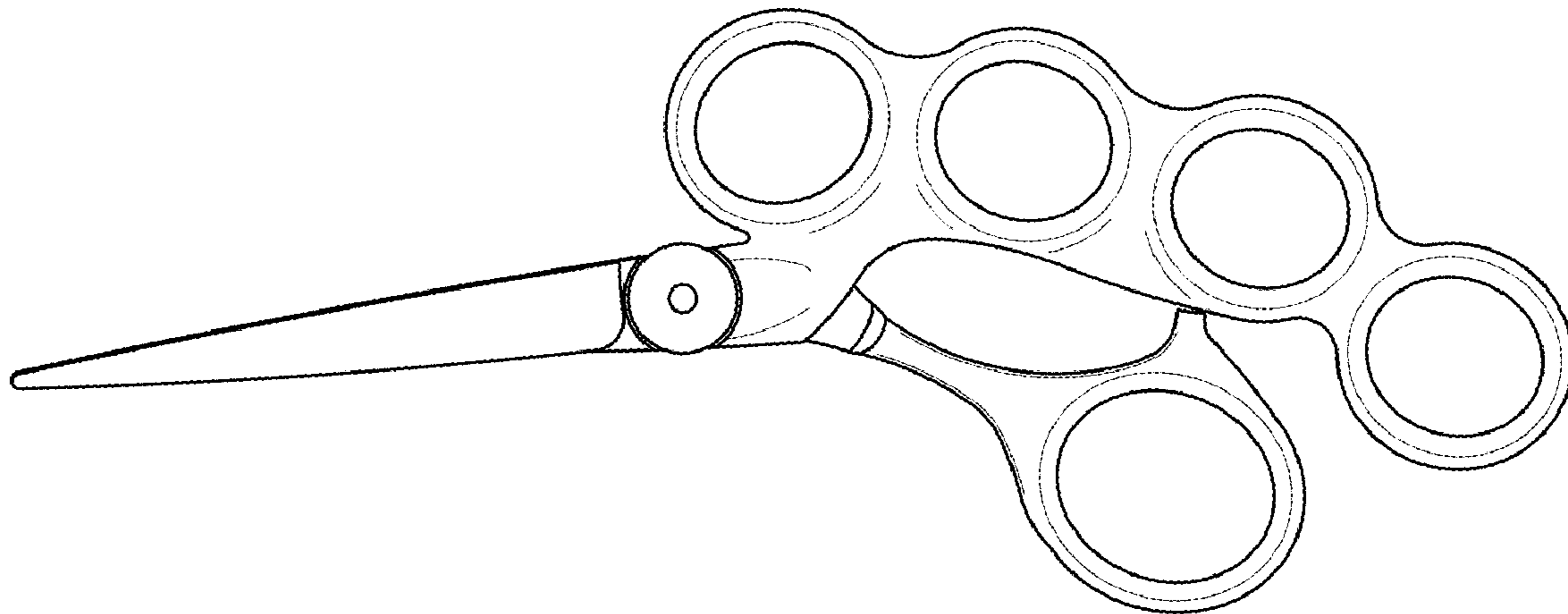
I claim the ornamental design for a shears, as shown and described.

DESCRIPTION

FIG. 1 is a side elevation of a shears showing my new design.
FIG. 2 is a side elevation of the shears of FIG. 1 rotated 180 degrees; and,
FIG. 3 is a perspective view thereof in which a hand is shown in dashed lines to show the subject matter as it may be held. The hand is not part of the claimed design.

1 Claim, 2 Drawing Sheets

(56) **References Cited**
U.S. PATENT DOCUMENTS
2,184,909 A * 12/1939 Crompton B26B 13/20
30/256
2,217,726 A * 10/1940 Brison B26B 13/20
30/341
D239,497 S * 4/1976 Megna D8/57
D239,910 S * 5/1976 Megna D8/57
D278,117 S * 3/1985 Smith 30/341



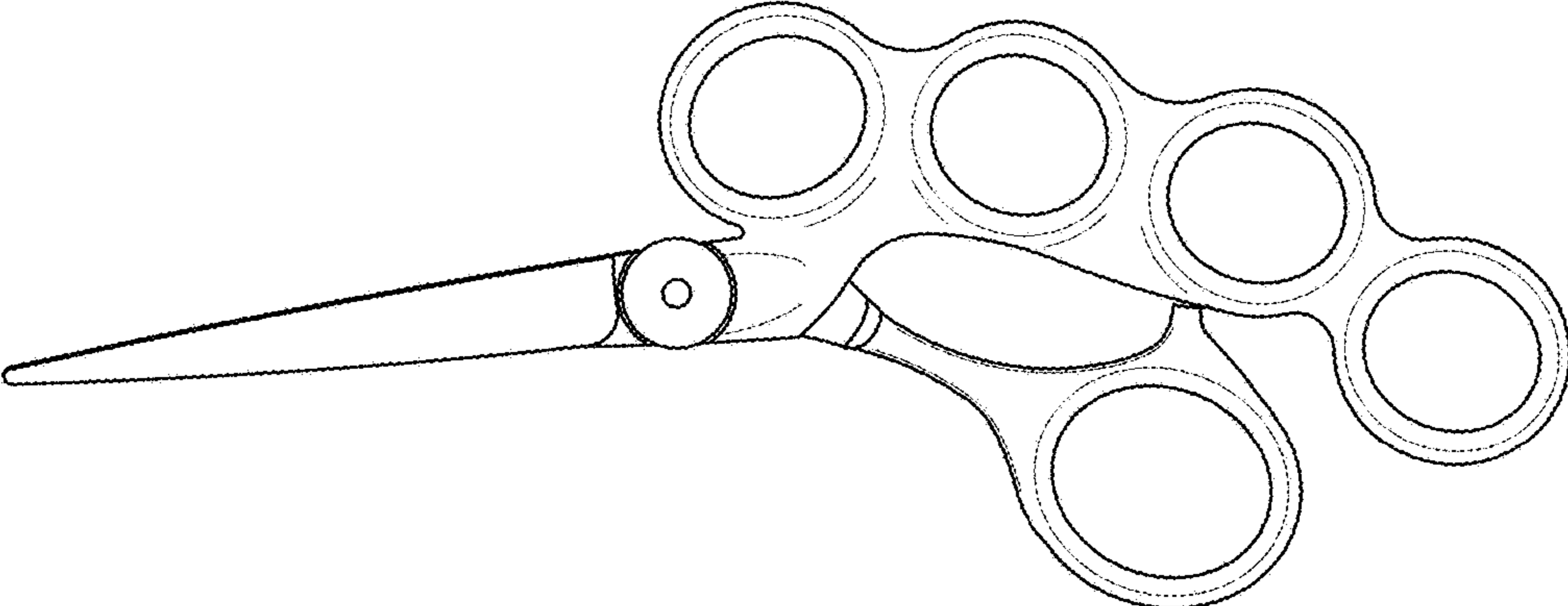


FIG. 1

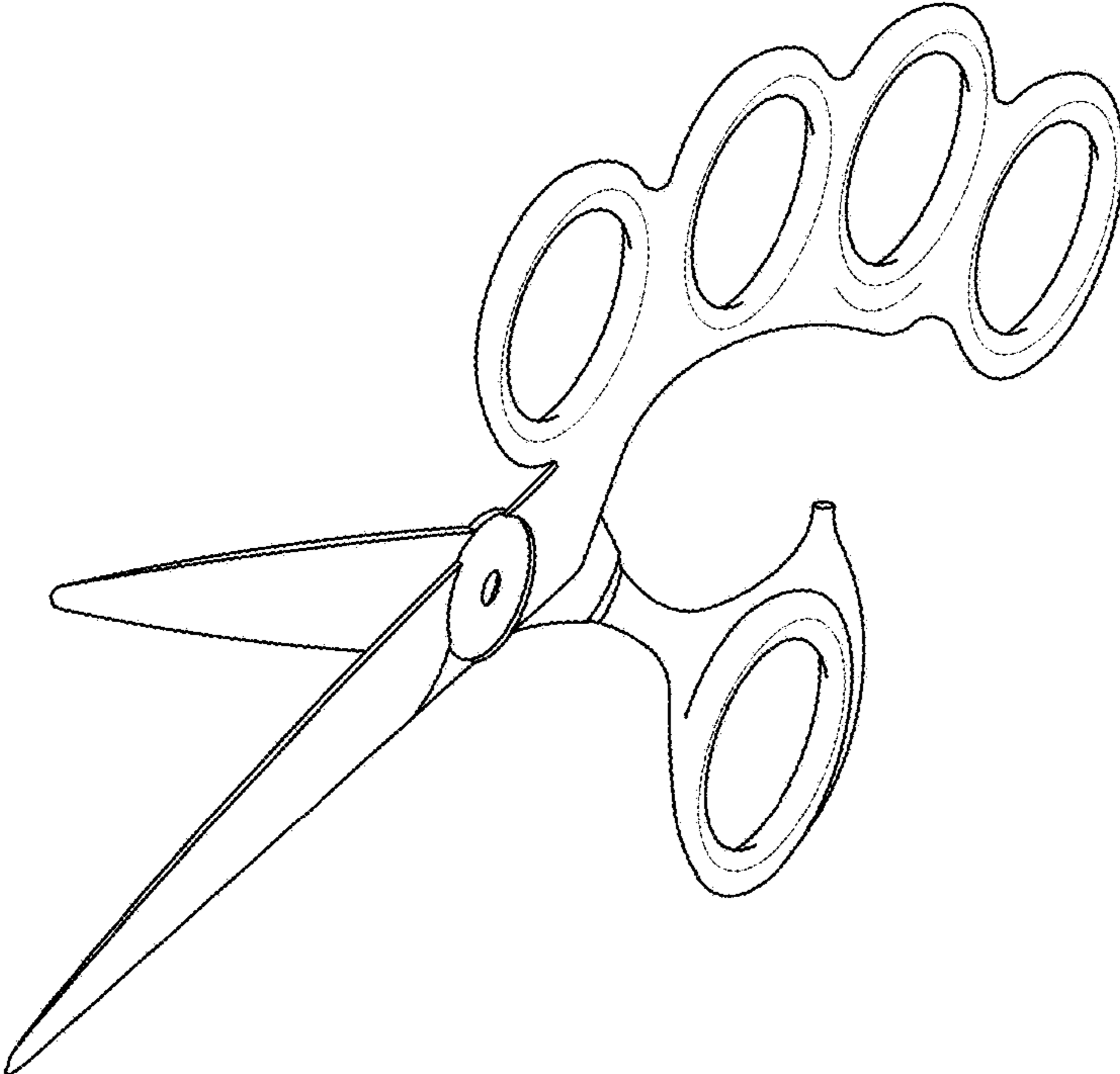


FIG. 2

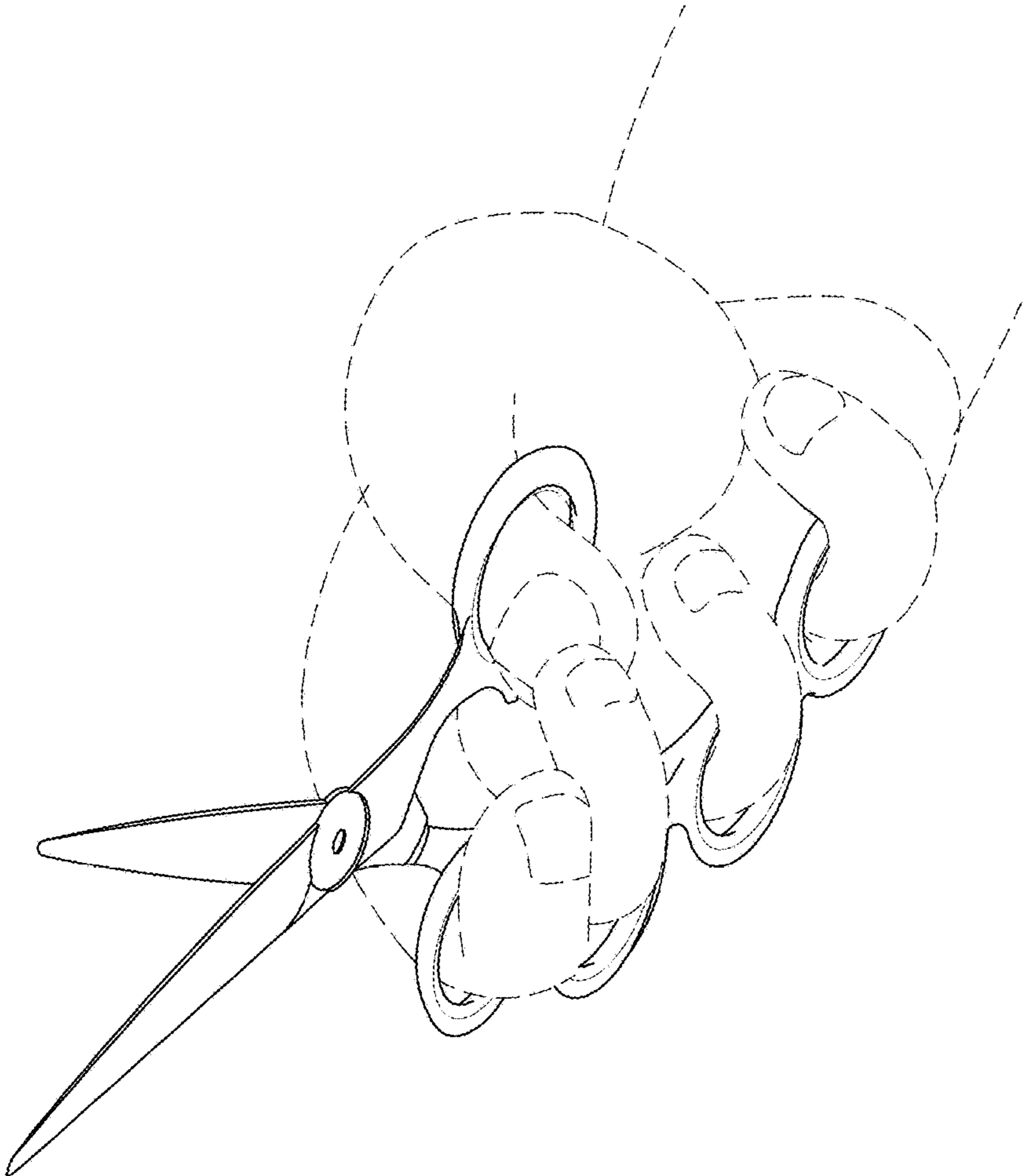


FIG. 3