

US00D796271S

(12) **United States Design Patent**
McFarland et al.

(10) **Patent No.:** **US D796,271 S**
(45) **Date of Patent:** **** Sep. 5, 2017**

- (54) **DISPOSABLE FORK**
- (71) Applicant: **Max Packaging**, Attalla, AL (US)
- (72) Inventors: **Gary McFarland**, Attalla, AL (US);
Dennis Ashley, Attalla, AL (US);
Frank James, Attalla, AL (US); **Rhys McFarland**, Attalla, AL (US)
- (73) Assignee: **Gadsden Coffee Company Inc.**, Atalla, AL (US)

(**) Term: **15 Years**

(21) Appl. No.: **29/570,081**

(22) Filed: **Jul. 5, 2016**

(51) **LOC (10) Cl.** **07-03**

(52) **U.S. Cl.**
USPC **D7/653; D7/401.2**

(58) **Field of Classification Search**
USPC D7/368, 401.2, 642-645, 653-664, 669,
D7/675-677, 683, 688-689, 691;
D8/107, 300-301; D22/117-118
CPC ... A01D 9/02; A01D 9/04; A01D 9/06; A47G
21/00; A47G 21/004; A47G 21/005;
A47G 21/02; A47G 21/023; A47G 21/04;
A47G 21/06; A47G 21/08; A47J 43/28;
A47J 43/281; A47J 43/282; A61F 13/10;
A61J 7/0023; B25G 1/00; B25G 1/01;
B25G 1/02; B25G 3/00; B65D 71/00;
B65D 75/56; B65D 75/563; B65D
75/566; B67B 7/00; B67B 7/724; B67B
7/73

See application file for complete search history.

(56) **References Cited**

U.S. PATENT DOCUMENTS

- D212,908 S * 12/1968 Toffolon D7/662
- D236,421 S * 8/1975 Dart et al. D7/653

- D387,956 S * 12/1997 Gagnon D7/653
- 5,904,250 A * 5/1999 De Schutter A47G 21/06
206/553
- D479,103 S * 9/2003 McMullin D7/645
- D530,987 S * 10/2006 Lee D7/653
- D530,988 S * 10/2006 Wagner D7/653
- D615,824 S * 5/2010 Tarrerias D7/645
- D642,874 S * 8/2011 McFarland D7/401.2
- D756,171 S * 5/2016 Mou D7/653
- D775,498 S * 1/2017 Gallop D7/401.2
- D778,122 S * 2/2017 Mou D7/401.2
- 2011/0296693 A1* 12/2011 Oakes A47G 21/06
30/142

* cited by examiner

Primary Examiner — Ricky Pham

(74) *Attorney, Agent, or Firm* — Michael Indrajana, Esq.

(57) **CLAIM**

The ornamental design for a disposable fork, as shown and described.

DESCRIPTION

FIG. 1 is a perspective view of a disposable fork incorporating the new design.

FIG. 2 is an alternate perspective view of a disposable fork incorporating the new design.

FIG. 3 is a top view of a disposable fork incorporating the new design.

FIG. 4 is a bottom view of a disposable fork incorporating the new design.

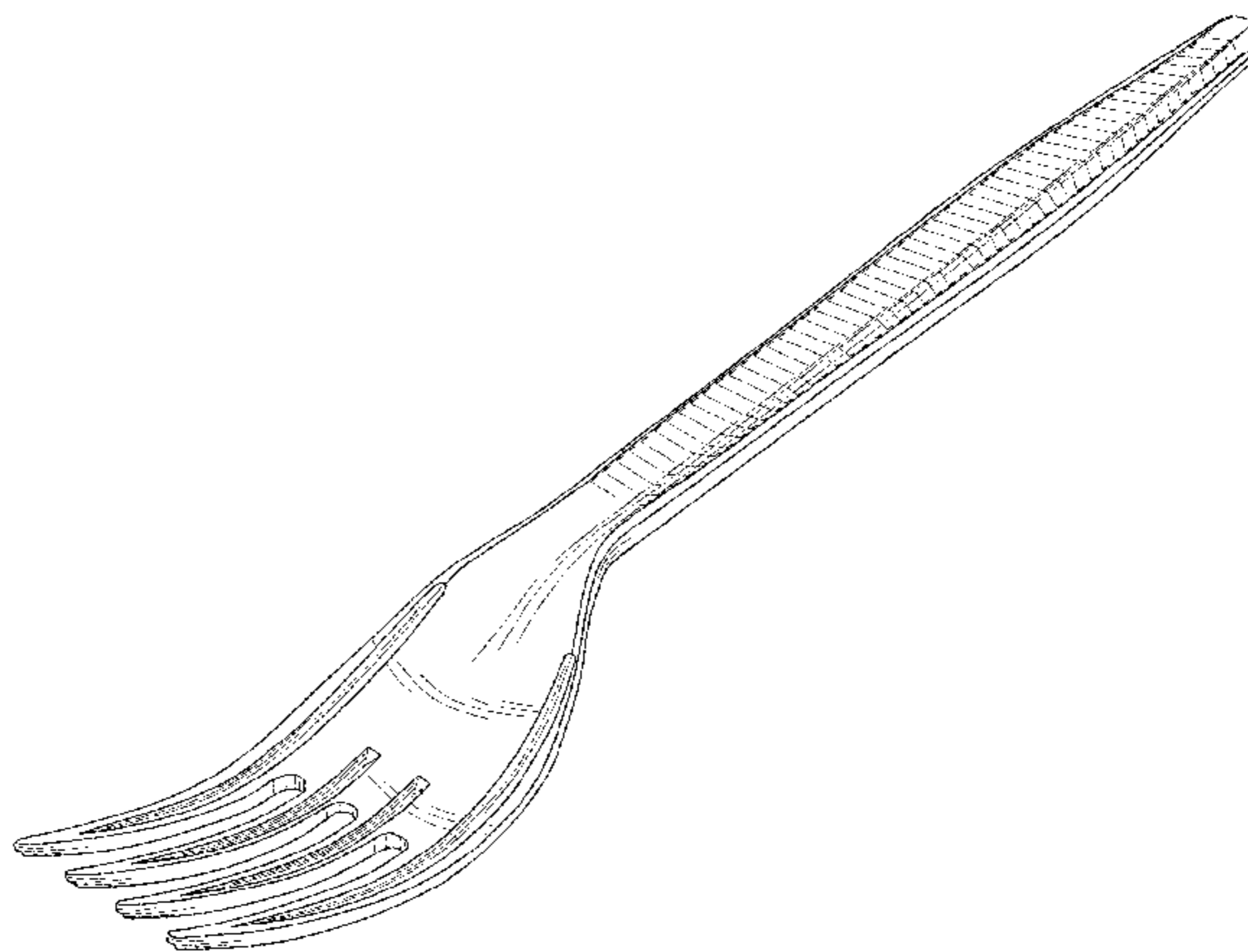
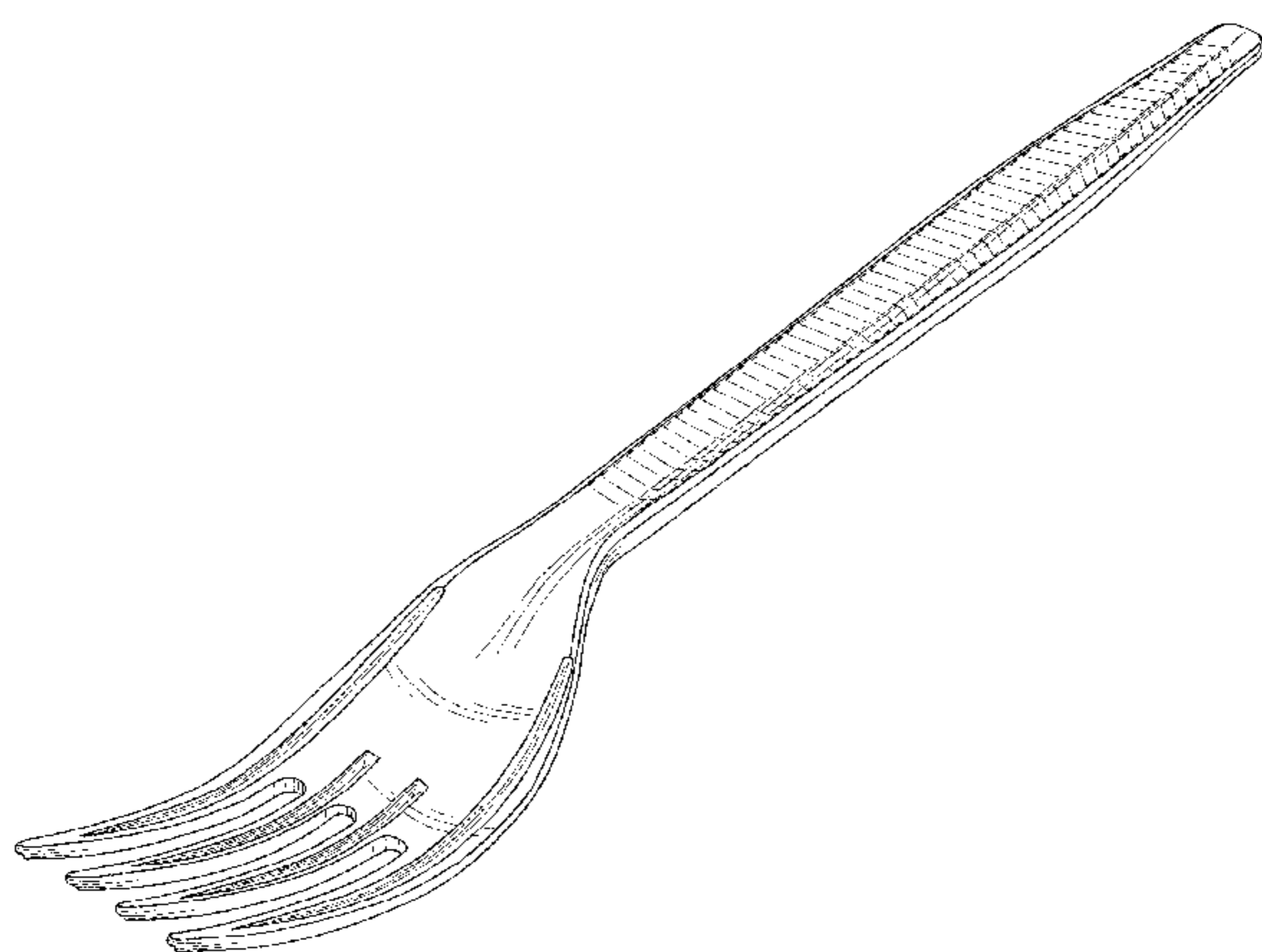
FIG. 5 is a right view of a disposable fork incorporating the new design.

FIG. 6 is a left view of a disposable fork incorporating the new design.

FIG. 7 is a rear view of a disposable fork incorporating the new design; and,

FIG. 8 is a front view of a disposable fork incorporating the new design.

1 Claim, 8 Drawing Sheets



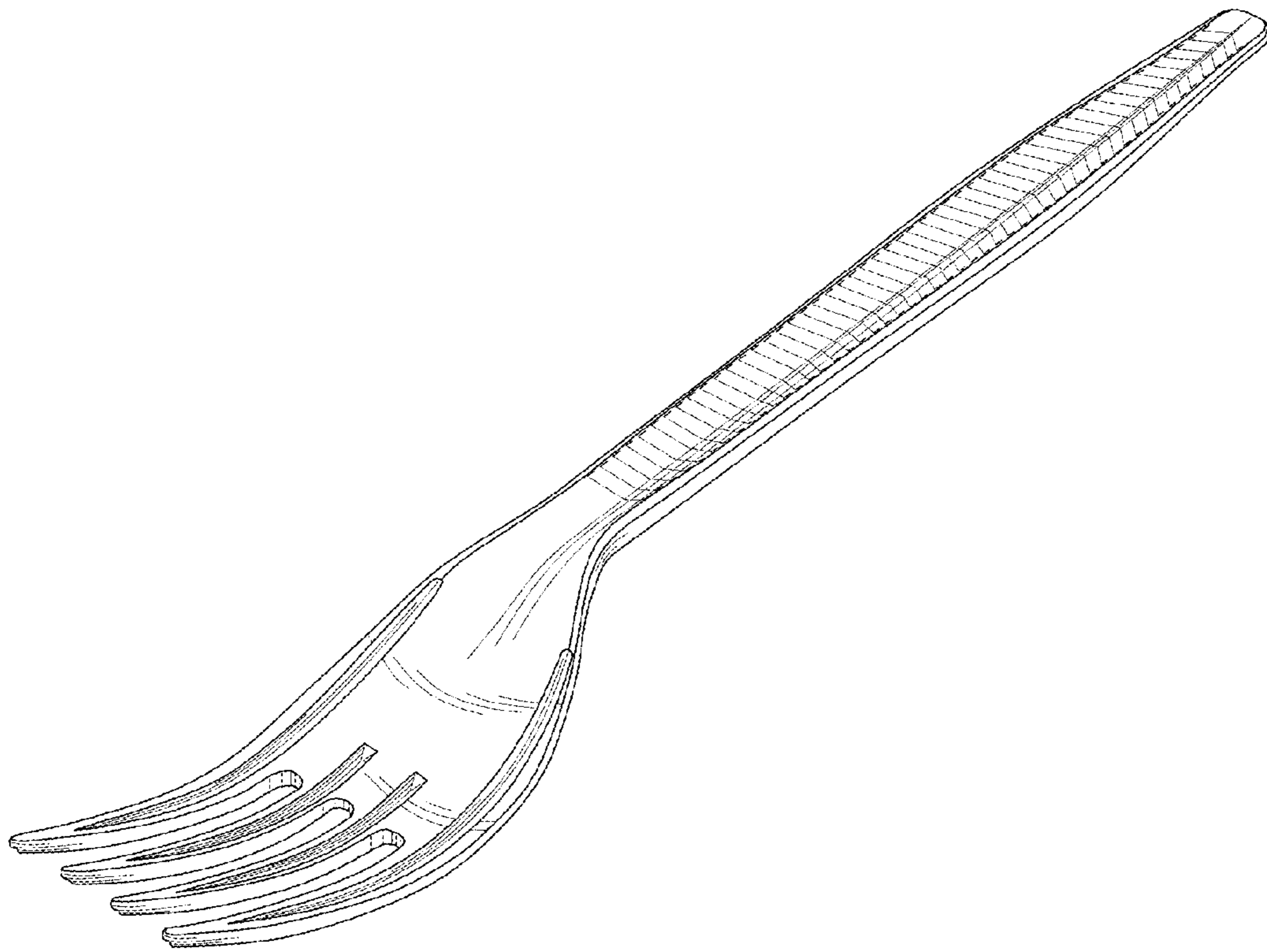


FIG. 01

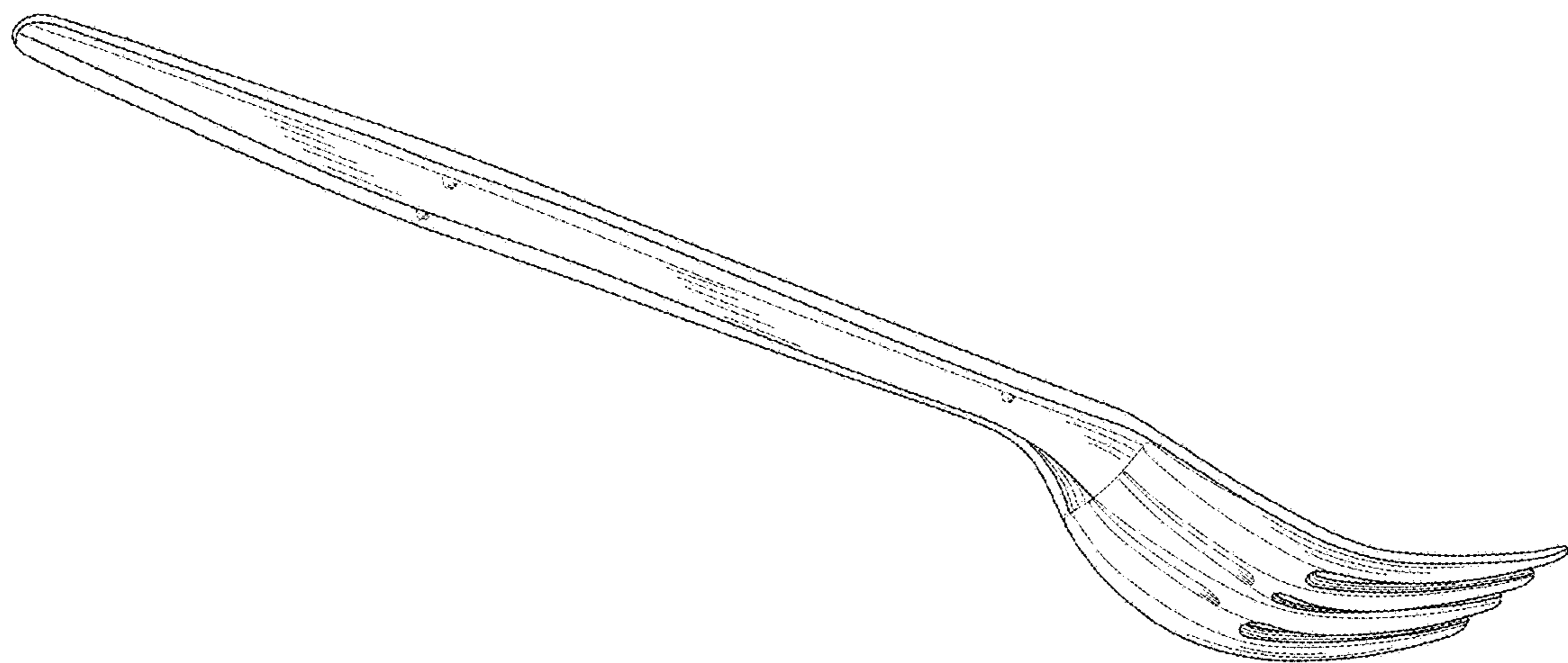


FIG. 02

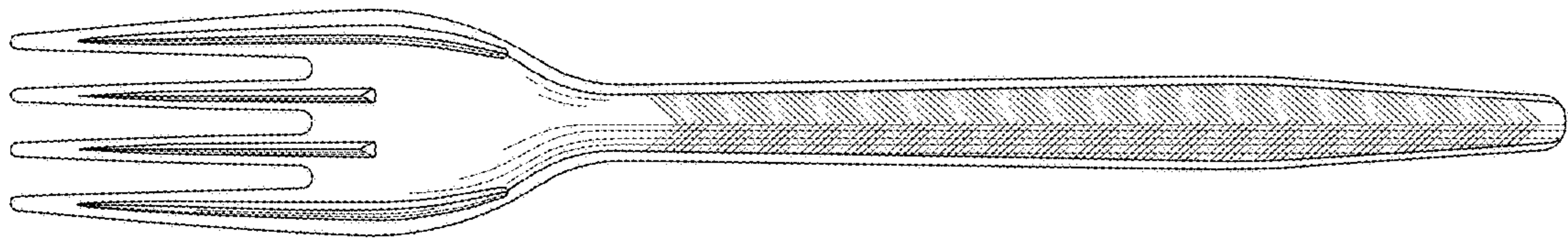


FIG. 03

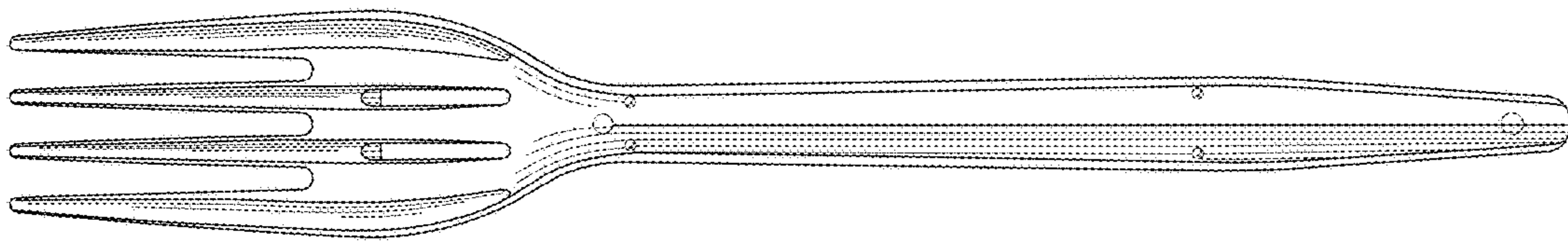


FIG. 04




FIG. 05




FIG. 06

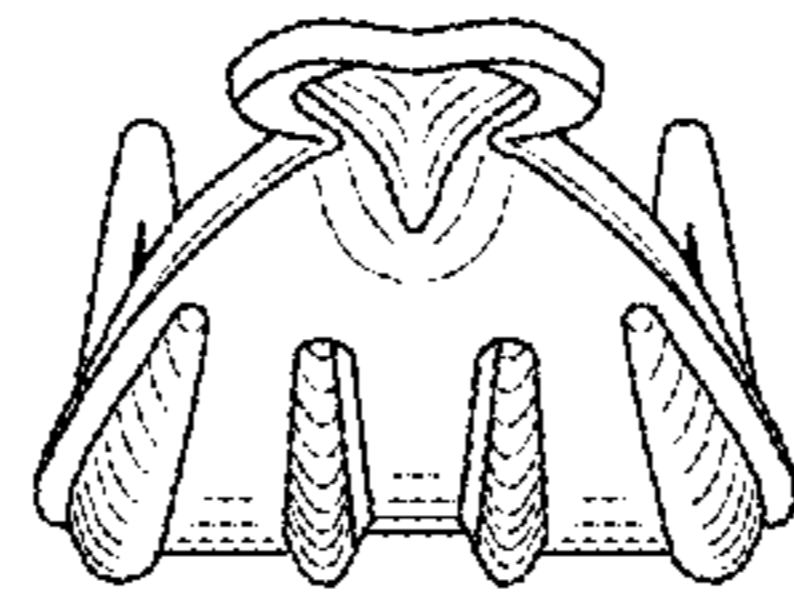


FIG. 07

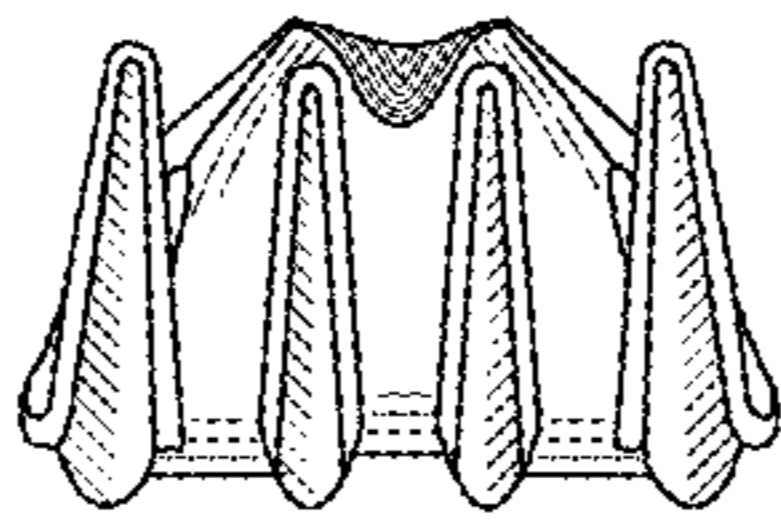


FIG. 08