



US00D796232S

(12) **United States Design Patent** (10) **Patent No.:** **US D796,232 S**
Brown (45) **Date of Patent:** **** Sep. 5, 2017**

- (54) **YOGA PILLOW**
- (71) Applicant: **Brian Brown**, Oakland, CA (US)
- (72) Inventor: **Brian Brown**, Oakland, CA (US)
- (**) Term: **15 Years**
- (21) Appl. No.: **29/574,670**
- (22) Filed: **Aug. 18, 2016**

Related U.S. Application Data

- (62) Division of application No. 29/520,601, filed on Mar. 16, 2015, now Pat. No. Des. 774,329.

- (51) **LOC (10) Cl.** **06-09**
- (52) **U.S. Cl.**
USPC **D6/601**

- (58) **Field of Classification Search**
USPC D6/333, 349, 355, 375, 388, 512, 563,
D6/564, 595, 596, 601, 604, 611, 707,
D6/715, 716, 716.1; D24/183-185, 234;
D21/803, 804, 805, 809; 5/401, 420,
5/600, 630, 631, 632, 633, 635, 636, 638,
5/639, 646, 652, 652.1, 655, 703, 730;
297/1, 2, 4, 93, 180.11, 195.1, 195.11,
297/195.13, 393, 397, 452.12, 452.14,
297/452.15, 452.21, 452.24, 452.26,
297/452.48, 452.62, 482
CPC A47G 9/10; A47G 9/1009; A47G 9/1018;
A47G 9/1027; A47G 9/1036; A47G
9/1045; A47G 9/1063; A47G 9/1072;
A47G 9/1081; A47G 9/109; A47G 9/108;
A47C 7/021; A47C 27/00

See application file for complete search history.

(56) **References Cited**

U.S. PATENT DOCUMENTS

- D242,388 S * 11/1976 Castleberry 5/636
- D266,549 S * 10/1982 Lund, III 5/930

- D295,248 S * 4/1988 Sommerfield D6/601
- D318,392 S * 7/1991 Edelson D6/596
- D406,718 S * 3/1999 Jacobs D21/686
- D407,259 S * 3/1999 Jackson D6/601
- D531,315 S * 10/2006 Caudra D24/183
- D543,064 S * 5/2007 Hale D6/596
- D635,265 S * 3/2011 Coffey D24/183
- D726,451 S * 4/2015 Lee D6/601
- D734,545 S * 7/2015 Cantu D28/57
- D746,081 S * 12/2015 Hawkins D6/601
- D754,990 S * 5/2016 Velasquez D6/601
- D771,414 S * 11/2016 Krishtul D6/601
- D774,329 S * 12/2016 Brown D6/601
- D775,484 S * 1/2017 Moore D6/601

* cited by examiner

Primary Examiner — Eric Goodman

Assistant Examiner — Sanjeev Paul

(74) *Attorney, Agent, or Firm* — Quickpatents, LLC;
Kevin Prince

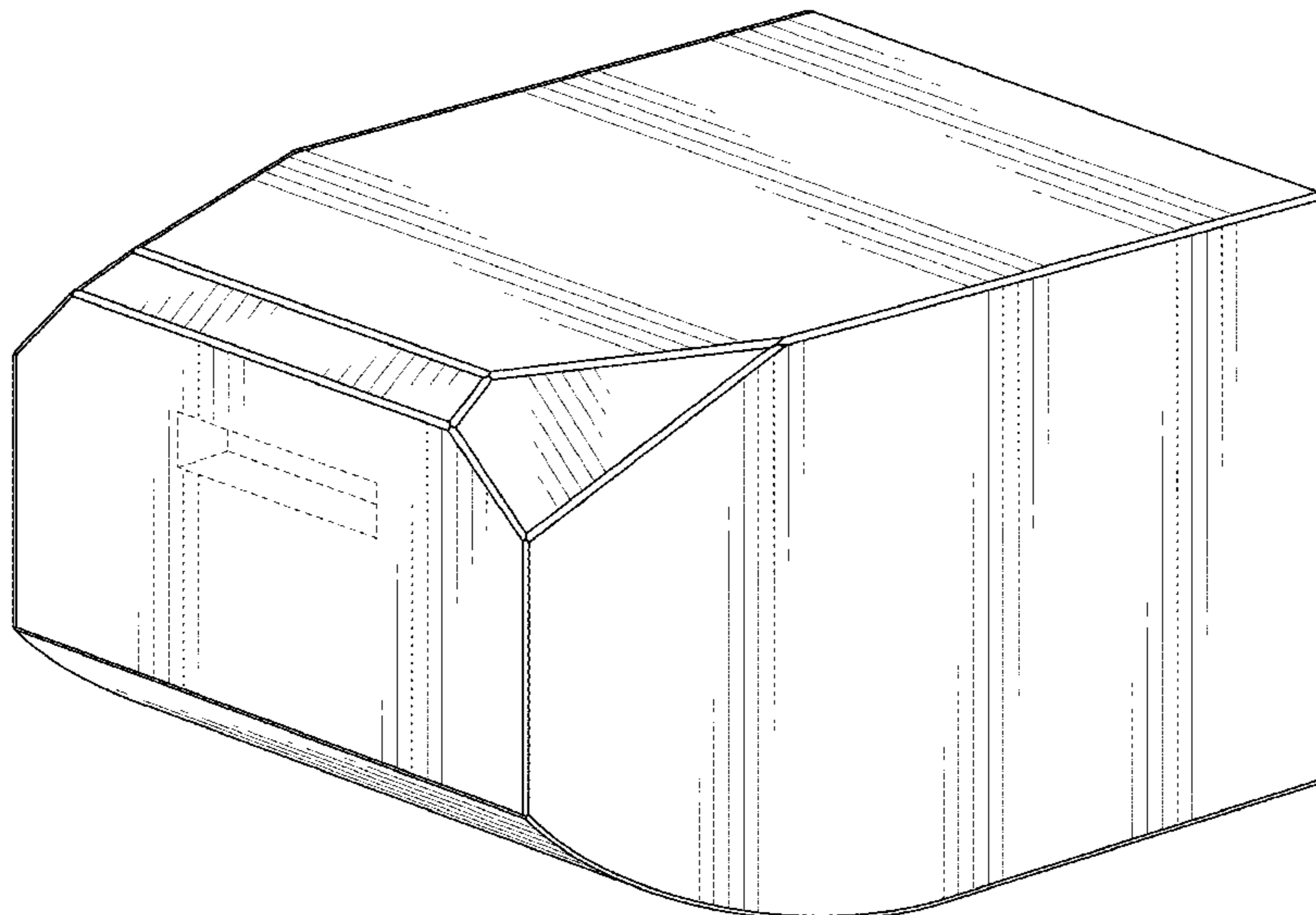
(57) **CLAIM**

I claim the ornamental design for a yoga pillow, as shown and described.

DESCRIPTION

FIG. 1 is a perspective view of a yoga pillow, showing my new design;
 FIG. 2 is a front elevational view thereof;
 FIG. 3 is a rear elevational view thereof;
 FIG. 4 is a left-side elevational view thereof, the right-side elevational view being a mirror image thereof;
 FIG. 5 is a top plan view thereof; and,
 FIG. 6 is a bottom plan view thereof.
 The broken lines showing handles in the figures depict portions of the yoga pillow that form no part of the claimed design.

1 Claim, 5 Drawing Sheets



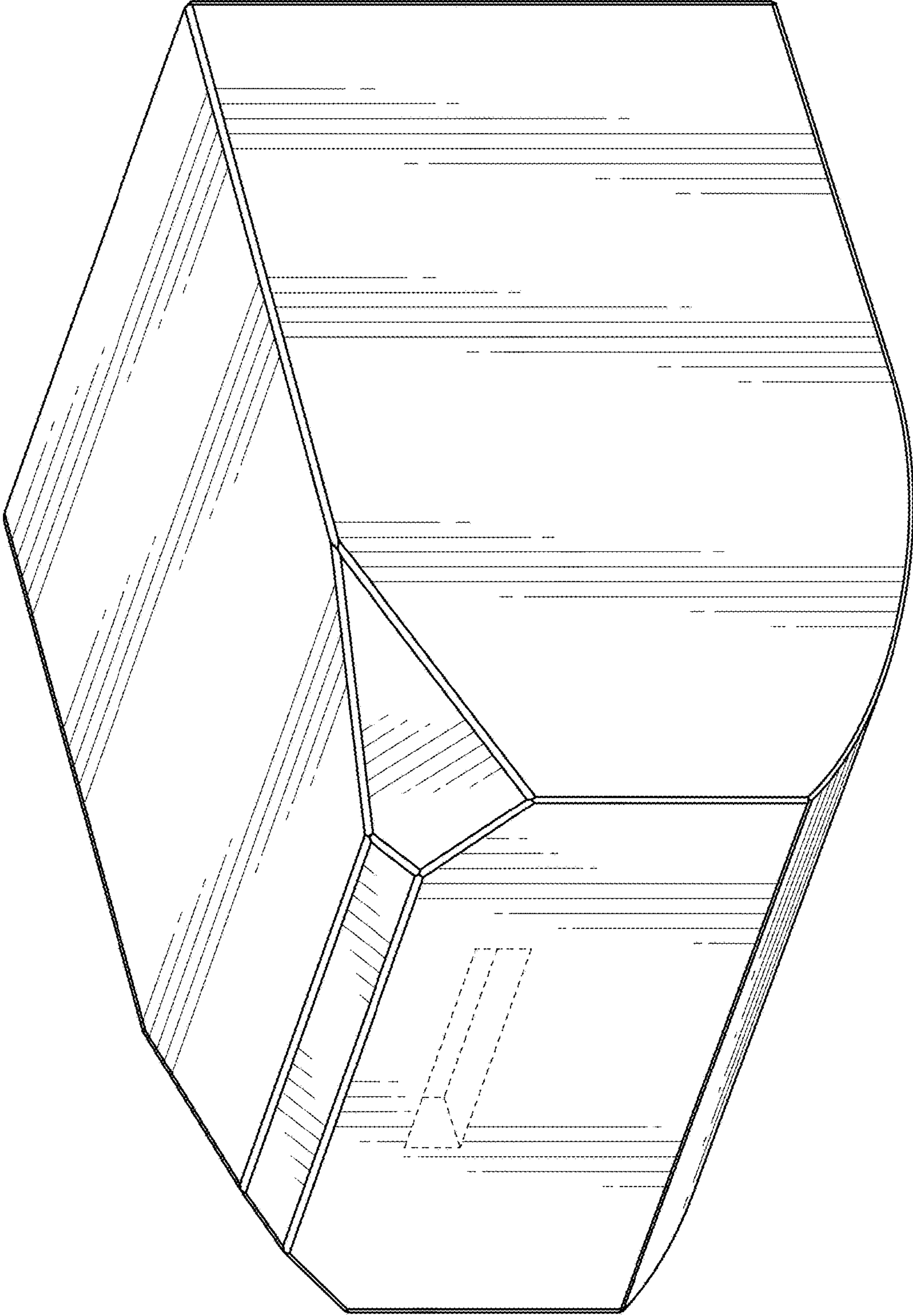


FIG. 1

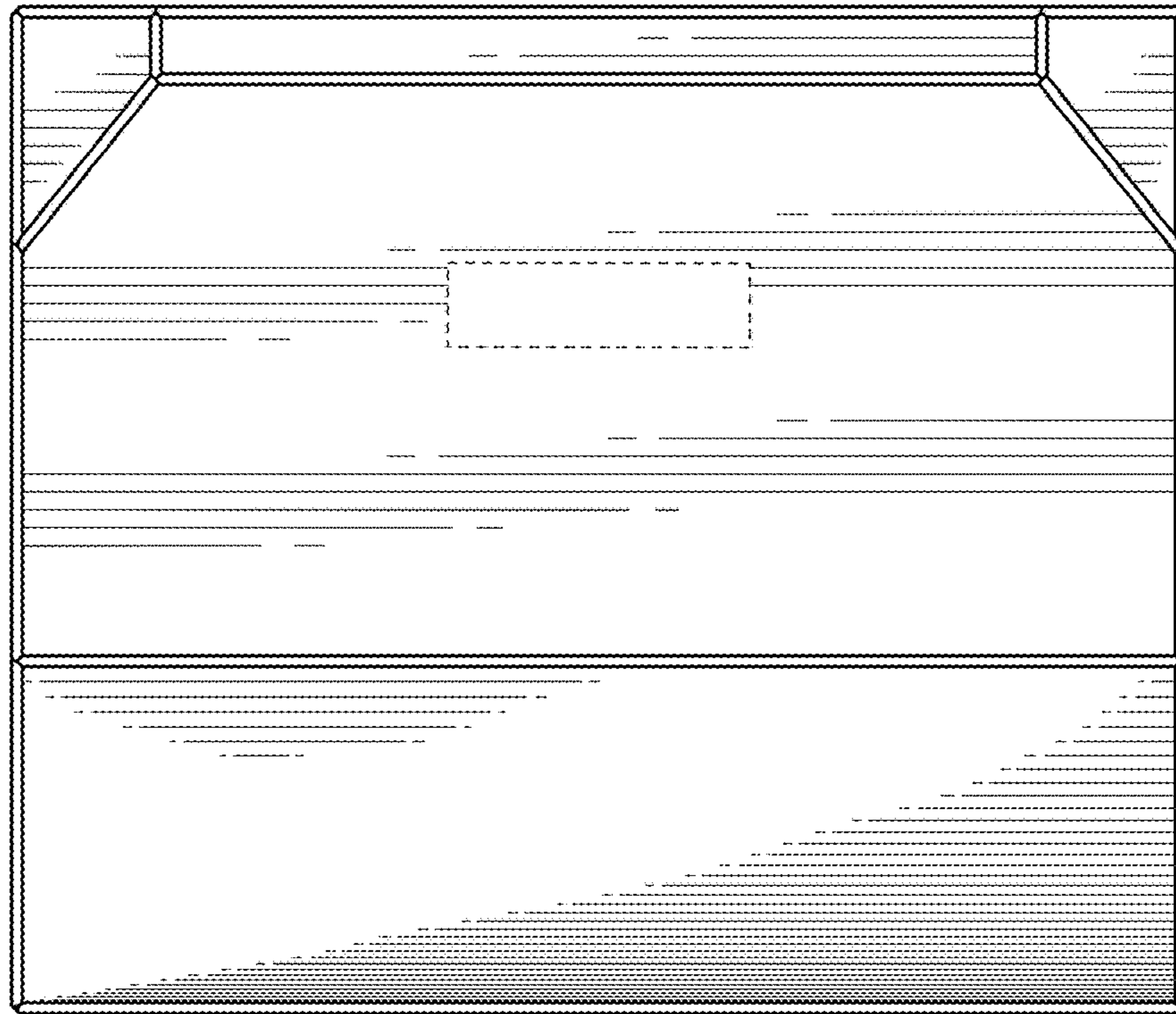


FIG. 2

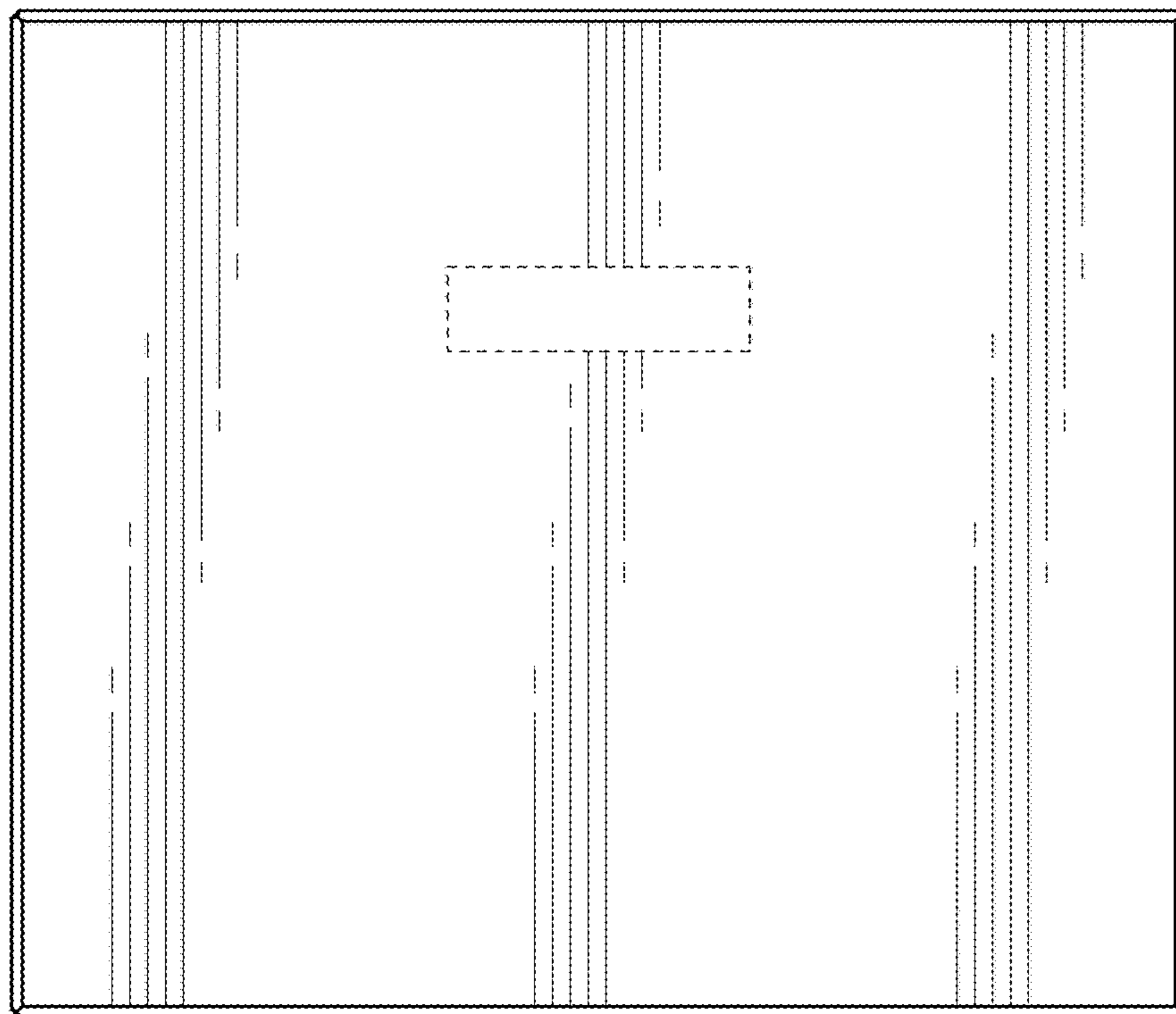


FIG. 3

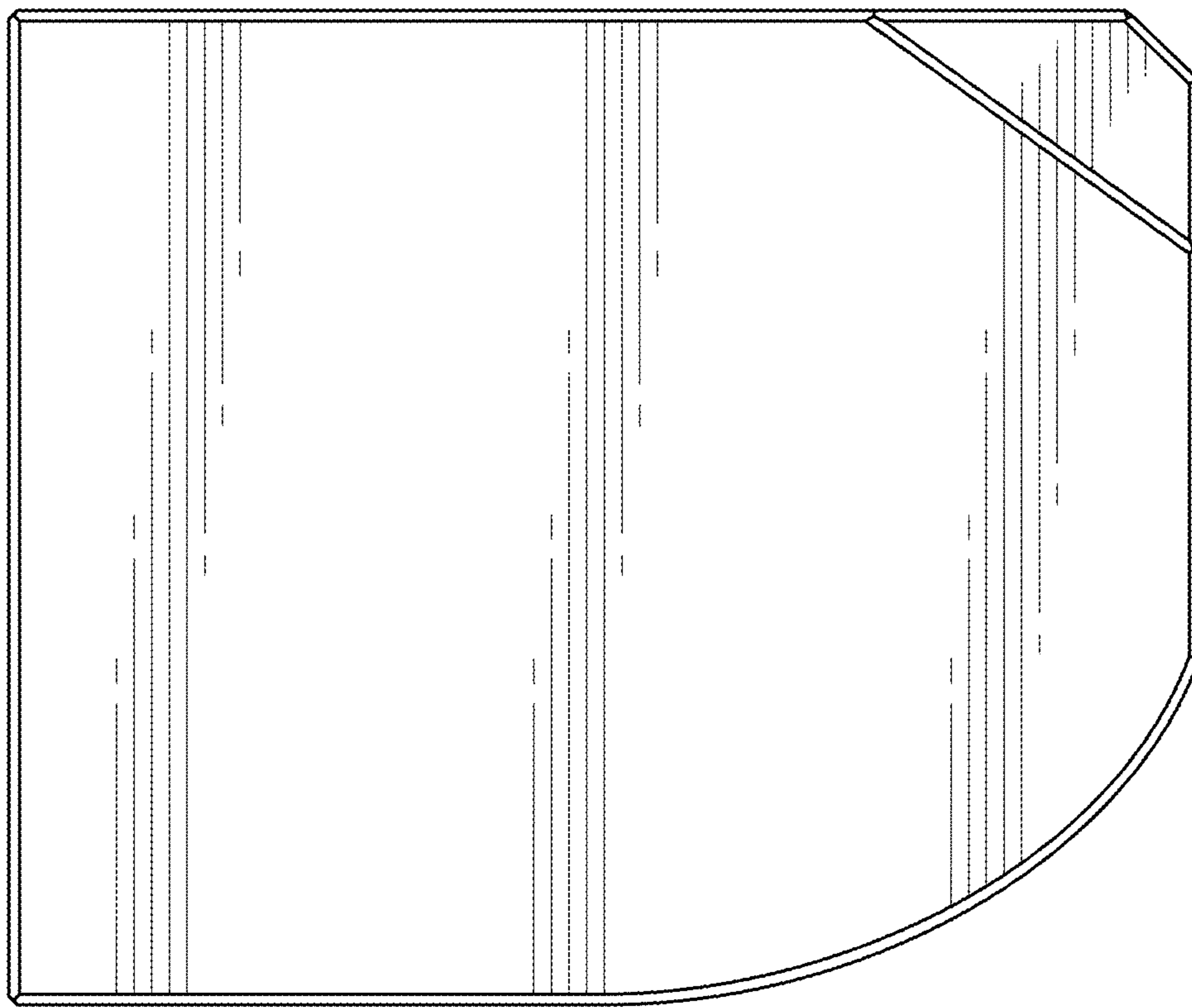


FIG. 4

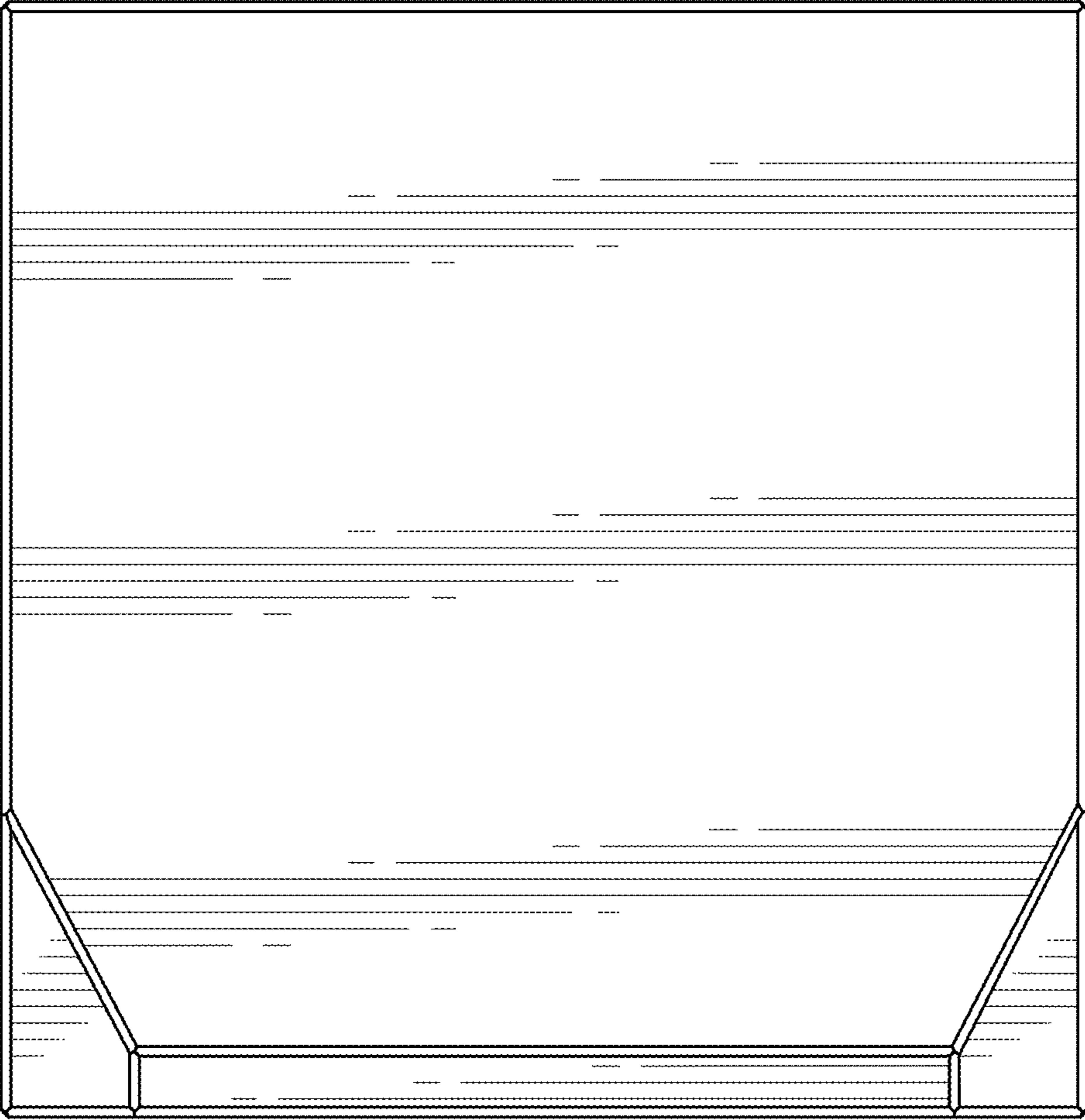


FIG. 5




FIG. 6