

US00D796228S

(12) **United States Design Patent** (10) **Patent No.:** **US D796,228 S**  
**Alesi et al.** (45) **Date of Patent:** **\*\* Sep. 5, 2017**

(54) **FLOOR MAT RETAINING CLEAT**

(71) Applicant: **Custom Accessories, Inc.**, Richmond, IL (US)

(72) Inventors: **Vincent Alesi**, Kildeer, IL (US);  
**Anthony Ferenzi**, Plainfield, IL (US)

(73) Assignee: **CUSTOM ACCESSORIES, INC.**,  
Richmond, IL (US)

4,399,176 A 8/1983 Bell et al.  
D288,262 S 2/1987 Yokoishi  
4,692,364 A 9/1987 Altus  
D385,988 S 11/1997 McMullin  
D387,548 S 12/1997 McMullin  
D389,299 S 1/1998 McMullin  
D390,099 S 2/1998 Bailey et al.  
D401,046 S 11/1998 McMullin  
D406,447 S 3/1999 Ronci

(Continued)

(\*\*) Term: **15 Years**

(21) Appl. No.: **29/569,025**

(22) Filed: **Jun. 23, 2016**

(51) **LOC (10) Cl.** ..... **06-11**

(52) **U.S. Cl.**  
USPC ..... **D6/587; D12/203**

(58) **Field of Classification Search**  
USPC ..... D6/582-592, 598, 608, 609, 613, 614,  
D6/619; D24/206; D32/47; D12/203  
CPC ..... A47L 23/26; A47G 9/062; A47G 33/045;  
A47G 27/0293; A47G 27/025; A47G  
27/0231; A47G 27/0225; A47G 27/0218;  
A47G 27/0212; A47G 27/0206; A47G  
27/02; A47G 27/04; A47G 27/0418;  
B60N 3/04

See application file for complete search history.

(56) **References Cited**

**U.S. PATENT DOCUMENTS**

1,784,389 A \* 12/1930 Reiter ..... A47G 27/0418  
24/623  
1,854,843 A \* 4/1932 Janes ..... A47G 27/0418  
16/4  
1,891,013 A \* 12/1932 Reiter ..... A47G 27/0418  
16/4  
D120,764 S 5/1940 Slater et al.  
D120,766 S 5/1940 Slater et al.  
D120,790 S 5/1940 Slater et al.  
3,333,805 A 8/1967 Marshall

**FOREIGN PATENT DOCUMENTS**

EP 0373724 B1 3/1993  
EP 0556967 A2 8/1993  
EP 0796582 A2 9/1997

*Primary Examiner* — Celia Murphy

*Assistant Examiner* — Clare Ann Gannon

(74) *Attorney, Agent, or Firm* — Patzik, Frank &  
Samotny Ltd.

(57) **CLAIM**

The ornamental design for a floor mat retaining cleat, as shown and described.

**DESCRIPTION**

FIG. 1 is a top perspective view of a floor mat retaining cleat showing our new design;

FIG. 2 is a top plan view of the floor mat retaining cleat of the present invention;


FIG. 3 is a bottom plan view of the floor mat retaining cleat of the present invention;

FIG. 4 is a front elevation view of the floor mat retaining cleat of the present invention, the rear elevation view being a mirror image thereof; and,

FIG. 5 is a left side elevation view of the floor mat retaining cleat of the present invention, the right side elevation view being a mirror image thereof.

The broken lines depict portions of the article that form no part of the claimed design.

**1 Claim, 4 Drawing Sheets**



(56)

References Cited

U.S. PATENT DOCUMENTS

D407,893 S	4/1999	McMullin	D515,794 S	2/2006	Spencer	
D408,122 S	4/1999	McMullin	D517,292 S	3/2006	McMullin	
D414,802 S	10/1999	Whaley	D534,061 S	12/2006	Sakai	
D415,340 S	10/1999	McMullin	D552,336 S	10/2007	Parekh et al.	
D416,127 S	11/1999	Silvers	D553,336 S	10/2007	McMullin	
D432,770 S	10/2000	Breault et al.	RE40,047 E *	2/2008	Carroll	36/134
D433,550 S	11/2000	Collier	D560,891 S	2/2008	Savoie	
D434,289 S	11/2000	McMullin	D569,596 S *	5/2008	Terashima	D2/962
D436,248 S	1/2001	Peabody	D575,487 S	8/2008	Carruthers	
D437,108 S	2/2001	Peabody	D589,290 S	3/2009	Hatta et al.	
D449,921 S	11/2001	McMullin	7,726,047 B1 *	6/2010	MacNeill	A43B 1/0027 36/134
D450,915 S	11/2001	McMullin	D653,858 S *	2/2012	Cordovana	D5/47
D455,896 S	4/2002	Peabody	8,234,799 B2	8/2012	Kokavec	
D457,294 S	5/2002	Savoie	8,245,422 B2	8/2012	Krikorian et al.	
D458,117 S	6/2002	Larson	8,302,332 B2	11/2012	Leach	
6,475,593 B1	11/2002	Hattori et al.	8,316,562 B2	11/2012	Locke et al.	
D473,699 S	4/2003	Savoie	D707,929 S	7/2014	Feeney et al.	
D483,253 S	12/2003	Sayegh et al.	D713,970 S *	9/2014	Olofsson	D24/200
6,709,728 B2	3/2004	Kerr et al.	8,851,551 B1	10/2014	Kaufman et al.	
D495,122 S	8/2004	McMullin	D721,883 S	2/2015	Burt et al.	
D507,400 S	7/2005	Robinson et al.	D734,062 S	7/2015	Alesi et al.	
D510,179 S	10/2005	McMullin	9,199,567 B1	12/2015	Kaufman et al.	
D515,295 S	2/2006	McMullin	2003/0131502 A1 *	7/2003	Terashima	A43B 5/001 36/127
			2008/0292827 A1	11/2008	Lee	

\* cited by examiner




FIG. 1




FIG. 2




FIG. 3

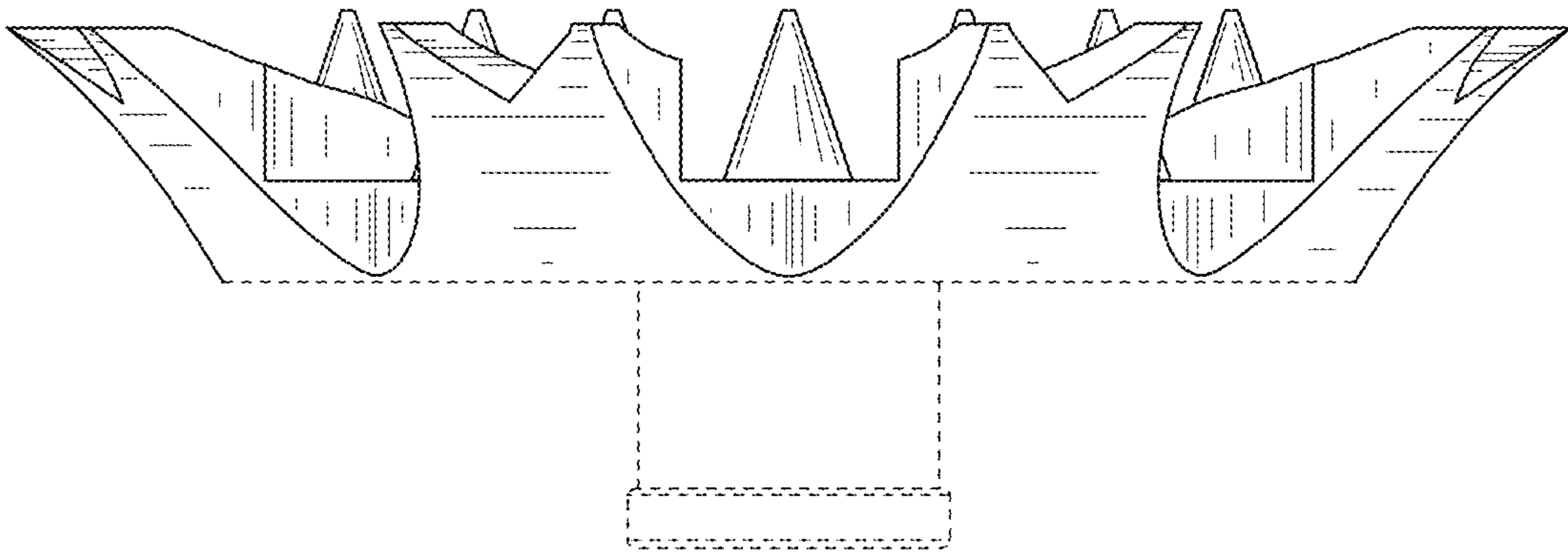


FIG. 4

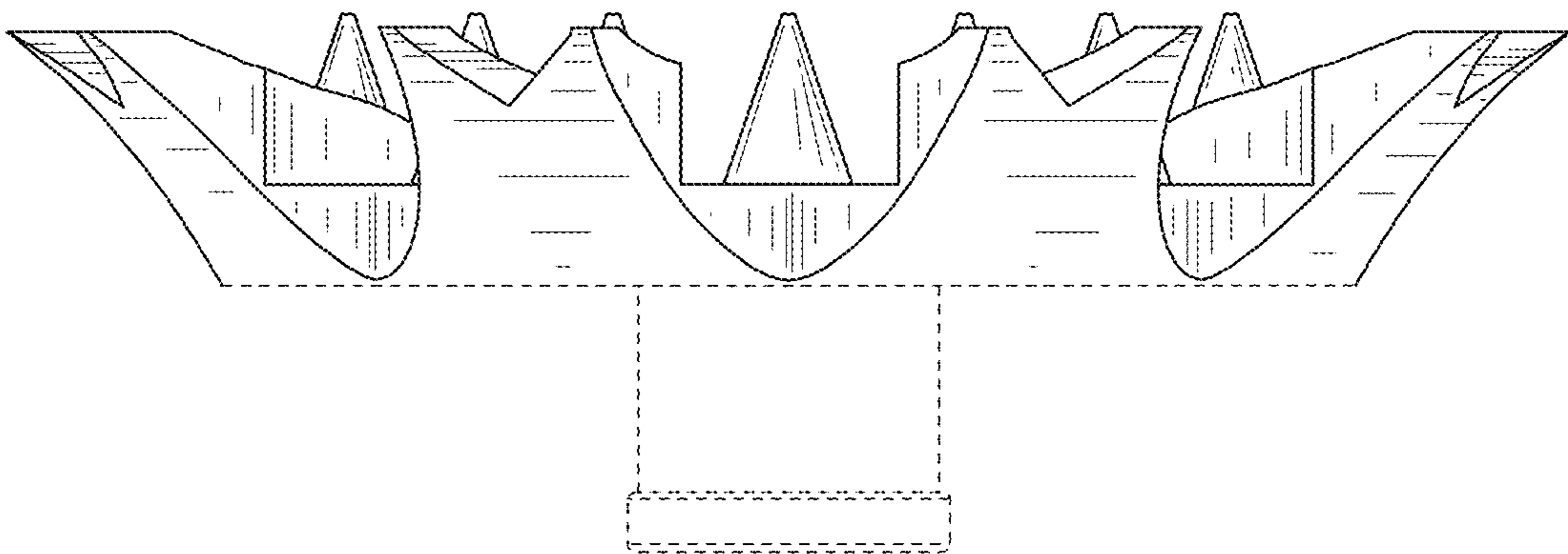


FIG. 5