

US00D796222S

(12) **United States Design Patent** (10) **Patent No.:** **US D796,222 S**  
**Hodges, Sr. et al.** (45) **Date of Patent:** **\*\* Sep. 5, 2017**

(54) **DOOR MOUNTED TISSUE DISPENSER**

(71) Applicants: **Stanley Hodges, Sr.**, Naples, FL (US);  
**Stanley Hodges, Jr.**, Naples, FL (US)

(72) Inventors: **Stanley Hodges, Sr.**, Naples, FL (US);  
**Stanley Hodges, Jr.**, Naples, FL (US)

(\*\*) Term: **15 Years**

(21) Appl. No.: **29/571,712**

(22) Filed: **Jul. 21, 2016**

(51) **LOC (10) Cl.** ..... **23-02**

(52) **U.S. Cl.**

USPC ..... **D6/518**

(58) **Field of Classification Search**

USPC ..... D6/518, 512, 519-524, 546-550, 553,  
D6/570, 532, 533, 536, 540; 108/28-29;  
206/389; 211/13.1, 16, 60.1, 86.01,  
211/87.01, 88.01, 88.04, 100, 105.1,  
211/105.2, 123, 124, 181.1, 182  
CPC ..... A47K 10/38; A47K 10/24; B65H 16/02;  
B65H 16/06

See application file for complete search history.

(56) **References Cited**

**U.S. PATENT DOCUMENTS**

4,644,689	A	2/1987	Arians
6,237,805	B1	5/2001	Katsanevas
6,508,383	B2	1/2003	Lidahl
6,726,055	B1	4/2004	Jackson
6,925,763	B2	8/2005	Stark et al.

D622,524	S	*	8/2010	Taylor	.....	D6/512
D660,626	S	*	5/2012	Garner	.....	D6/520
9,175,498	B2		11/2015	Winslow et al.		
D776,954	S	*	1/2017	Falkner	.....	D6/519
D782,843	S	*	4/2017	Thompson	.....	D6/523
2006/0151519	A1		7/2006	White		
2007/0283490	A1		12/2007	Wilt		

\* cited by examiner

*Primary Examiner* — Wan Laymon

*Assistant Examiner* — Mark Booker

(74) *Attorney, Agent, or Firm* — Livingston Loeffler, P.A.;  
Edward M. Livingston, Esq.; Bryan L. Loeffler, Esq.

(57) **CLAIM**

The ornamental design for a door mounted tissue dispenser, as shown and described.

**DESCRIPTION**

FIG. 1 is a perspective front view of a door mounted tissue dispenser of the present invention;  
FIG. 2 is a left side view of the door mounted tissue dispenser of the present invention;  
FIG. 3 is a right side view of the door mounted tissue dispenser of the present invention;  
FIG. 4 is a rear view of the door mounted tissue dispenser of the present invention;  
FIG. 5 is a top view of the door mounted tissue dispenser of the present invention; and,  
FIG. 6 is bottom view of the door mounted tissue dispenser of the present invention.

**1 Claim, 2 Drawing Sheets**

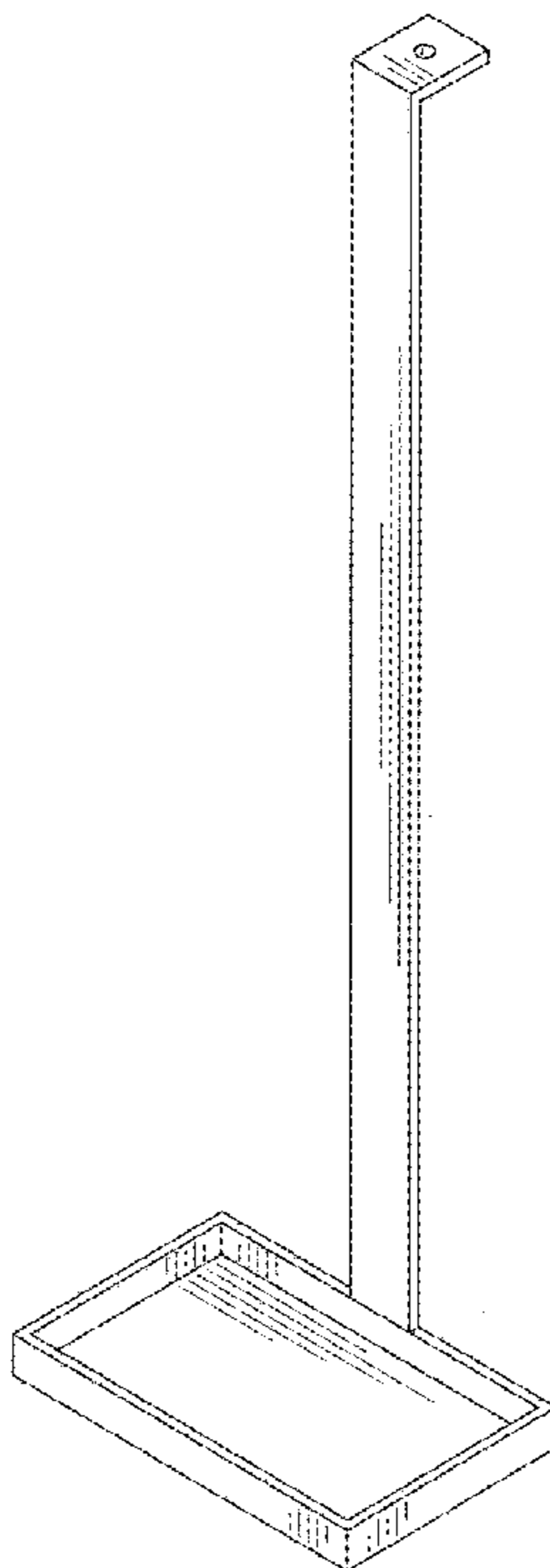


FIG. 1

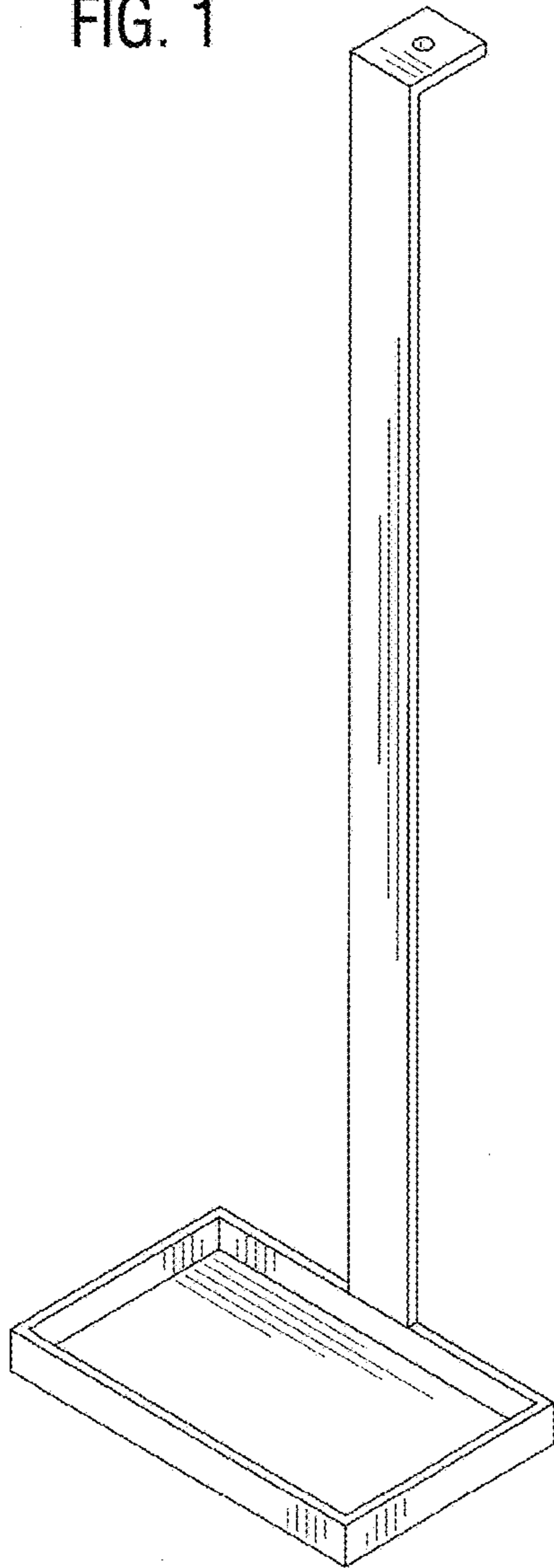


FIG. 2

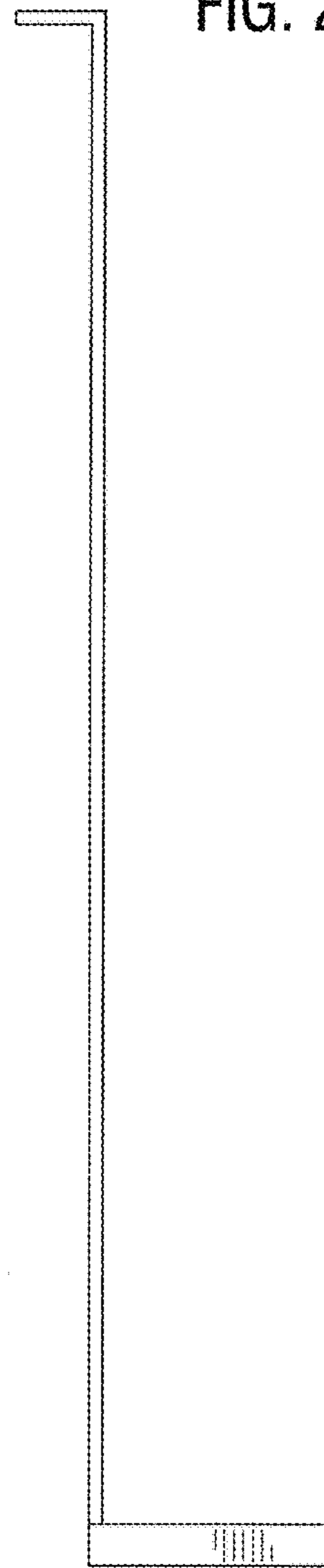


FIG. 5

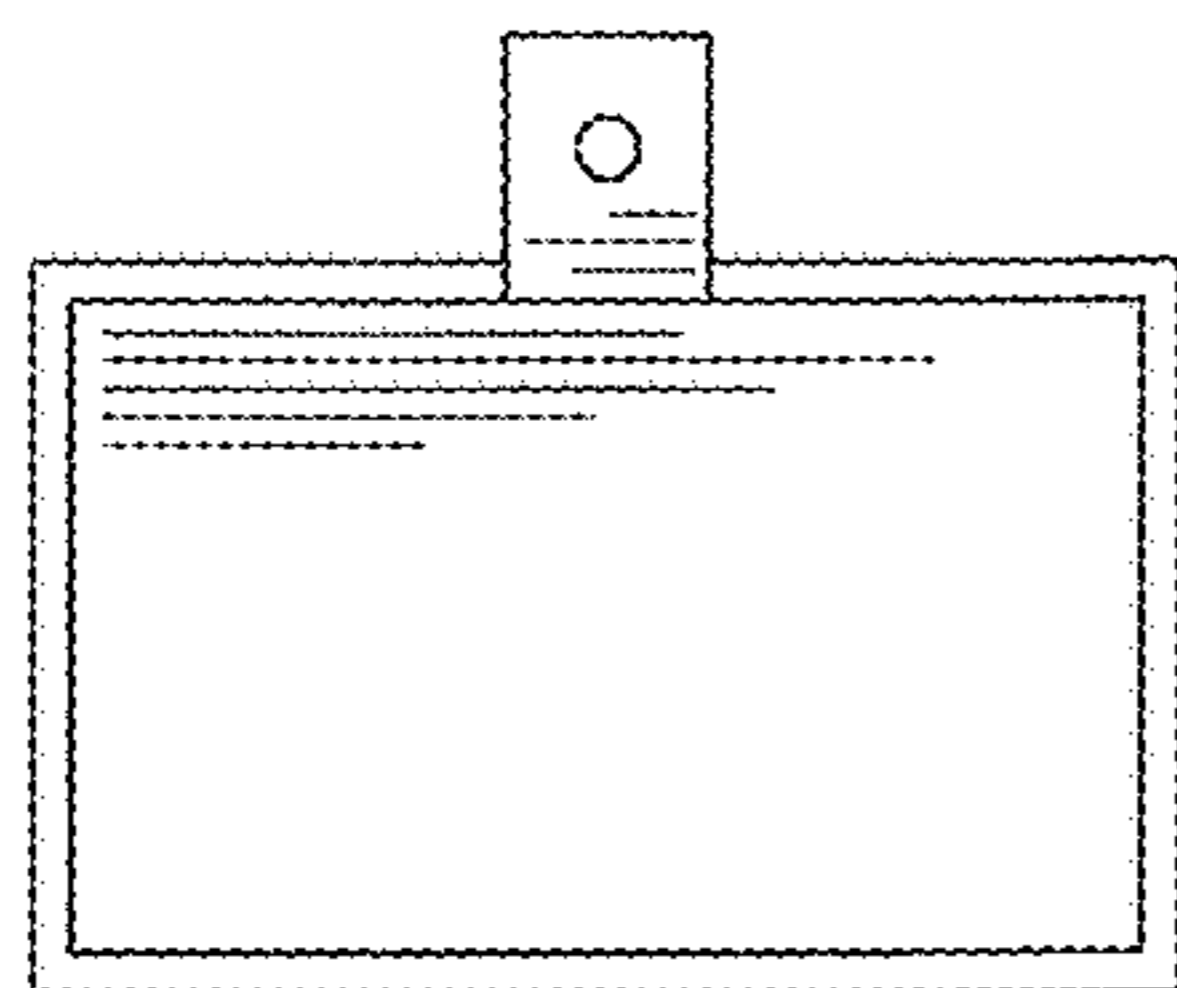


FIG. 6

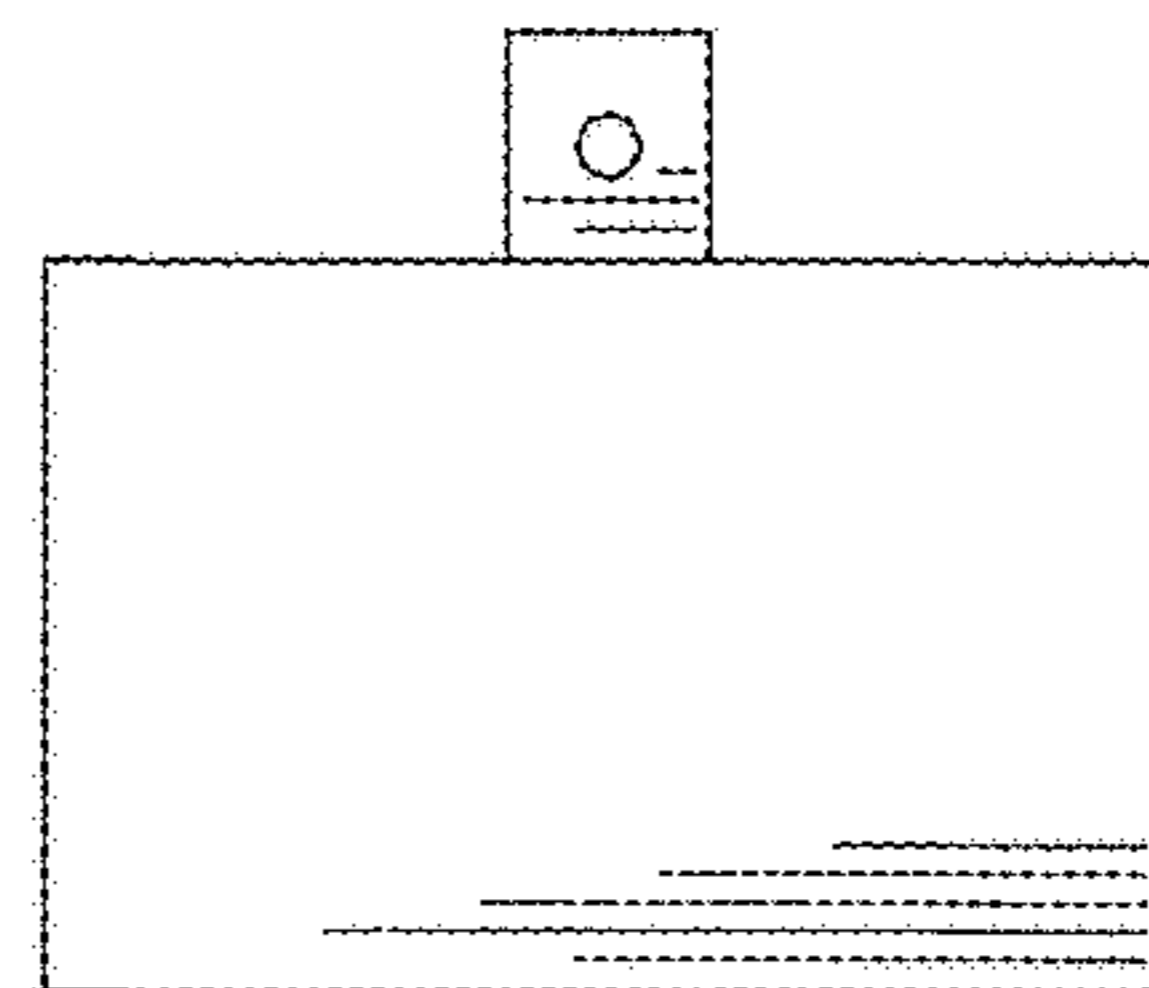


FIG. 3

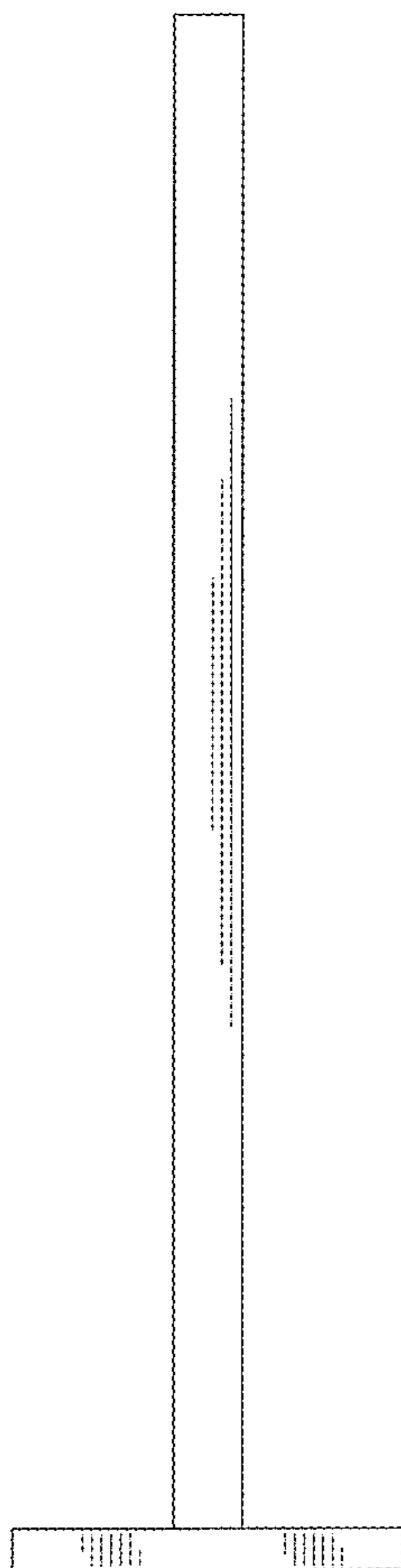


FIG. 4

