



US00D796208S

(12) **United States Design Patent** (10) **Patent No.:** **US D796,208 S**
Brian et al. (45) **Date of Patent:** **** Sep. 5, 2017**

(54) **TOOTHBRUSH HANDLE**
(71) Applicant: **GlaxoSmithKline Consumer Healthcare (UK) IP Limited**, Brentford, Middlesex (GB)
(72) Inventors: **Alex Brian**, Weybridge (GB); **Marcus Blachford**, Warwick (GB); **Richard Brian Clough**, Warwick (GB)

D422,413 S * 4/2000 Goldinger D4/104
D429,566 S * 8/2000 Yoshimoto D4/104
D429,567 S * 8/2000 Yoshimoto D4/104
D438,012 S * 2/2001 Cheong D4/104
D441,958 S * 5/2001 Rueb D4/104
D446,393 S * 8/2001 Manfredi D4/104
D454,698 S * 3/2002 Luchino D4/104
D454,699 S * 3/2002 Trojanowski D4/104
D455,011 S * 4/2002 Luchino D4/104

(Continued)

(73) Assignee: **GlaxoSmithKline Consumer Healthcare (UK) IP Limited**, Brentford, Middlesex (GB)

FOREIGN PATENT DOCUMENTS

CN 303858606 * 9/2016
JP D1566551 * 1/2017
RU 00101383 * 1/2017

(**) Term: **15 Years**

(21) Appl. No.: **29/548,205**

OTHER PUBLICATIONS

Search Report (Chile); dated Dec. 5, 2016.

(22) Filed: **Dec. 11, 2015**

(30) **Foreign Application Priority Data**

Jul. 2, 2015 (GB) 4041940

Primary Examiner — Thomas Johannes

Assistant Examiner — Katrina Gonzalez

(74) *Attorney, Agent, or Firm* — Nora L. Stein

(51) **LOC (10) Cl.** **04-02**

(52) **U.S. Cl.** **D4/104**
USPC

(57) **CLAIM**

The ornamental design for a toothbrush handle, as shown and described.

(58) **Field of Classification Search**
USPC D4/100, 104, 110, 116, 119, 121, 127, D4/129, 130, 136, 137, 138; D28/18, 30, D28/48, 64.7, 65, 68; D24/121, 136, D24/152, 179, 180, 224; D7/387, 391, D7/393, 394, 395, 533, 647; D8/80, 83, D8/94, 107, 300, 303, 307, 313, 321, D8/322; D30/158, 159
CPC A46B 15/0081; A46B 2200/1026; A46B 3/22; A46B 9/005; A46B 9/026; A46B 9/06

DESCRIPTION

FIG. 1 is a front perspective view from top and left side of the toothbrush handle;
FIG. 2 is a front view of the toothbrush handle;
FIG. 3 is a back view of the toothbrush handle;
FIG. 4 is a left side view of the toothbrush handle;
FIG. 5 is a right side view of the toothbrush handle;
FIG. 6 is a top view of the toothbrush handle; and,
FIG. 7 is a bottom view of the toothbrush handle.
The broken lines are shown for the purpose of illustrating parts of the toothbrush handle that form no part of the claimed design.

See application file for complete search history.

(56) **References Cited**

U.S. PATENT DOCUMENTS

D415,352 S * 10/1999 Beals D4/104
D419,304 S * 1/2000 Moskovich D4/104

1 Claim, 2 Drawing Sheets



(56)

References Cited

U.S. PATENT DOCUMENTS

D459,893	S	7/2002	Winkler et al.	
D480,213	S *	10/2003	Ping	D4/104
D480,214	S *	10/2003	Kling	D4/104
D490,613	S *	6/2004	Wong	D4/104
D522,755	S *	6/2006	Moskovich	D4/104
D527,526	S *	9/2006	Kling	D4/104
D527,906	S *	9/2006	Kling	D4/104
D531,413	S *	11/2006	Wong	D4/104
D533,351	S *	12/2006	Wong	D4/104
D557,503	S *	12/2007	Wong	D4/104
D559,546	S *	1/2008	Wong	D4/104
D581,163	S *	11/2008	Choi	D4/104
D582,681	S *	12/2008	Geiberger	D4/104
D582,682	S *	12/2008	Kling	D4/104
D635,775	S *	4/2011	Kalbfeld	D4/104
D637,401	S *	5/2011	Pusch	D4/104
D699,036	S *	2/2014	Tokui	D4/104
D768,995	S *	10/2016	Xi	D4/104
2008/0189888	A1 *	8/2008	Hohlbein	A46B 15/0032 15/106
2010/0058550	A1 *	3/2010	Ballmaier	A46B 5/02 15/167.1

* cited by examiner

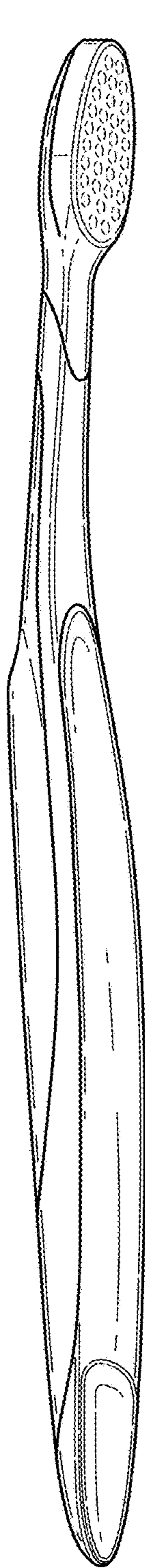


FIG. 1



FIG. 2



FIG. 3




FIG. 4




FIG. 5

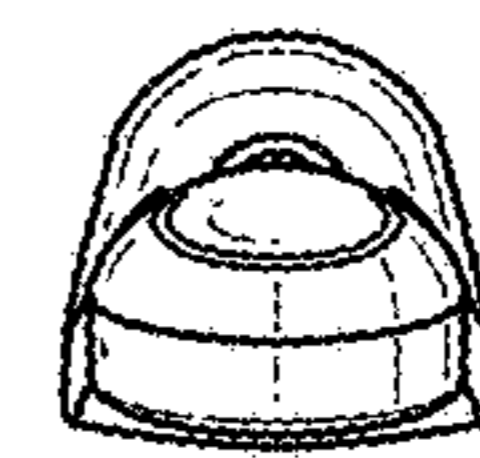


FIG. 6

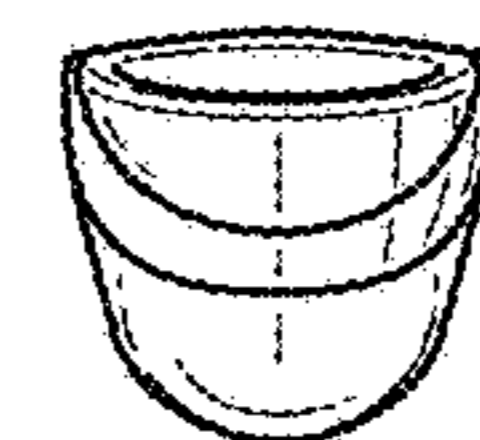


FIG. 7