



US00D796202S

(12) **United States Design Patent** (10) **Patent No.:** **US D796,202 S**
Ranco (45) **Date of Patent:** **** Sep. 5, 2017**

- (54) **BOX** 1,636,607 A * 7/1927 Horton B65D 21/0209
217/36
- (71) Applicant: **PLAST-MECCANICA SOCIETA'** D370,999 S * 6/1996 Umiker D3/307
PER AZIONI, Castelbellino (AN) (IT) D747,608 S * 1/2016 White D3/305
D765,978 S * 9/2016 Widner D3/314
- (72) Inventor: **Giuseppe Sandro Ranco, Maiolati** D777,433 S * 1/2017 Feiner D3/307
Spontini (IT) D779,826 S * 2/2017 Feiner D3/307
D787,827 S * 5/2017 Feiner D3/307
- (73) Assignee: **PLAST-MECCANICA SOCIETA'** 2012/0067907 A1 * 3/2012 Orgeldinger B65D 1/42
PER AZIONI, Castelbellino (IT) 220/660

* cited by examiner

(**) Term: **15 Years**

Primary Examiner — Kelley Donnelly

(21) Appl. No.: **29/579,163**

(74) *Attorney, Agent, or Firm* — Egbert Law Offices, PLLC

(22) Filed: **Sep. 28, 2016**

(57) **CLAIM**

(51) **LOC (10) Cl.** **03-01**

The ornamental design for a box, as shown and described.

(52) **U.S. Cl.**

DESCRIPTION

USPC **D3/304**

(58) **Field of Classification Search**

USPC D3/304, 307, 308, 309, 312, 314, 315,
D3/328; D9/414, 432

CPC B65D 1/22; B65D 19/02; B65D 19/14;
B65D 21/0209; B65D 25/2882; B65D
77/00

See application file for complete search history.

FIG. 1 is an upper perspective view of a box showing my new design.

FIG. 2 is a front view thereof, a rear view being identical; FIG. 3 is a side view thereof, an opposite side view being identical;

FIG. 4 is a top view thereof;

FIG. 5 is a bottom view thereof; and,

FIG. 6 is a lower perspective view thereof.

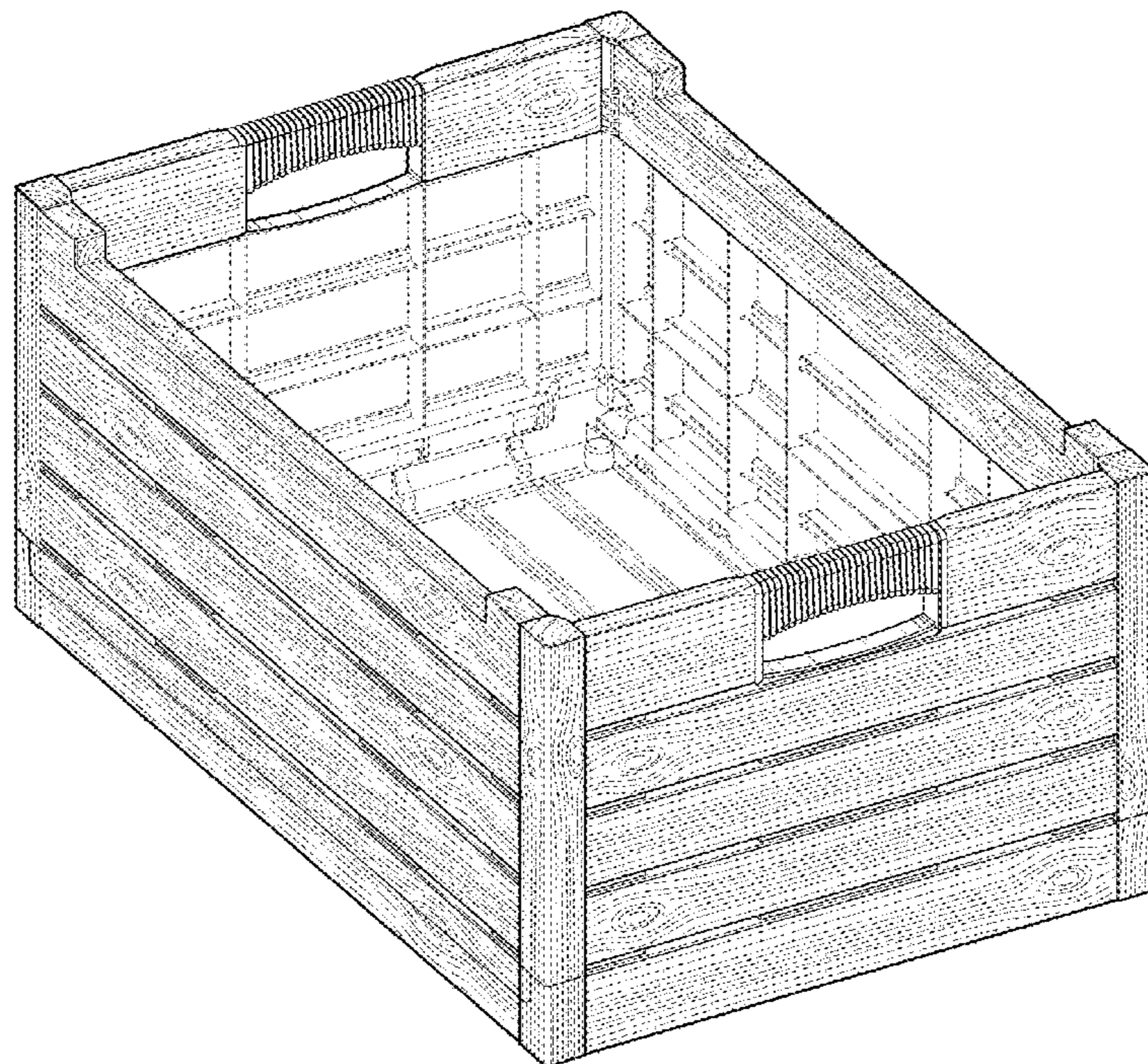
The box has a woodgrain pattern thereon forming part of the claimed design. The features presented in broken lines within the box and on the bottom thereof represent unclaimed portions of the box and form no part of the claimed design.

(56) **References Cited**

U.S. PATENT DOCUMENTS

- 906,231 A * 12/1908 Hubbard B65D 9/14
217/12 R
- 1,616,618 A * 2/1927 Gaylord B65D 9/12
217/43 R

1 Claim, 4 Drawing Sheets



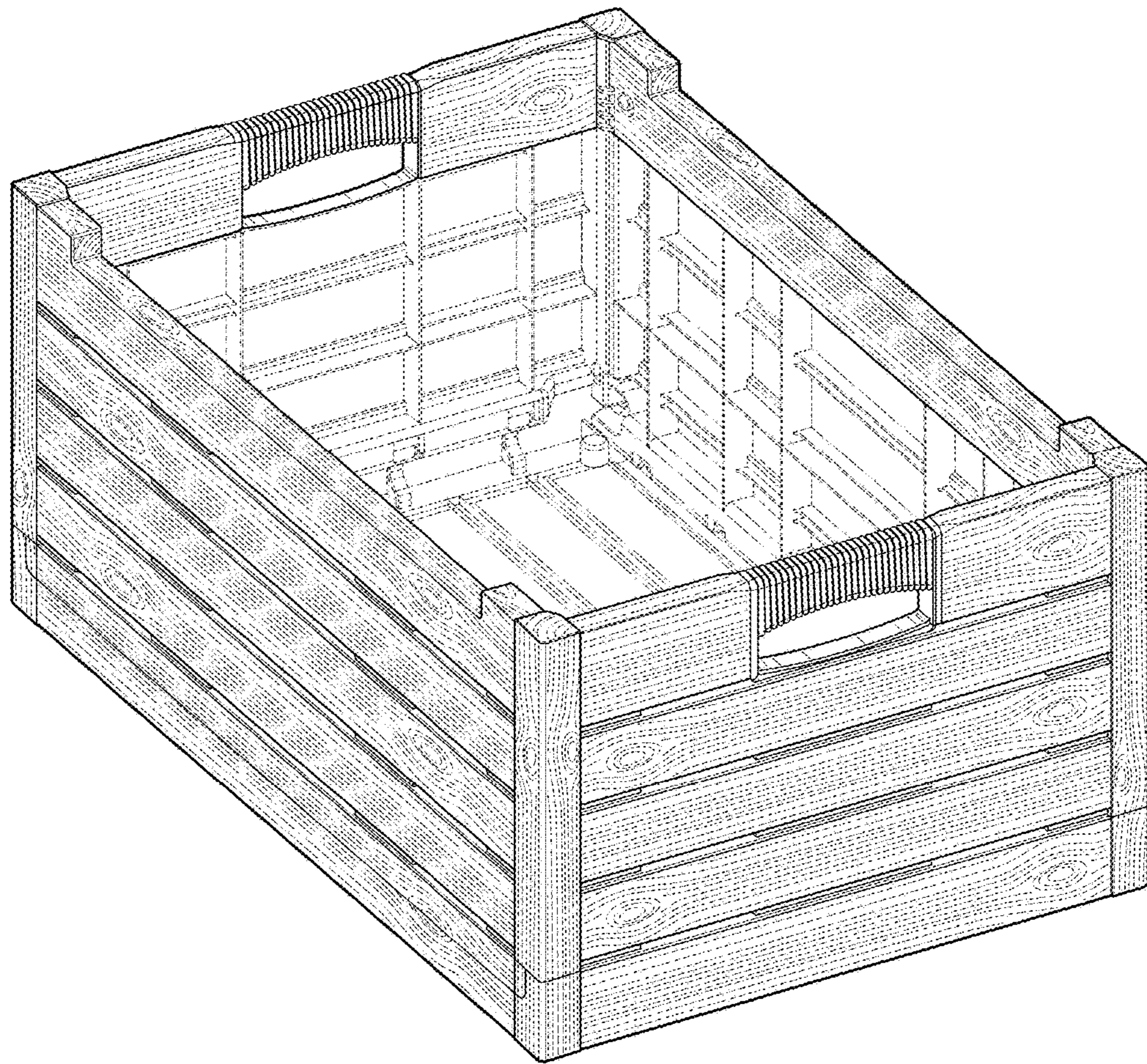


FIG. 1




FIG. 2

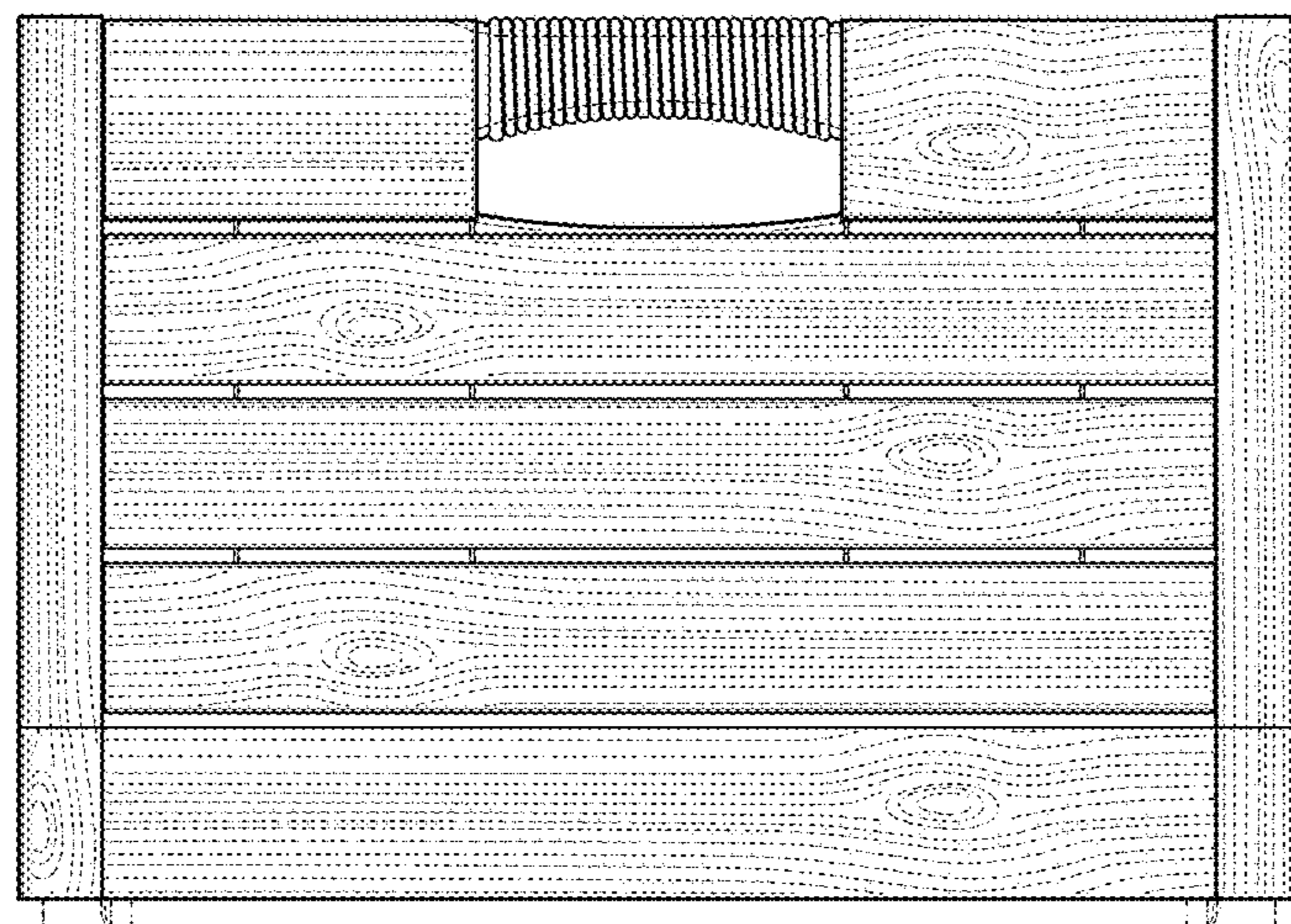


FIG. 3




FIG. 4

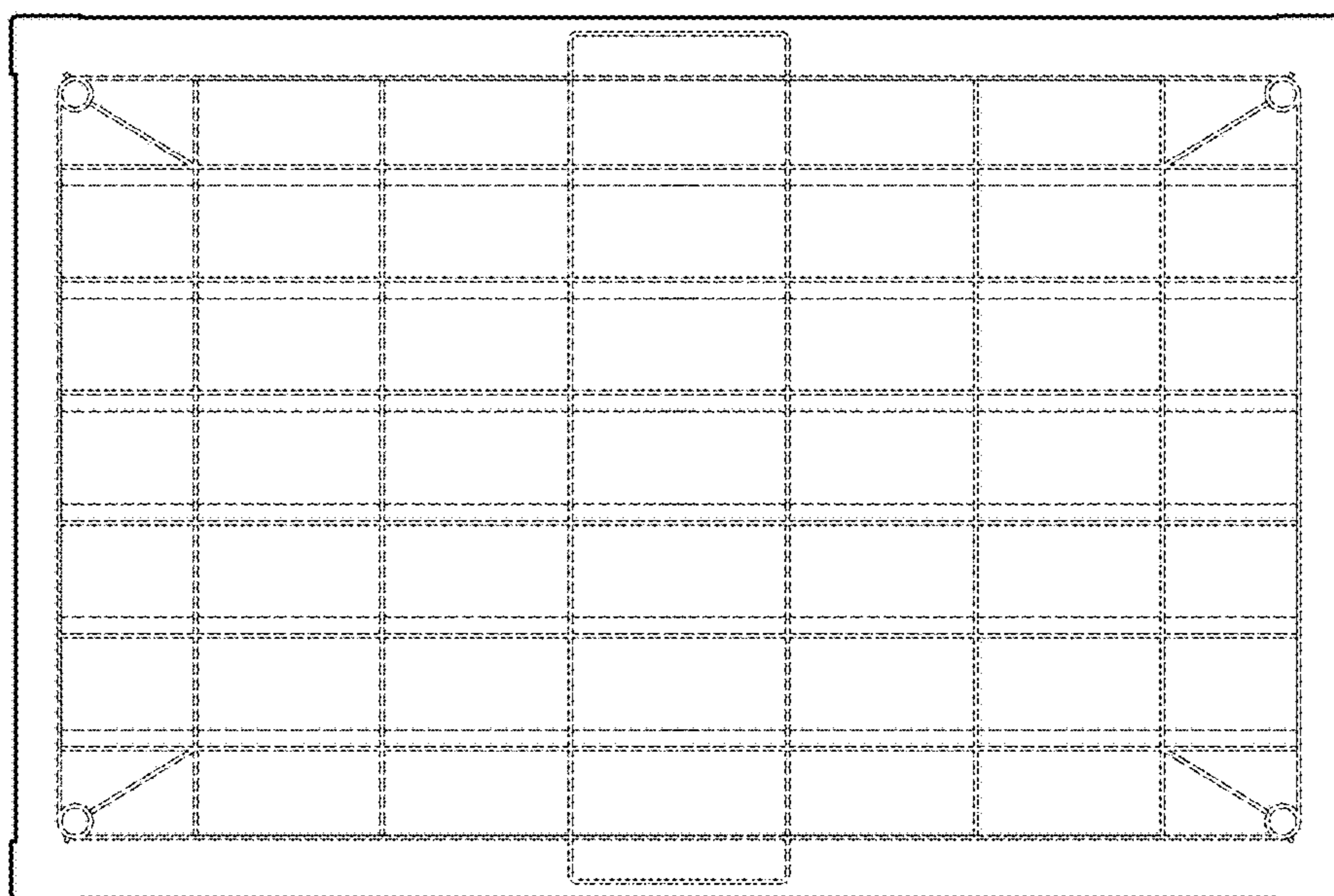


FIG. 5

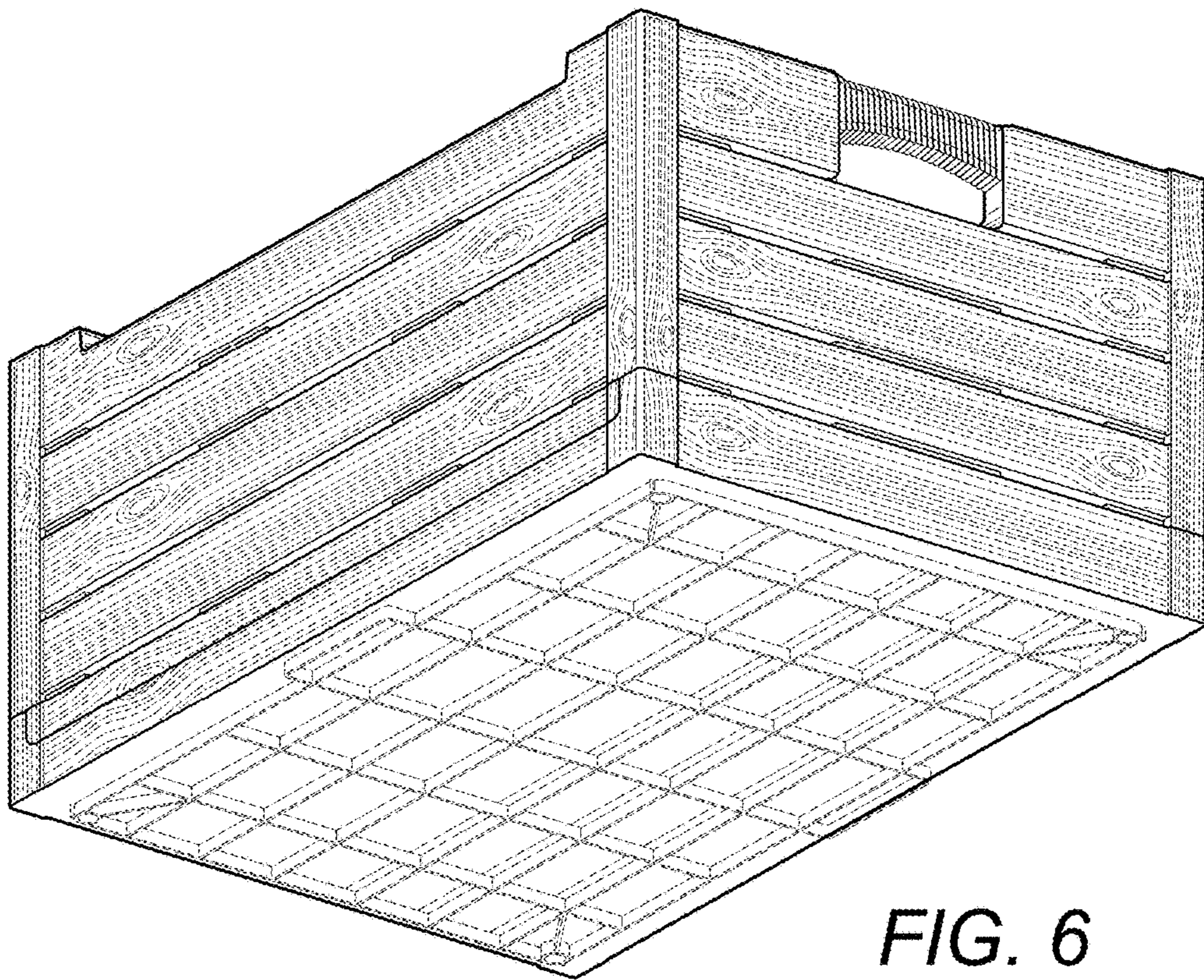


FIG. 6