



US00D796196S

(12) **United States Design Patent** (10) **Patent No.:** **US D796,196 S**
Byrnes (45) **Date of Patent:** **** Sep. 5, 2017**

(54) **EYEGLASS HOLDER**
(71) Applicant: **IDEAPHILE LLC**, Chicago, IL (US)
(72) Inventor: **Patrick J. Byrnes**, Chicago, IL (US)
(73) Assignee: **IDEAPHILE LLC**, Chicago, IL (US)
(**) Term: **15 Years**

5,319,838 A 6/1994 Eppenauer
5,343,599 A 9/1994 Reeves
5,408,728 A 4/1995 Wisniewski
(Continued)

(21) Appl. No.: **29/536,596**
(22) Filed: **Aug. 18, 2015**
(51) **LOC (10) Cl.** **03-01**
(52) **U.S. Cl.**
USPC **D3/266**
(58) **Field of Classification Search**
USPC D3/266, 265, 219, 215, 269; 24/3.3, 3.8,
24/3.12; 224/251, 312, 604; 248/902;
351/155, 157; 206/5
CPC A45F 5/00; A45F 5/02; A45F 5/021; A45F
2005/006; A41F 1/00; A41F 9/00; A41F
9/002; A41F 9/02; A41F 9/025; G02C
3/00; G02C 3/04
See application file for complete search history.

FOREIGN PATENT DOCUMENTS

WO WO 2007088124 8/2007
Primary Examiner — Catherine R Oliver-Garcia
(74) *Attorney, Agent, or Firm* — Neal, Gerber & Eisenberg LLP

(57) **CLAIM**

The ornamental design for an eyeglass holder, as shown and described.

DESCRIPTION

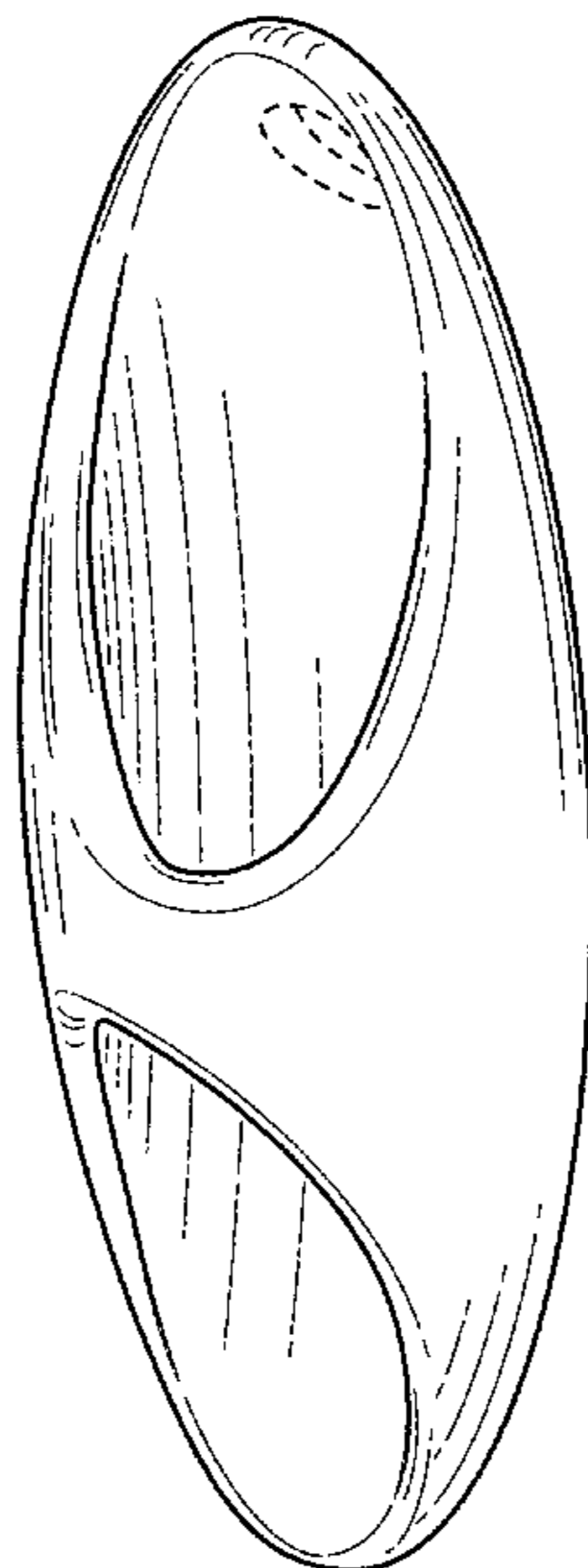
FIG. 1 is a front perspective view of the eyeglass holder of one embodiment of my new design.
FIG. 2 is a front view of the eyeglass holder of FIG. 1.
FIG. 3 is a back view of the eyeglass holder of FIG. 1.
FIG. 4 is a left side view of the eyeglass holder of FIG. 1.
FIG. 5 is a right side view of the eyeglass holder of FIG. 1.
FIG. 6 is a top view of the eyeglass holder of FIG. 1.
FIG. 7 is a bottom view of the eyeglass holder of FIG. 1.
FIG. 8 is a front perspective view of the eyeglass holder of another embodiment of my new design.
FIG. 9 is a front view of the eyeglass holder of FIG. 8.
FIG. 10 is a back view of the eyeglass holder of FIG. 8.
FIG. 11 is a left side view of the eyeglass holder of FIG. 8.
FIG. 12 is a right side view of the eyeglass holder of FIG. 8.
FIG. 13 is a top view of the eyeglass holder of FIG. 8; and, FIG. 14 is a bottom view of the eyeglass holder of FIG. 8. Those portions shown in dotted line are not claimed and are shown for environmental purposes only.

(56) **References Cited**

U.S. PATENT DOCUMENTS

2,481,946 A 4/1948 Pendleton
2,539,922 A 1/1951 Nyberg
2,818,621 A 1/1958 Pretz
D185,852 S 8/1959 McFadyen
3,956,795 A 5/1976 Kosakai
4,157,166 A 6/1979 Voelker
4,239,167 A 12/1980 Lane
4,452,354 A 6/1984 Tabachnick
4,771,515 A 9/1988 Guarro
4,894,887 A 1/1990 Ward, II
5,033,612 A 7/1991 Bivins
5,046,696 A 9/1991 Lee
5,305,934 A 4/1994 Grey

1 Claim, 10 Drawing Sheets



(56)

References Cited

U.S. PATENT DOCUMENTS

5,414,906	A	5/1995	Kren	
5,619,774	A *	4/1997	Perry A45F 5/02 24/3.12
5,626,224	A	5/1997	Clark et al.	
5,699,140	A	12/1997	Fuhrman	
5,860,191	A	1/1999	Sieger	
5,893,198	A	4/1999	DeCotis	
5,956,812	A	9/1999	Moennig	
6,039,173	A	3/2000	Crow	
6,076,925	A	6/2000	Kraut	
6,206,258	B1	3/2001	Calder	
6,260,749	B1 *	7/2001	Horovitz A45F 5/02 206/5
D471,357	S *	3/2003	Hoppe D3/266
6,533,414	B2 *	3/2003	Newler G02C 3/04 224/251
6,539,587	B2	4/2003	Harrison	
6,688,507	B2	2/2004	McCormack	
7,325,921	B1	2/2008	Moorer	
7,584,527	B2	9/2009	Jones	
D605,398	S *	12/2009	Rodriguez D3/219
D649,348	S *	11/2011	Murphy, Jr. D3/266
8,739,570	B2	6/2014	Prestwidge	
2005/0241115	A1	11/2005	Zoullas	
2009/0126159	A1	5/2009	Murphy, Jr.	
2009/0284709	A1	11/2009	Didner	
2012/0118923	A1	5/2012	Allen	
2013/0057823	A1	3/2013	Cluff	

* cited by examiner

FIG. 1



FIG. 2

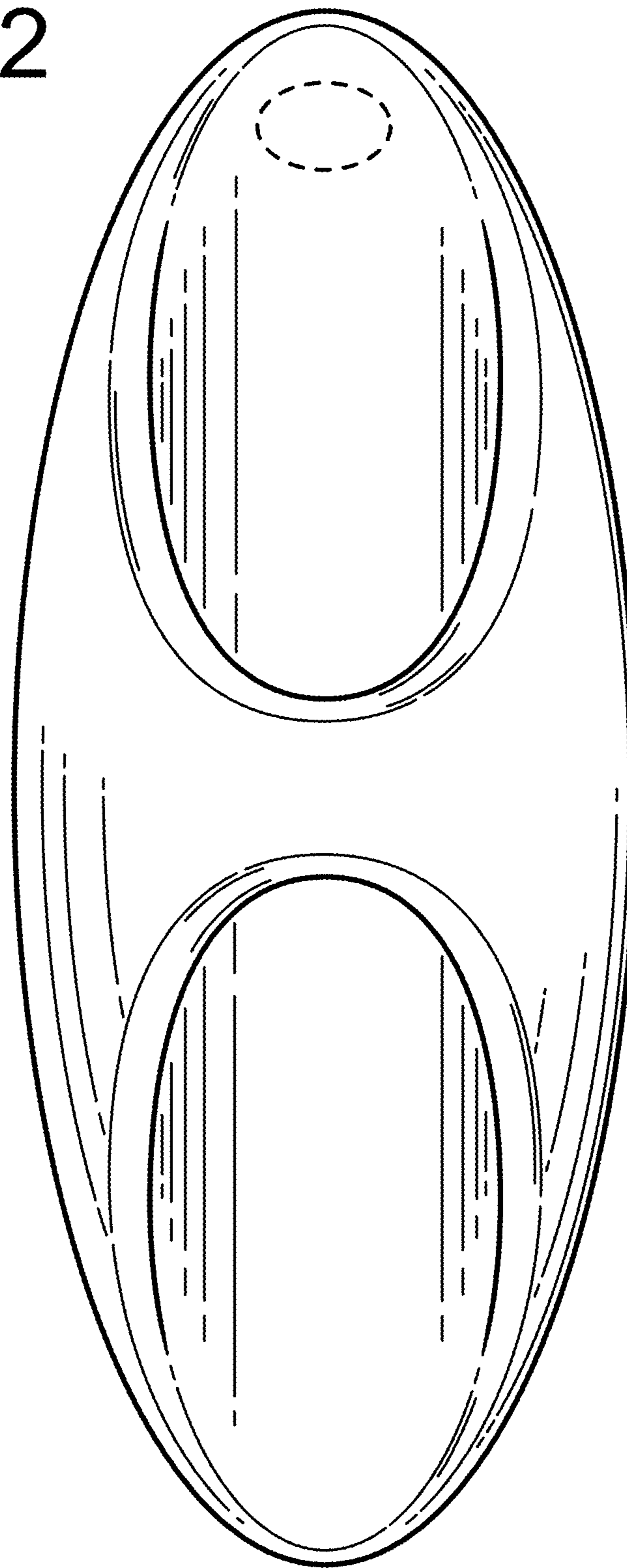


FIG. 3




FIG. 4

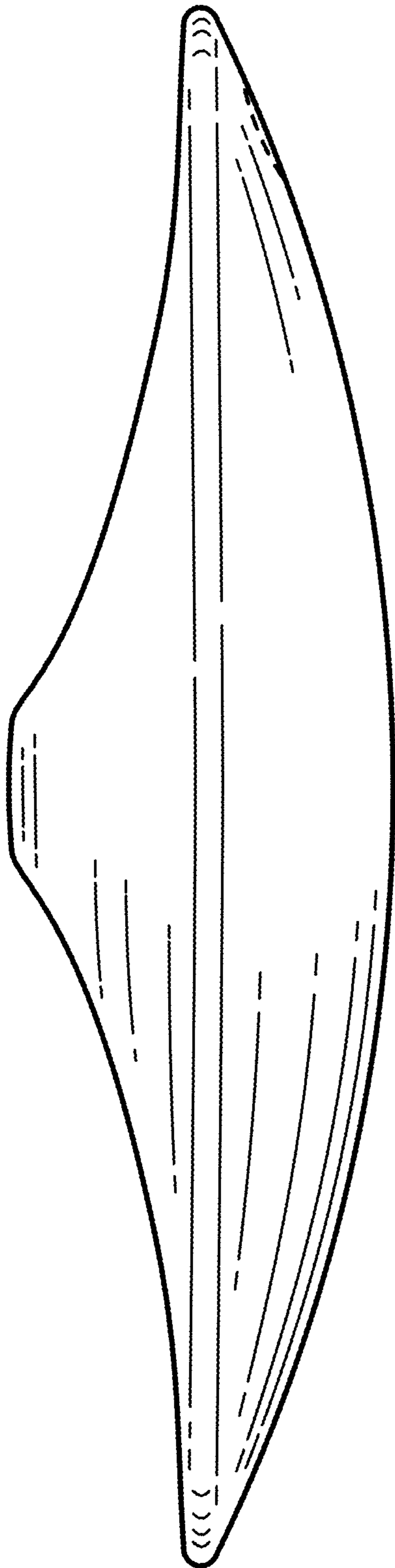


FIG. 5

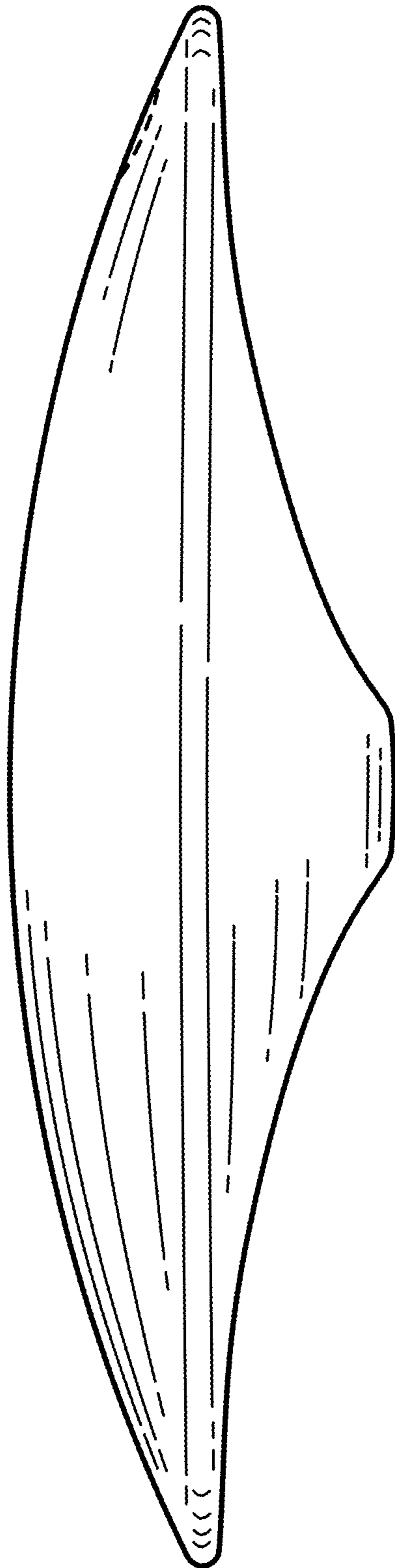


FIG. 6

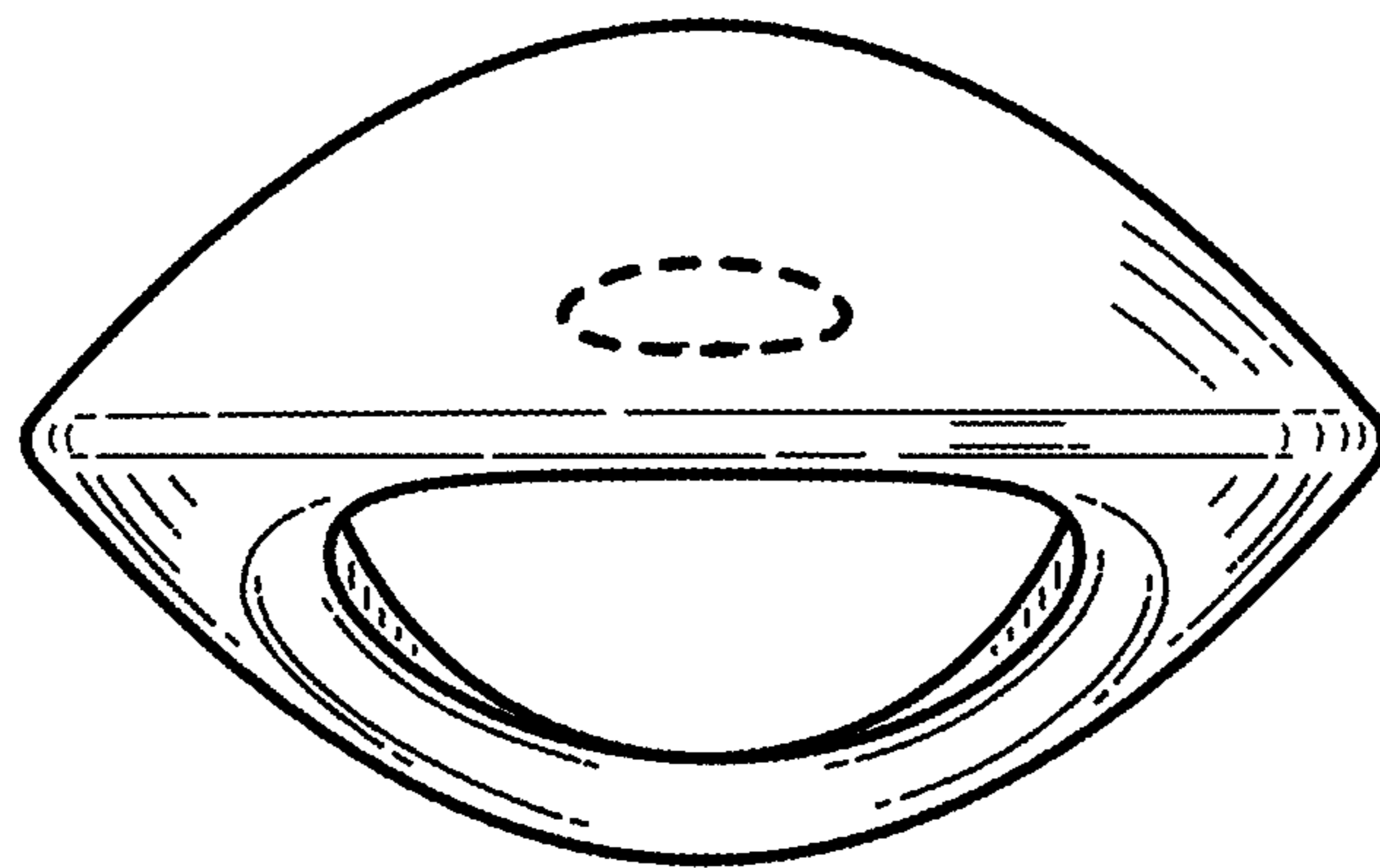


FIG. 7

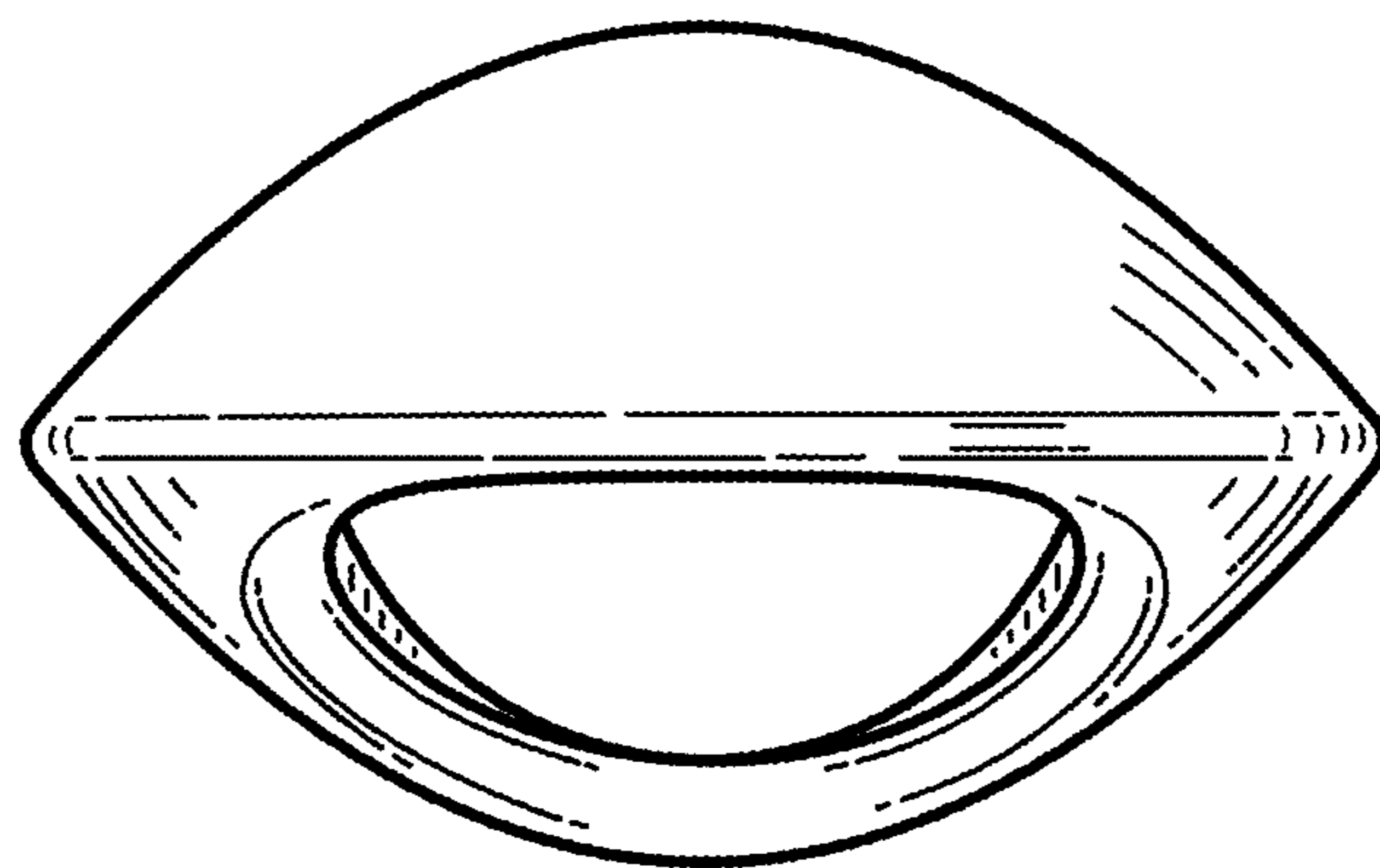


FIG. 8

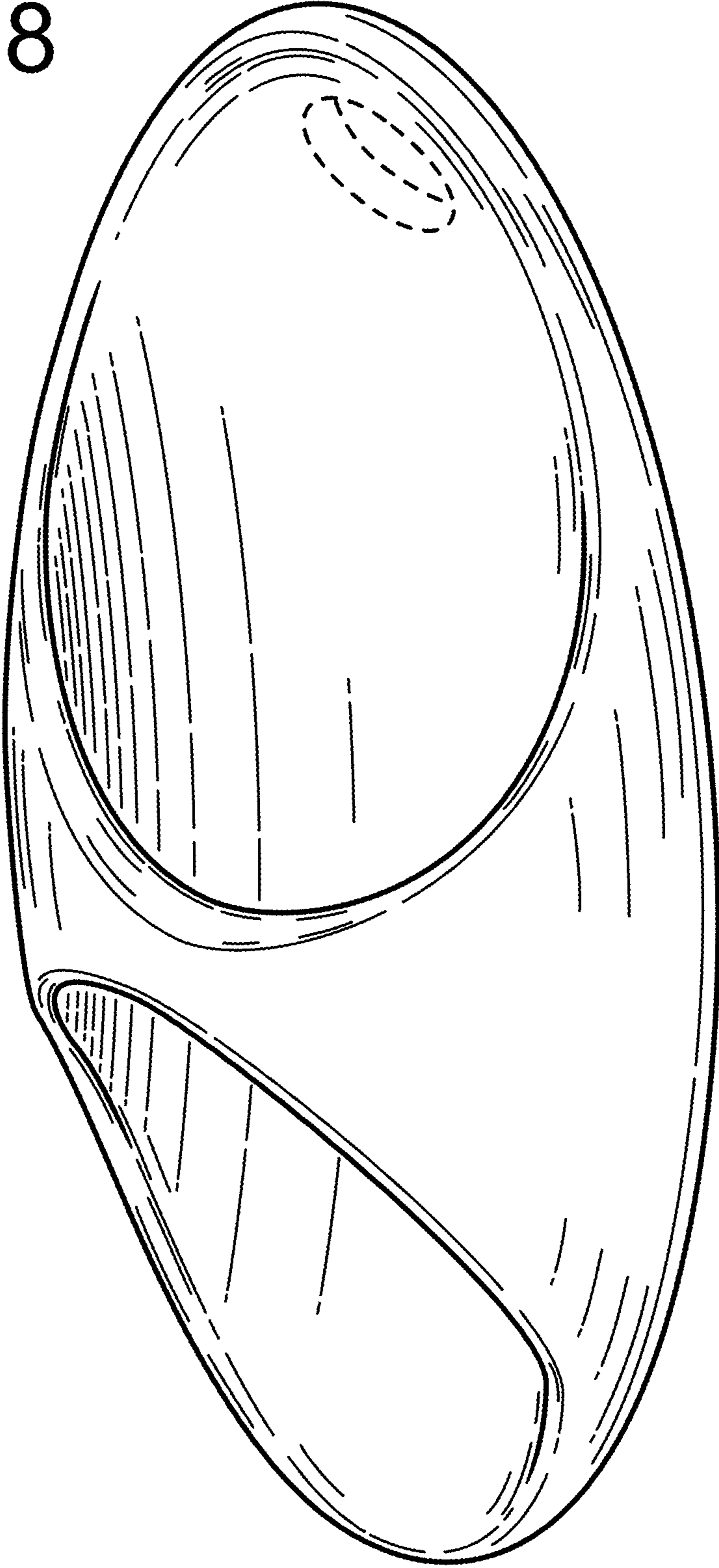


FIG. 9

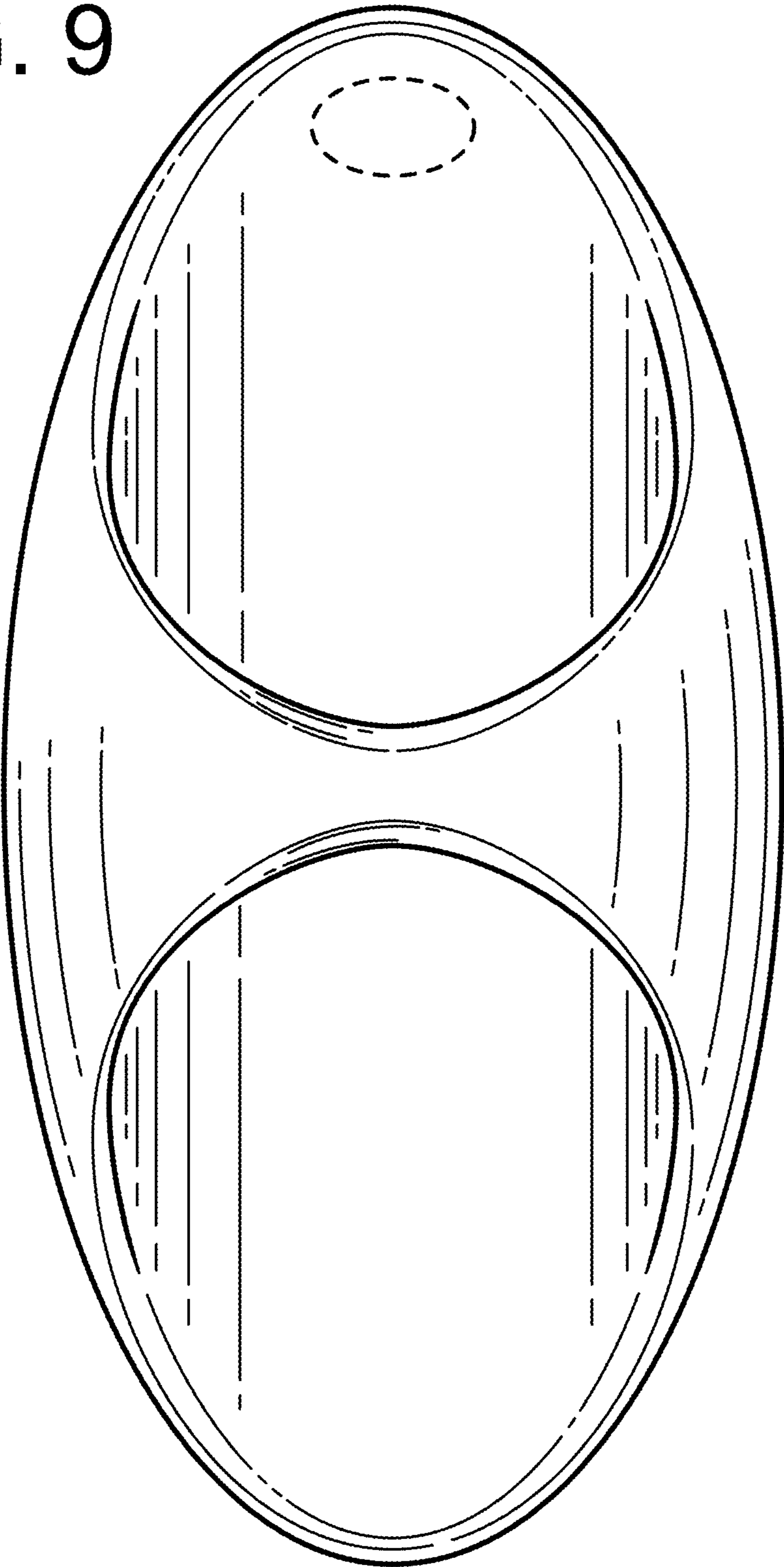


FIG. 10

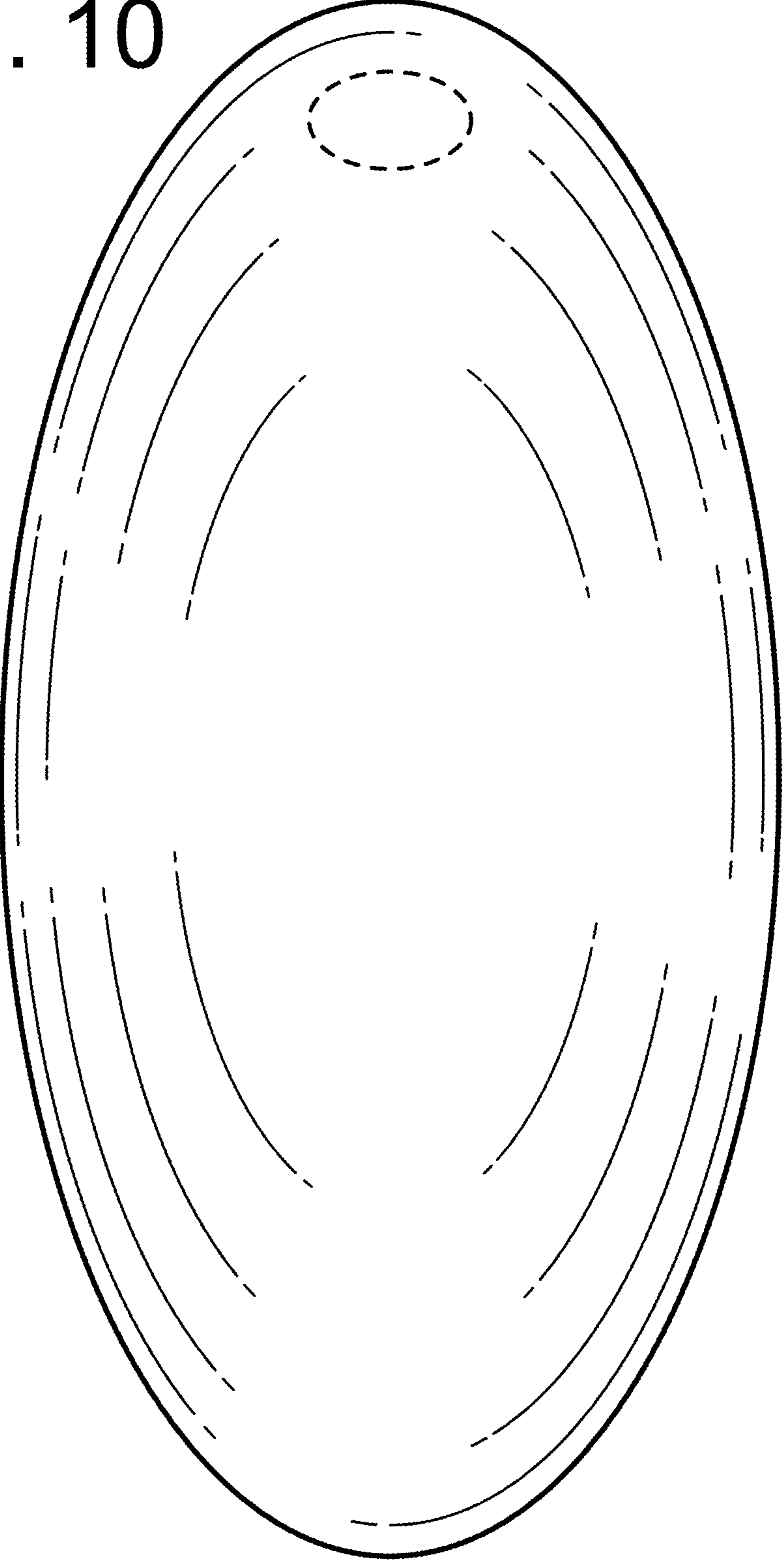


FIG. 11

FIG. 12

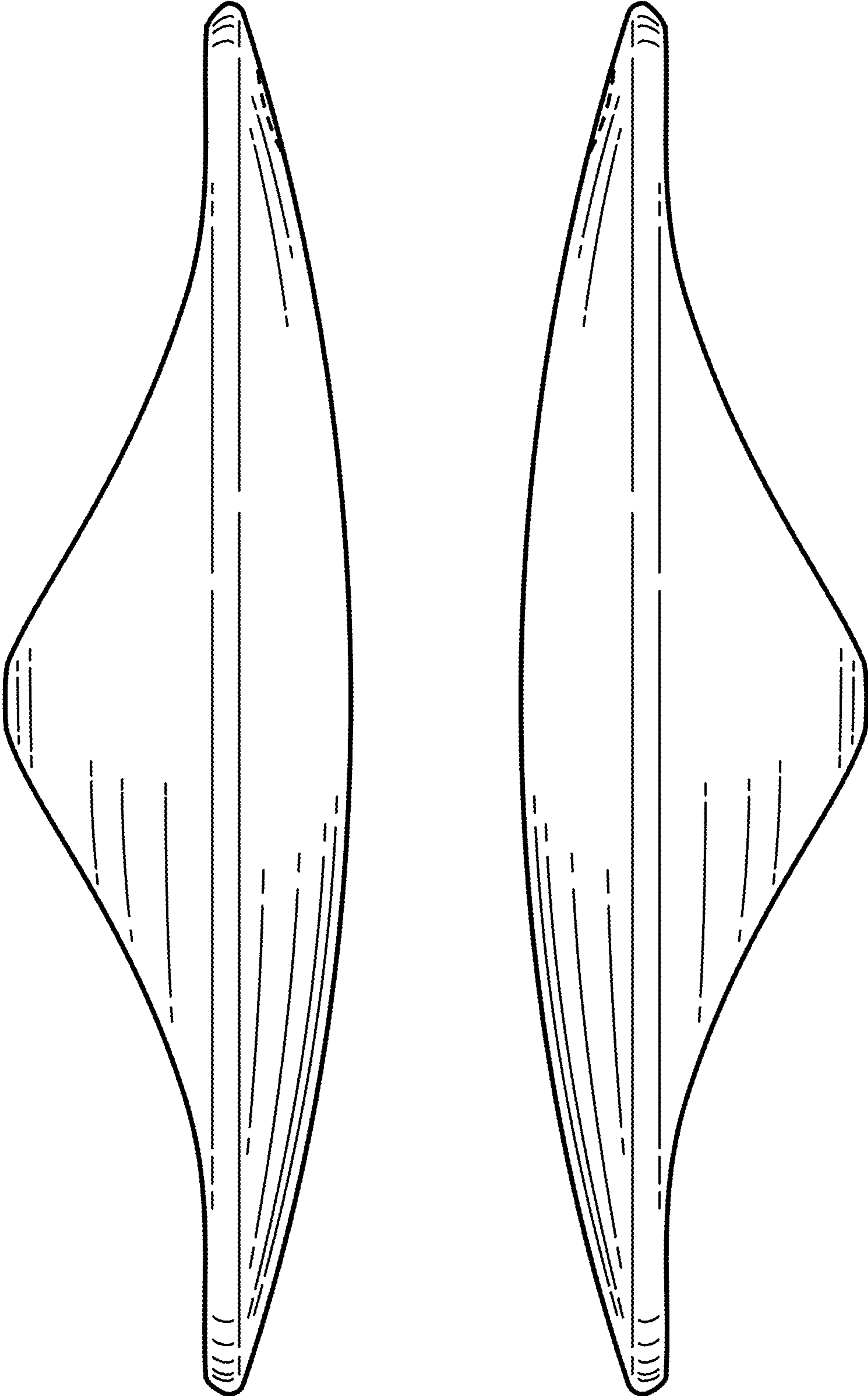


FIG. 13

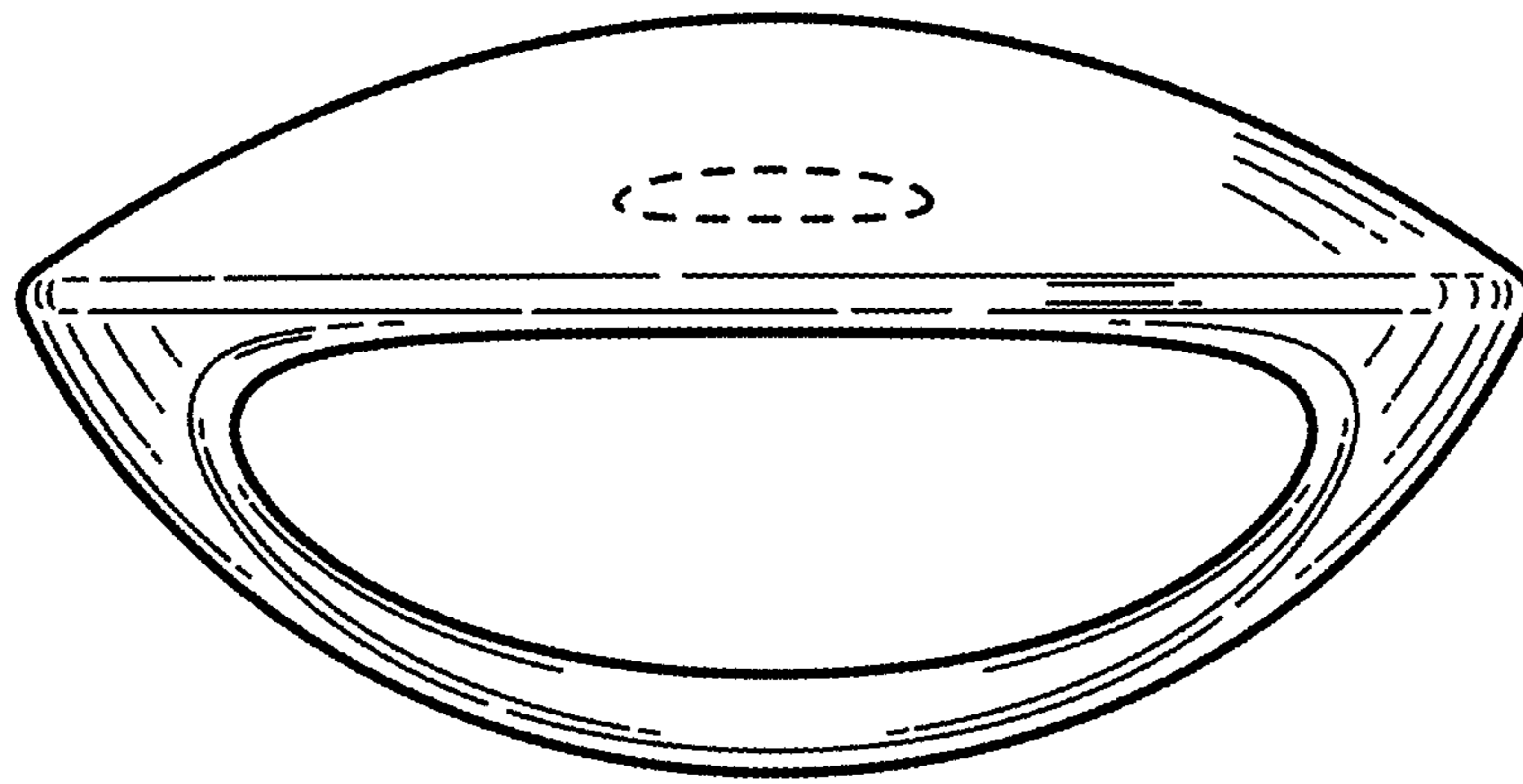


FIG. 14

