



US00D796194S

(12) **United States Design Patent**
Scranton

(10) **Patent No.:** **US D796,194 S**

(45) **Date of Patent:** **** Sep. 5, 2017**

- (54) **HANDGUN CASE WITH POUCH**
- (71) Applicant: **Joshua Scranton**, Broomfield, CO (US)
- (72) Inventor: **Joshua Scranton**, Broomfield, CO (US)
- (73) Assignee: **The Allen Company, Inc.**, Broomfield, CO (US)
- (**) Term: **15 Years**
- (21) Appl. No.: **29/549,760**
- (22) Filed: **Dec. 28, 2015**
- (51) **LOC (10) Cl.** **03-01**
- (52) **U.S. Cl.**
USPC **D3/262; D3/222**
- (58) **Field of Classification Search**
USPC D3/201, 222, 232, 245, 246, 262, 269,
D3/273, 276, 289, 301
CPC F41C 33/02–33/08
See application file for complete search history.

(56) **References Cited**

U.S. PATENT DOCUMENTS

D218,005 S *	7/1970	Woolfolk	D3/222
D218,006 S *	7/1970	Woolfolk	D3/222
4,190,183 A *	2/1980	Yates	F41C 33/0218 224/235
D270,929 S *	10/1983	Shasteen	D3/222
D283,043 S *	3/1986	Pitts	D3/222
D283,269 S *	4/1986	Durbin	D3/262
D284,622 S *	7/1986	Durbin	D3/262
D292,647 S *	11/1987	Remington	D3/222
D292,648 S *	11/1987	Remington	D3/222
D292,751 S *	11/1987	Remington	D3/222
D347,322 S	5/1994	Fiore		
D358,255 S	5/1995	Sharp et al.		
5,669,495 A	9/1997	West		
D448,164 S *	9/2001	Kolpin	D3/262
D448,560 S	10/2001	Kolpin		

D448,561 S	10/2001	Kolpin		
D448,562 S	10/2001	Kolpin		
6,547,070 B1 *	4/2003	Kolpin	F41C 33/06 190/102
6,634,530 B1	10/2003	Black		
D486,637 S	2/2004	Sauvey et al.		
6,722,496 B2	4/2004	Gantert		
D520,235 S	5/2006	Blaschke		
7,063,737 B2 *	6/2006	Tilby	F41C 33/06 190/125
D528,790 S	9/2006	Sides		
D528,791 S	9/2006	Sides		
7,434,683 B1	10/2008	Harper et al.		
7,546,920 B1	6/2009	Horn et al.		
D630,428 S *	1/2011	Hong	D3/222
7,905,350 B2	3/2011	Wood et al.		
D725,382 S *	3/2015	Gazso	D3/222
D728,232 S *	5/2015	Stevens, IV	D3/262
D784,014 S *	4/2017	Scranton	D3/222

(Continued)

Primary Examiner — Mitchell Siegel

(74) *Attorney, Agent, or Firm* — Boyd D. Cox

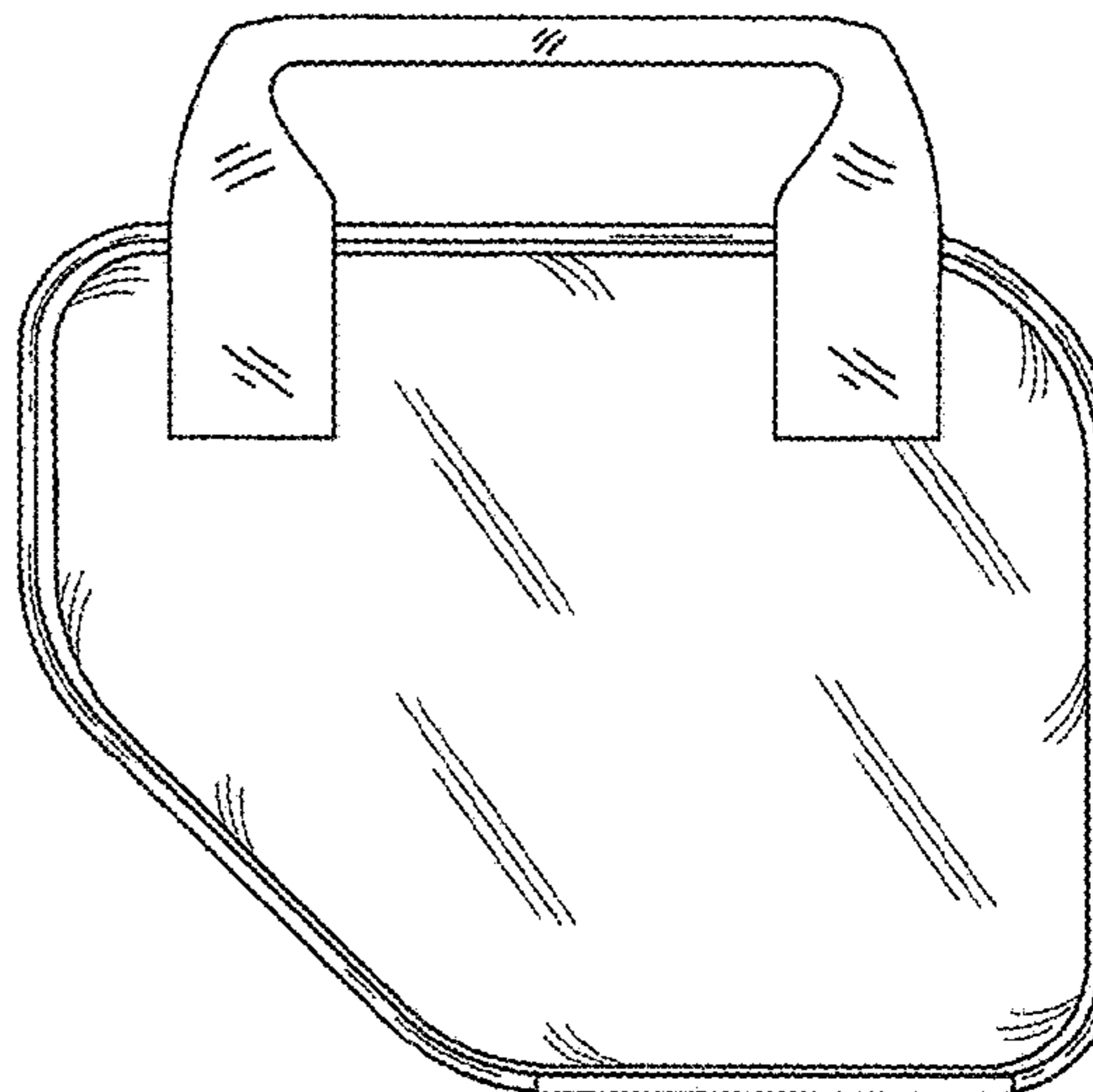
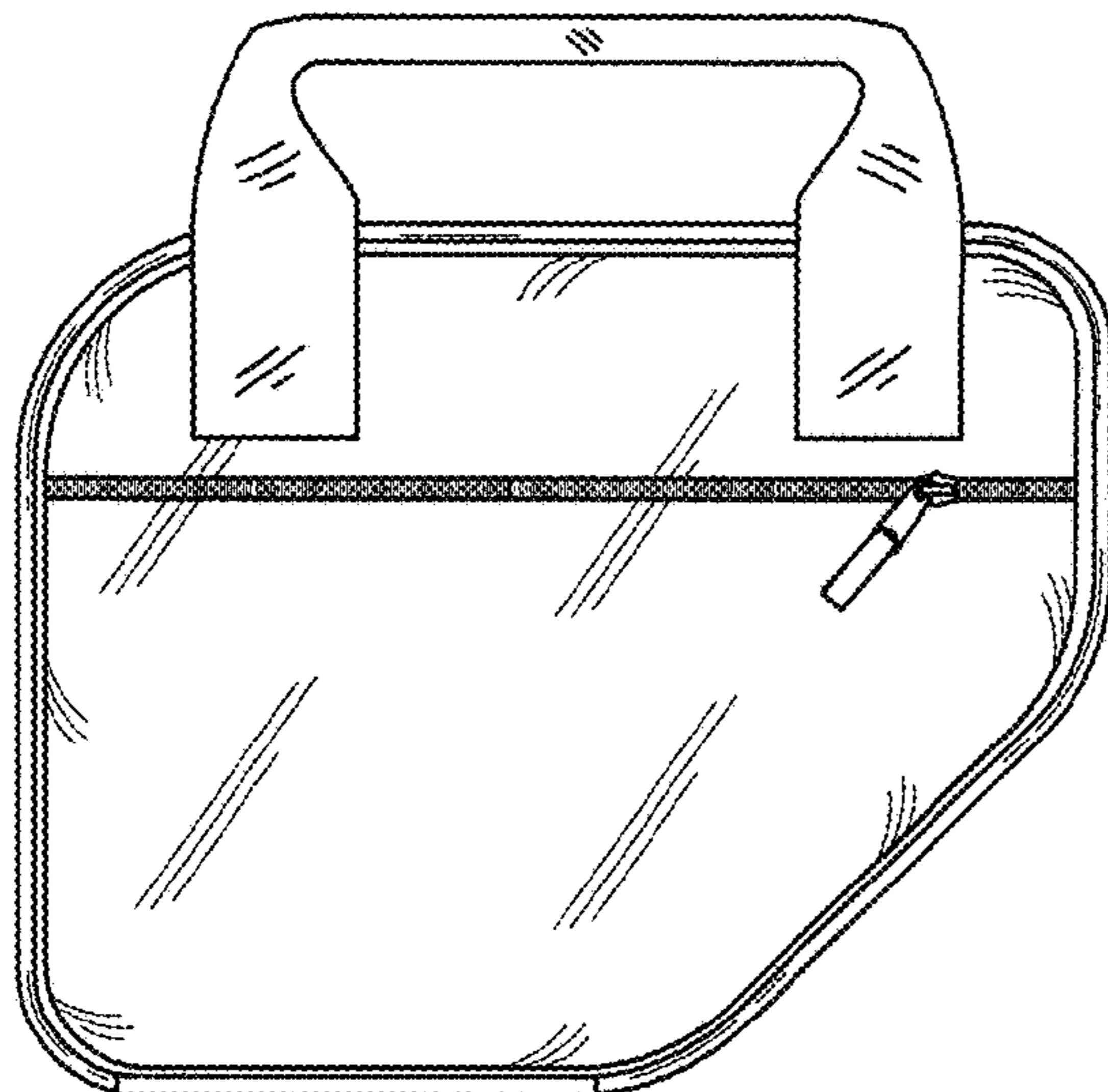
(57) **CLAIM**

The ornamental design for a handgun case with pouch, as shown.

DESCRIPTION

FIG. 1 is a front elevation of the handgun case with pouch of the present invention;
 FIG. 2 is a rear elevation of the handgun case with pouch of FIG. 1;
 FIG. 3 is a right side elevation of the handgun case with pouch of FIG. 1, the left side elevation being the mirror image of the right side elevation;
 FIG. 4 is a top plan view of the handgun case with pouch of FIG. 1; and,
 FIG. 5 is a bottom plan view of the handgun case with pouch of FIG. 1.

1 Claim, 5 Drawing Sheets



(56)

References Cited

U.S. PATENT DOCUMENTS

2016/0123700 A1* 5/2016 Manglos F42B 39/02
150/112

* cited by examiner

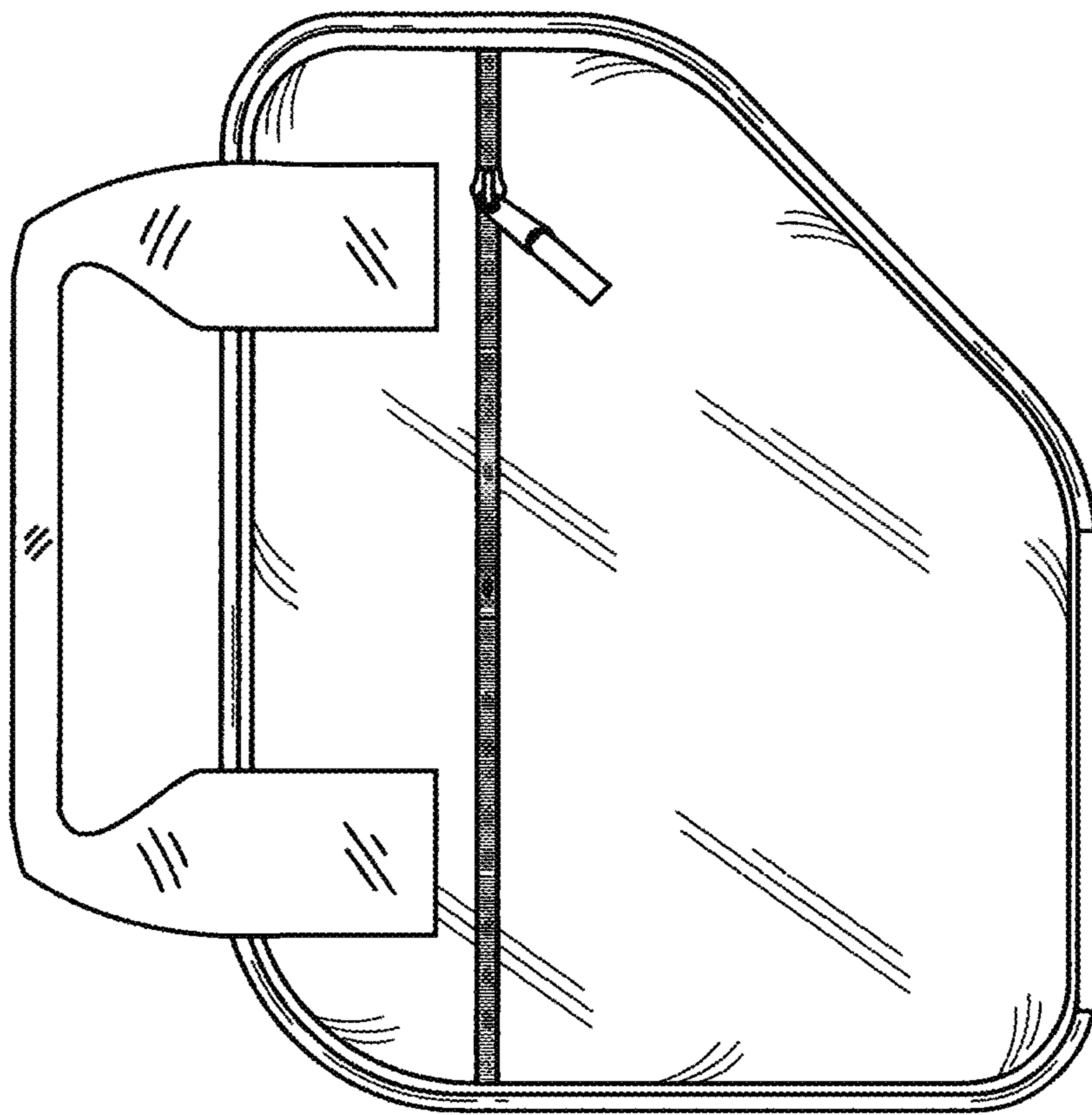


FIGURE 1

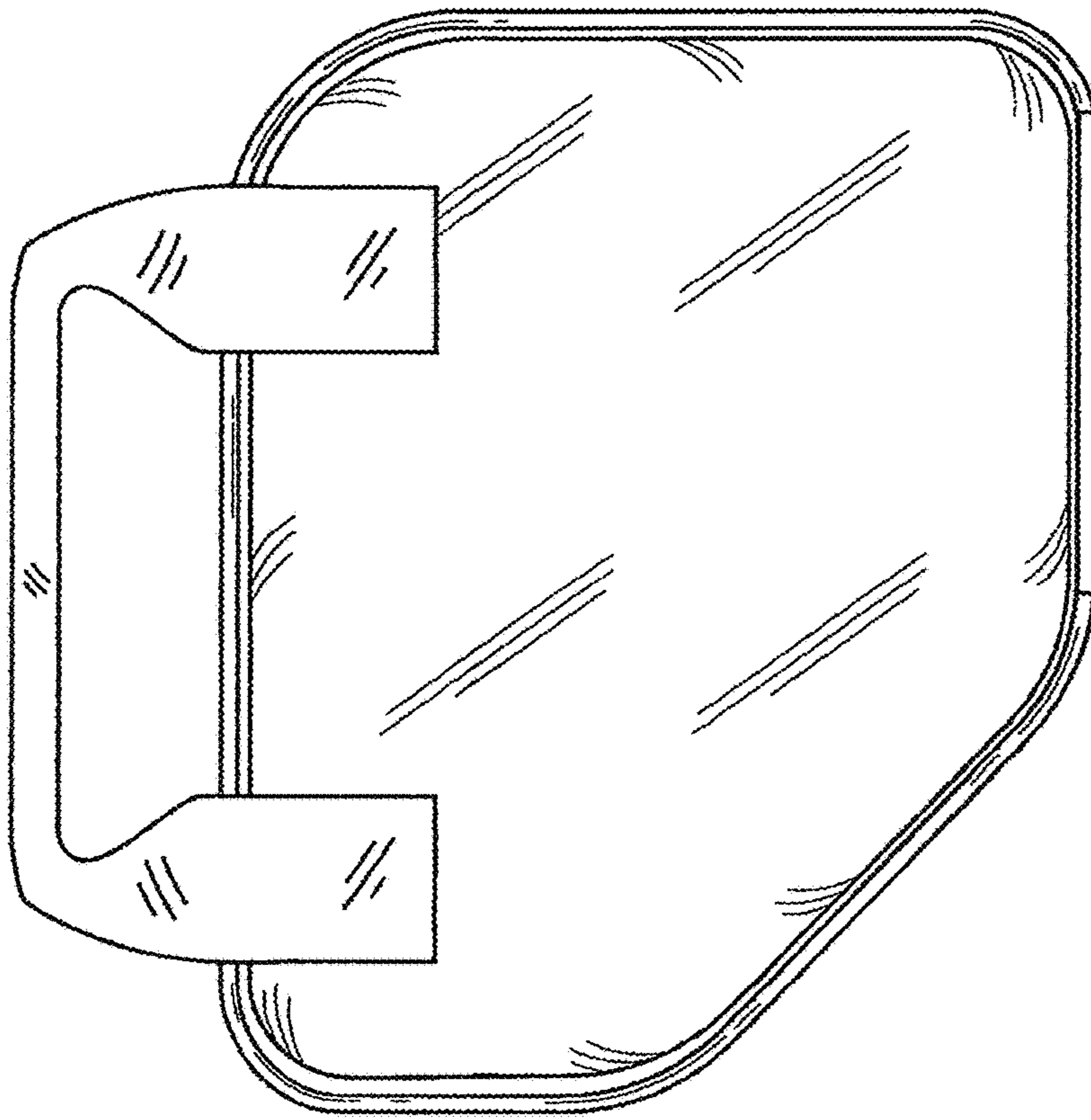


FIGURE 2

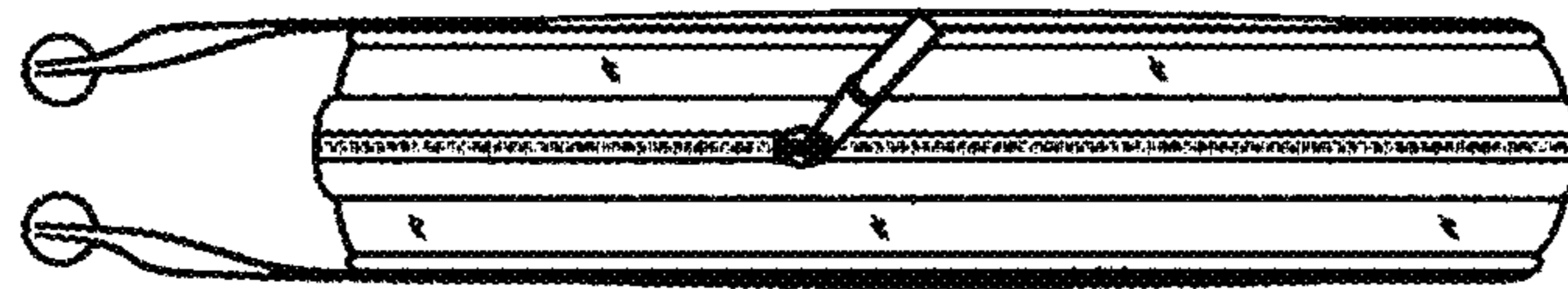


FIGURE 3

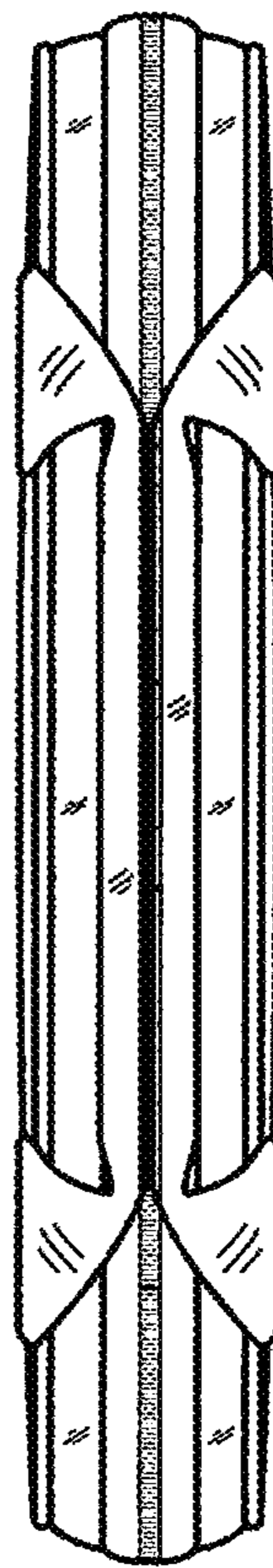


FIGURE 4

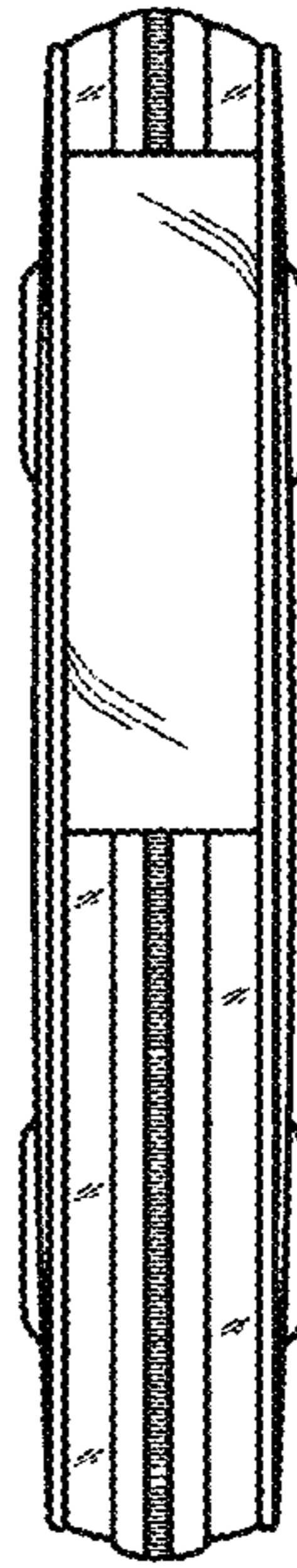


FIGURE 5