



US00D796192S

(12) **United States Design Patent** (10) **Patent No.:** **US D796,192 S**
Pactanac (45) **Date of Patent:** **** Sep. 5, 2017**

(54) **BAG**
(71) Applicant: **NIKE, Inc.**, Beaverton, OR (US)
(72) Inventor: **Pierre Pactanac**, Beaverton, OR (US)
(73) Assignee: **NIKE, Inc.**, Beaverton, OR (US)
(**) Term: **15 Years**

D582,156 S * 12/2008 Gonzalez D3/245
D603,164 S * 11/2009 Meier D3/289
D642,380 S * 8/2011 Yun D3/232
D682,548 S * 5/2013 Du D3/256
9,387,956 B1 * 7/2016 Hirshberg B65D 33/06
2002/0148741 A1 * 10/2002 Stobbs A45C 3/00
206/112
2006/0151345 A1 * 7/2006 Coffing A45C 5/00
206/315.1

(Continued)

(21) Appl. No.: **29/537,071**

OTHER PUBLICATIONS

(22) Filed: **Aug. 21, 2015**

Nike Hyperadapt Modular Golf Bag, posted at thehackersparadise.com, posting date Jun. 1, 2016, [online], [site visited Oct. 24, 2016]. Available from Internet, <URL: <http://www.thehackersparadise.com/nike-hyperadapt-modular-golf-bag/>>.*

(51) **LOC (10) Cl.** **03-01**

(52) **U.S. Cl.**
USPC **D3/254**

(58) **Field of Classification Search**
USPC D3/213–217, 221, 222, 229–234, 239,
D3/242–246, 254, 255, 256, 260, 261,
D3/262, 278, 283, 289, 295, 318, 324,
D3/902, 904
CPC A45C 1/00; A45C 2003/007; A45C
2007/004; A45C 3/08; A45C 3/10; A45C
5/00; A45C 5/03; A45C 7/00; A45C 9/00;
A45C 11/20; A45C 13/008
See application file for complete search history.

Primary Examiner — Susan E Krakower
Assistant Examiner — Lisa A Grabenstetter
(74) *Attorney, Agent, or Firm* — Banner & Witcoff, Ltd.

(57) **CLAIM**

The ornamental design for a bag, as shown and described.

DESCRIPTION

FIG. 1 is a front perspective view of a bag showing my new design;
FIG. 2 is a front view thereof;
FIG. 3 is a rear view thereof;
FIG. 4 is a side view thereof;
FIG. 5 is a second side view thereof;
FIG. 6 is a top view thereof; and,
FIG. 7 is a bottom view thereof.

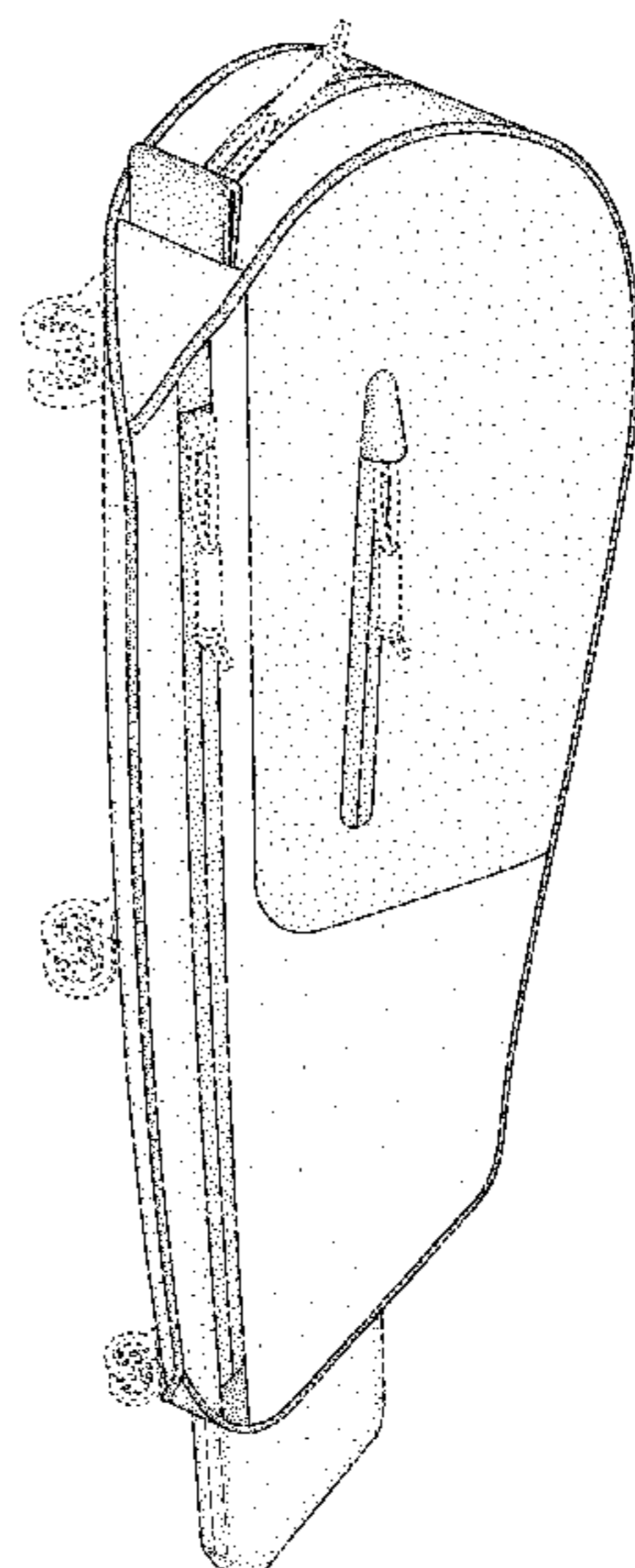
The broken lines on the surface of the bag represent the bounds of the claimed design. The clips and zipper pulls shown in broken lines are environmental features that form no part of the claimed design. The broken lines and unshaded regions bounded by broken lines form no part of the claimed design.

1 Claim, 5 Drawing Sheets

(56) **References Cited**

U.S. PATENT DOCUMENTS

D352,167 S * 11/1994 Sheppard, Jr. D3/255
D363,599 S * 10/1995 Gaffin D3/245
D425,698 S * 5/2000 Paul D3/216
D434,900 S * 12/2000 Spence, Jr. D3/276
D471,355 S * 3/2003 Sanderson D3/255
D474,337 S * 5/2003 Boardman D3/255
D489,527 S * 5/2004 Izen D3/204
D520,235 S * 5/2006 Blaschke D3/262
D527,177 S * 8/2006 Pillet D3/246
D528,296 S * 9/2006 Quinnan D3/254
D532,971 S * 12/2006 Sides D3/262
D554,858 S * 11/2007 Malloy D3/254
D571,104 S * 6/2008 Lyons D3/318



(56)

References Cited

U.S. PATENT DOCUMENTS

2006/0289584 A1* 12/2006 Lu A45C 7/009
224/605
2007/0164070 A1* 7/2007 Bevier A63B 71/0045
224/643
2009/0255770 A1* 10/2009 Slater A45C 9/00
190/1
2011/0083933 A1* 4/2011 Engel A45C 7/0077
190/18 A

* cited by examiner

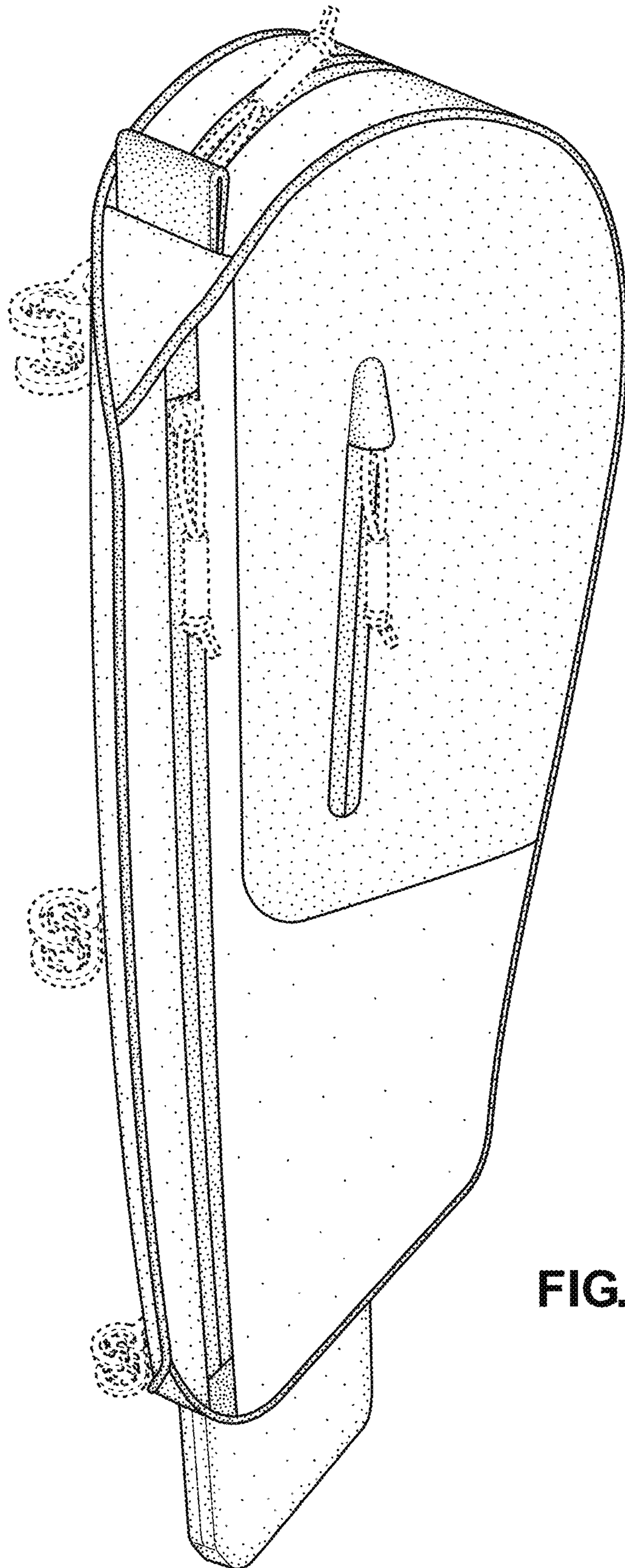


FIG. 1

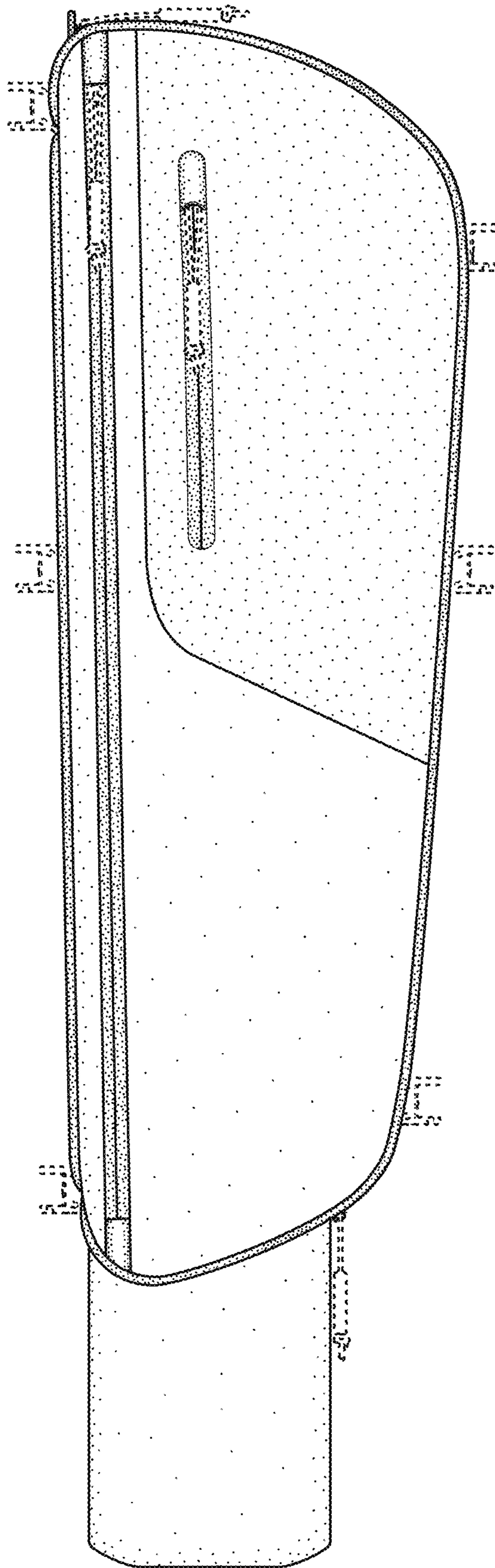


FIG. 2

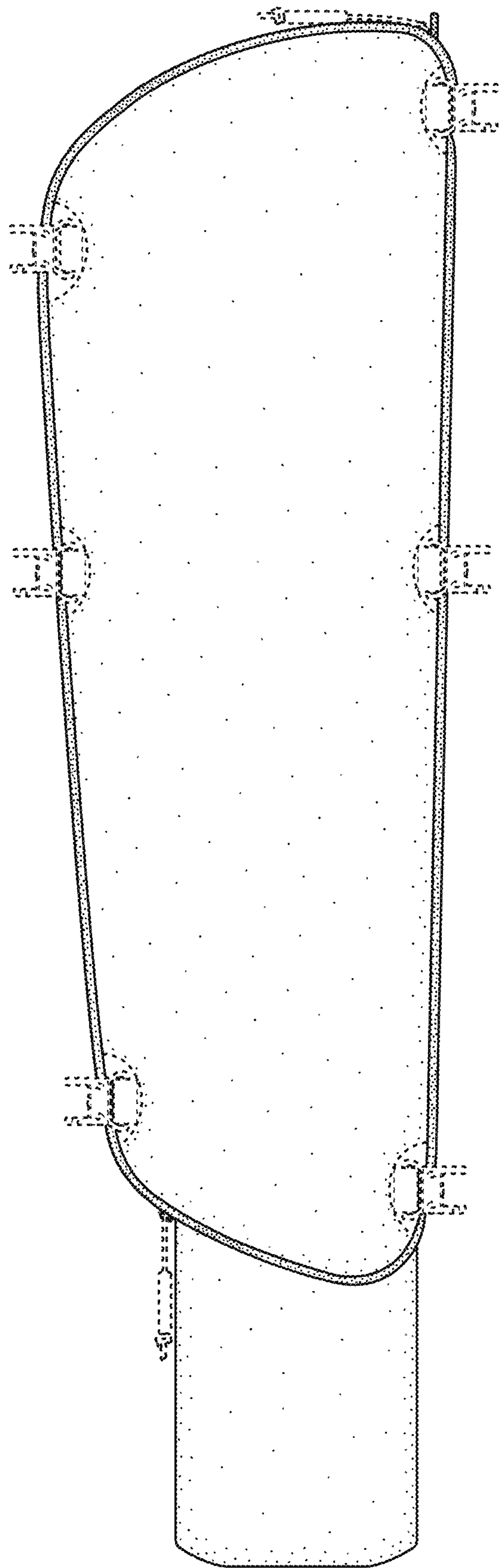


FIG. 3

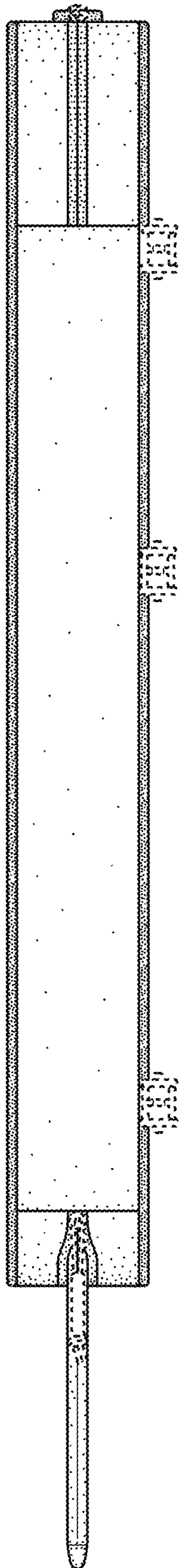


FIG. 4

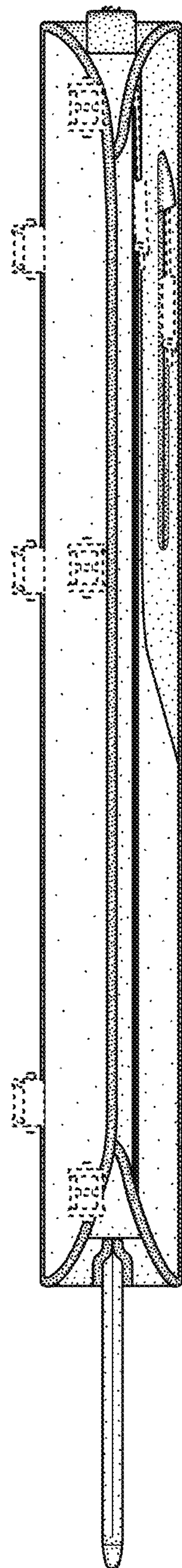


FIG. 5

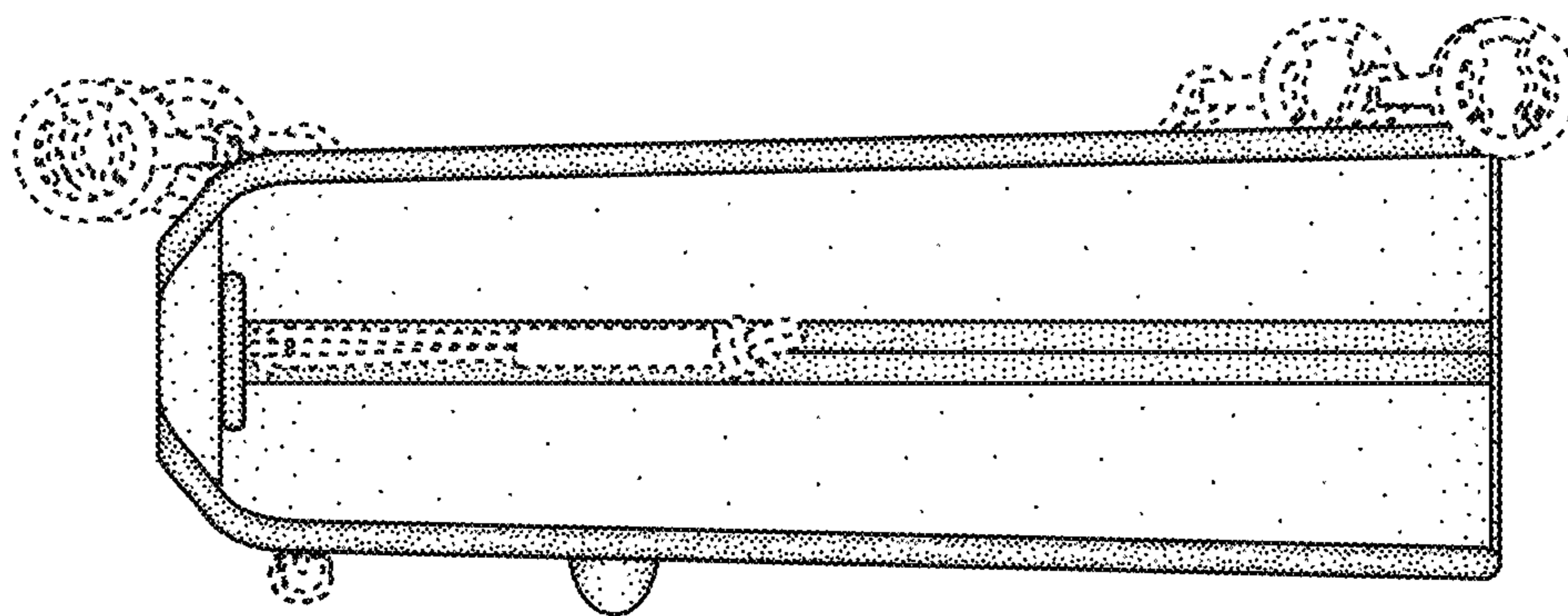


FIG. 6

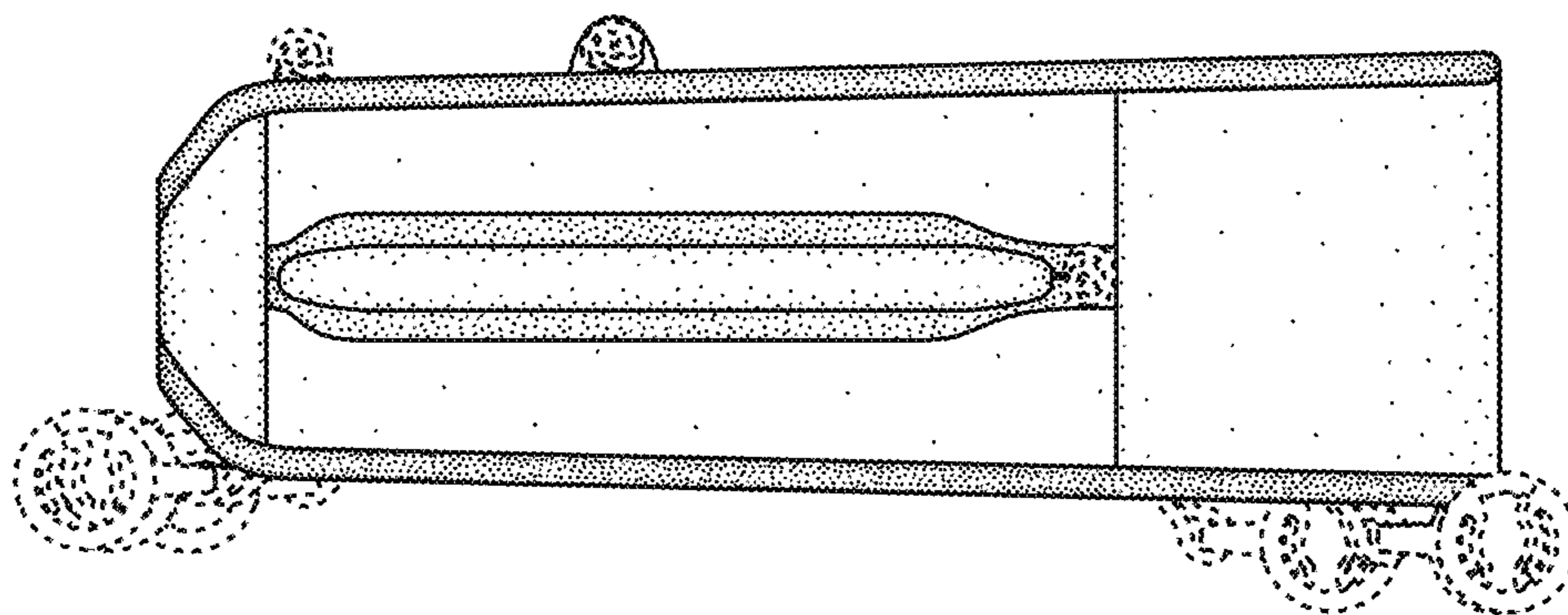


FIG. 7