



US00D796178S

(12) **United States Design Patent** (10) **Patent No.:** **US D796,178 S**
Hatfield (45) **Date of Patent:** **** Sep. 5, 2017**

(54) **SHOE UPPER**

(71) Applicant: **NIKE, Inc.**, Beaverton, OR (US)

(72) Inventor: **Tinker L. Hatfield**, Portland, OR (US)

(73) Assignee: **NIKE, Inc.**, Beaverton, OR (US)

(**) Term: **15 Years**

(21) Appl. No.: **29/551,177**

(22) Filed: **Jan. 11, 2016**

(51) **LOC (10) Cl.** **02-04**

(52) **U.S. Cl.**
USPC **D2/972**

(58) **Field of Classification Search**
USPC D2/902, 907, 909-912, 915, 923-927,
D2/929-930, 939, 942-946, 964-965,
D2/969, 971-975, 977-978; 36/3 B,
36/22 R, 24.5, 25 R, 28, 32 R, 34 R,
36/59 C, 67 A, 103; D11/79, 218, 231,
D11/234
CPC A43B 1/04; A43B 3/0078; A43B 3/06;
A43B 3/10; A43B 3/12; A43B 3/126;
A43B 3/24; A43B 5/00; A43B 5/04;
A43B 5/06; A43B 5/10; A43B 9/00;
A43B 11/00; A43B 23/00; A43B
23/0205; A43B 23/0245; A43B 23/025;
A43B 23/04; A43B 23/24; A43B 23/25;
A43B 23/26

See application file for complete search history.

(56) **References Cited**

U.S. PATENT DOCUMENTS

D31,023 S *	6/1899	Olmsted	D2/920
D123,605 S *	11/1940	Slavin	D2/920
D139,619 S *	12/1944	Schreiber	D2/920
D171,597 S *	3/1954	Hayden	D2/920
D300,783 S *	4/1989	Brown	D2/972
D322,880 S *	1/1992	Smith, III	D2/969

D347,518 S *	6/1994	Stewart	D2/920
D380,597 S *	7/1997	Brooks	D2/944
D399,283 S *	10/1998	Rench	D2/904
D411,757 S *	7/1999	Rench	D2/904
D504,762 S *	5/2005	Matis	D2/969
D575,043 S *	8/2008	Hatfield	D2/969
D605,843 S *	12/2009	Andersen	D2/969

(Continued)

OTHER PUBLICATIONS

The Ultimate Jordans Presenting MTM [online], [retrieved Dec. 1, 2016], Retrieved from Internet < <http://news.nike.com/news/the-ultimate-jordans-presenting-mtm>; 11 color sheets, Jun. 11, 2015.

(Continued)

Primary Examiner — Sandra Snapp
Assistant Examiner — Katherine Glennon
(74) *Attorney, Agent, or Firm* — Banner & Witcoff, Ltd.

(57) **CLAIM**

The ornamental design for a shoe upper, as shown and described.

DESCRIPTION

FIG. 1 is a front perspective view of a shoe upper showing my new design;
FIG. 2 is a side view thereof;
FIG. 3 is a rear perspective view thereof;
FIG. 4 is a front perspective view of a shoe upper showing an alternative embodiment of my new design having an ankle collar with a knitted appearance;
FIG. 5 is a side view thereof; and,
FIG. 6 is a rear perspective thereof.
The broken lines immediately adjacent to the shaded area represent unclaimed boundaries of the design. The broken lines within the shaded areas show an eyelet and a portion of the side panel that form no part of the claimed design. The broken lines showing the remainder of the shoe illustrate the article and form no part of the claimed design.

1 Claim, 6 Drawing Sheets



(56)

References Cited

U.S. PATENT DOCUMENTS

D699,934 S * 2/2014 Hatfield D2/972
D699,935 S * 2/2014 Hatfield D2/972
D701,035 S * 3/2014 Hatfield D2/972
D712,647 S * 9/2014 Portzline D2/969
D770,161 S * 11/2016 Lok D2/973

OTHER PUBLICATIONS

Jordan Brand Unveils Melo M12 [online], [retrieved Dec. 1, 2016], Retrieved from Internet < <http://news.nike.com/news/jordan-brand-unveils-melo-m12>>; 6 color sheets, Dec. 4, 2015.

Nike Jordan CP3 VIII AE, [retrieved Dec. 1, 2016], 1 color sheet, Date unknown but at least as early as Jan. 11, 2016.

Sophisticated Simplicity Unveiling the Kobe X, Kobe Bryant's Tenth Signature Shoe [online], [retrieved Dec. 1, 2016], Retrieved from Internet < <http://news.nike.com/news/sophisticated-simplicity-unveiling-the-kobe-x-kobe-bryant-s-tenth-signature-shoe> >; 12 color sheets, Jan. 31, 2015.

* cited by examiner

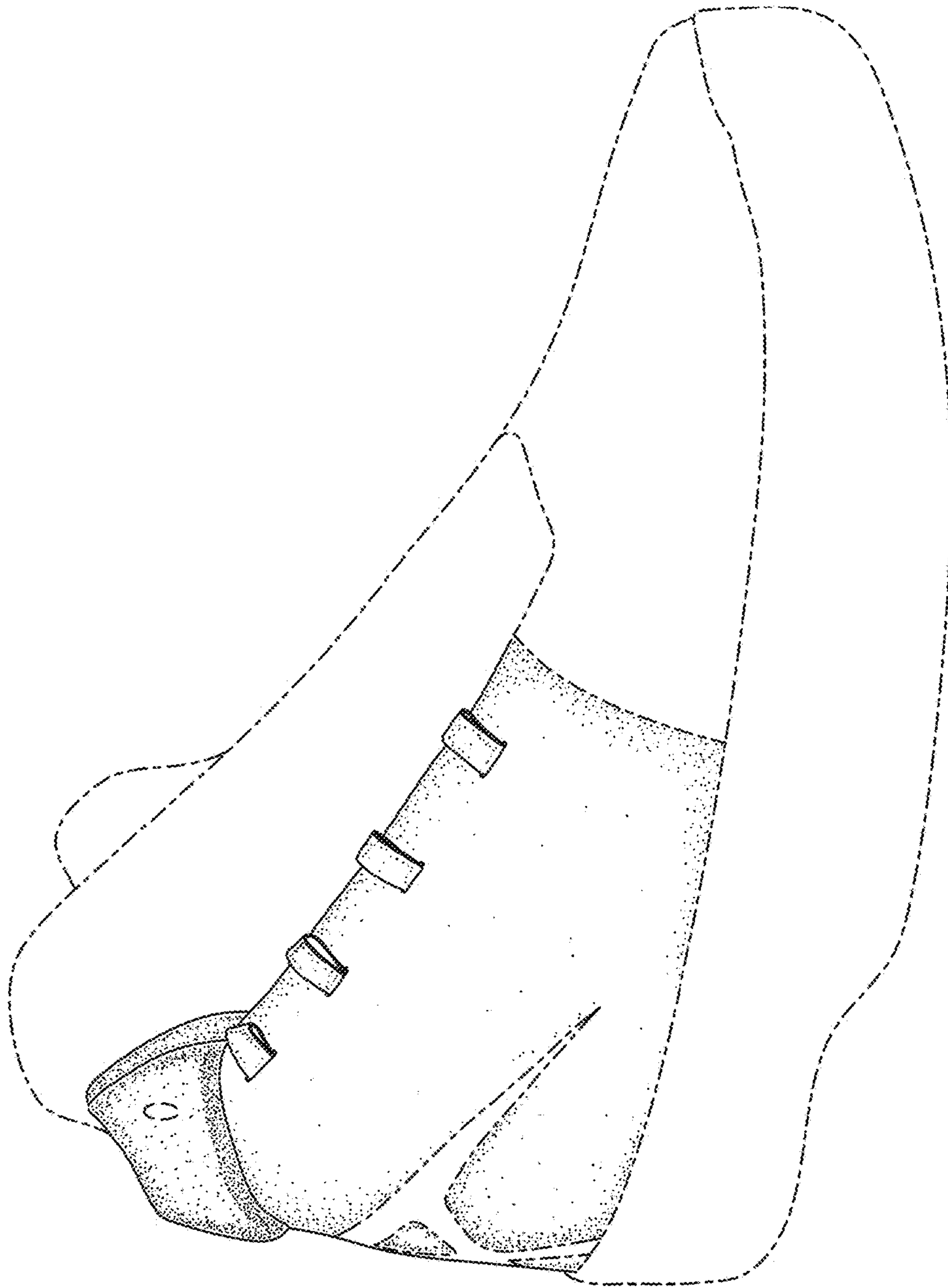


FIG. 1

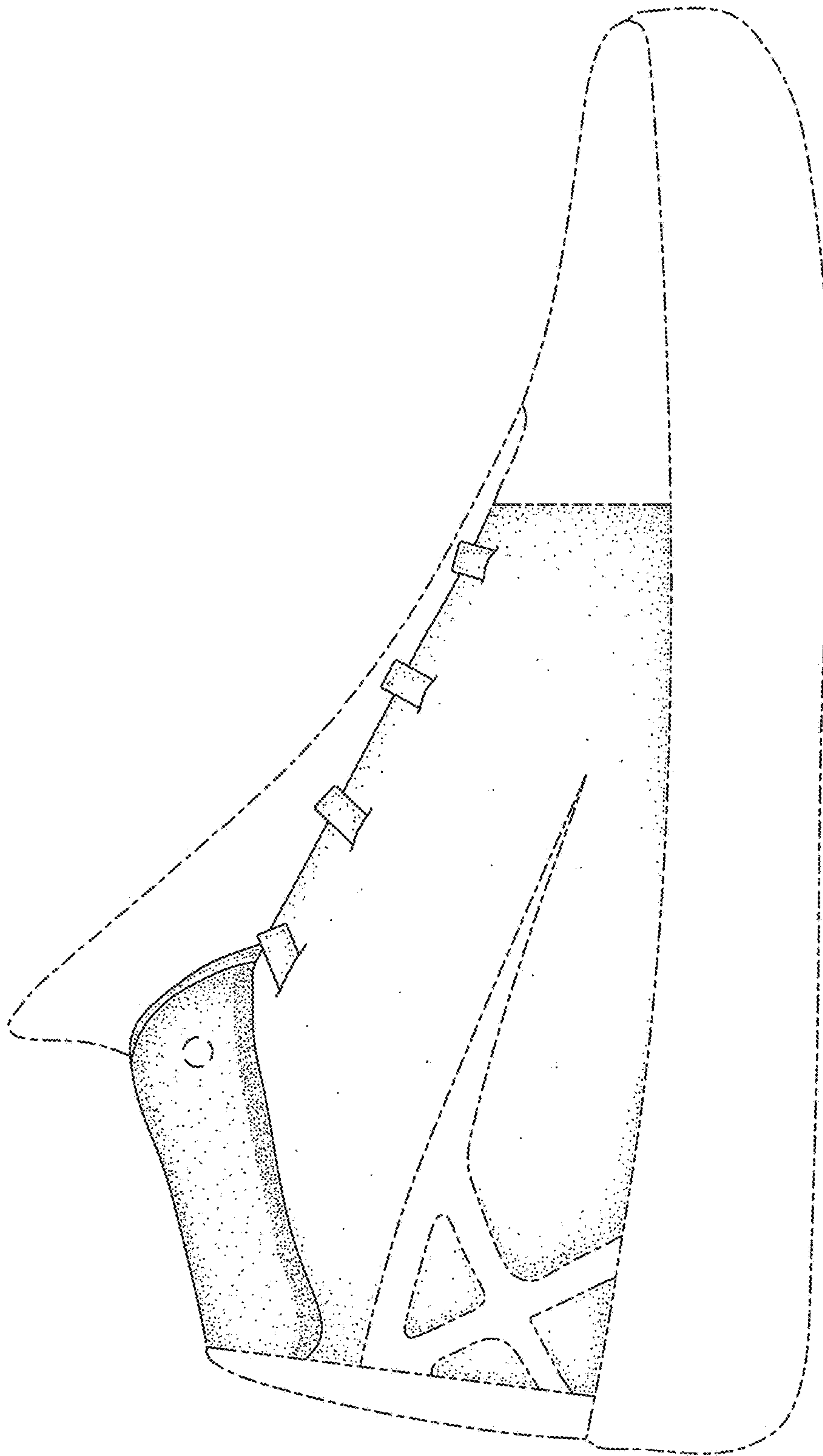


FIG. 2

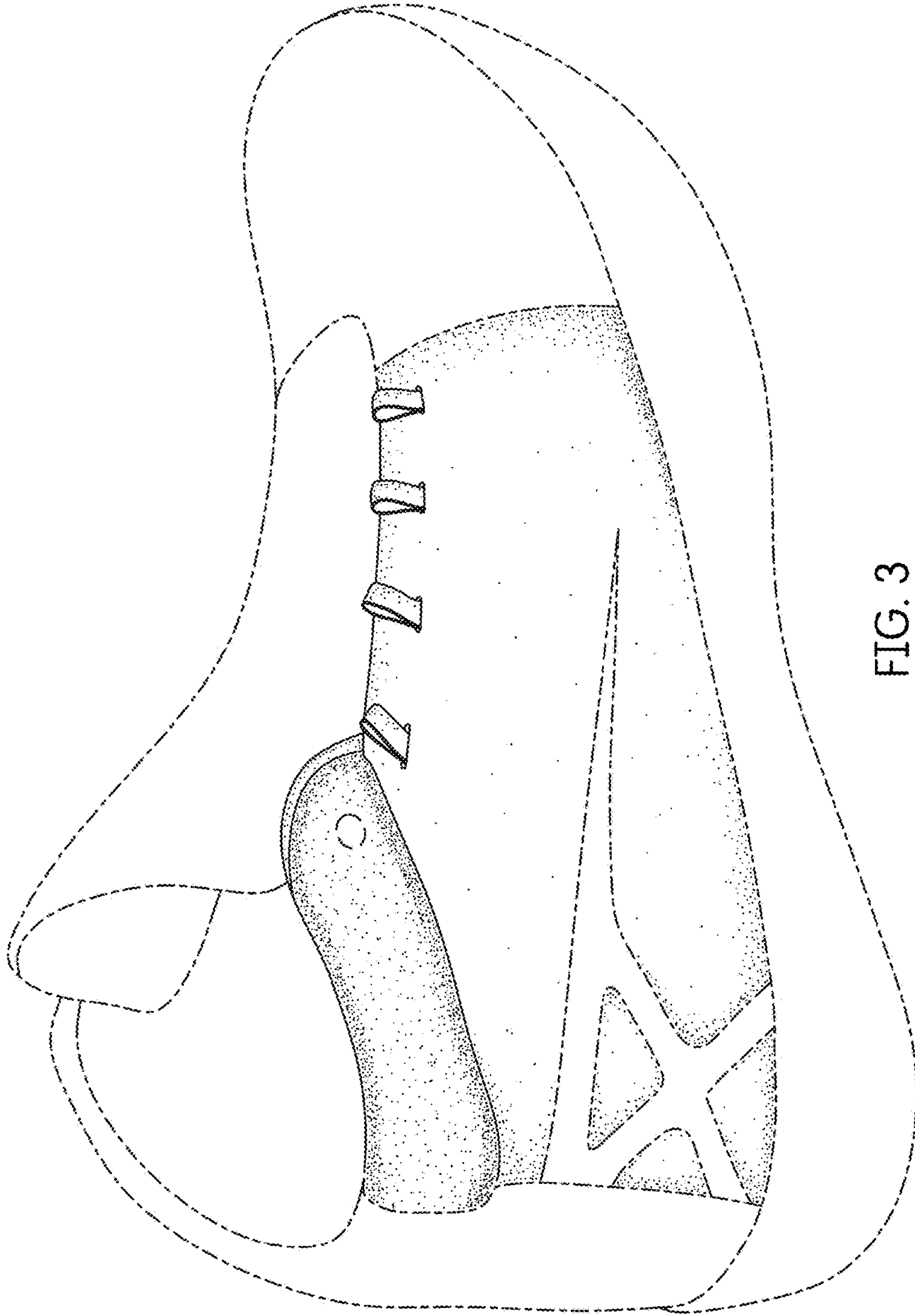


FIG. 3

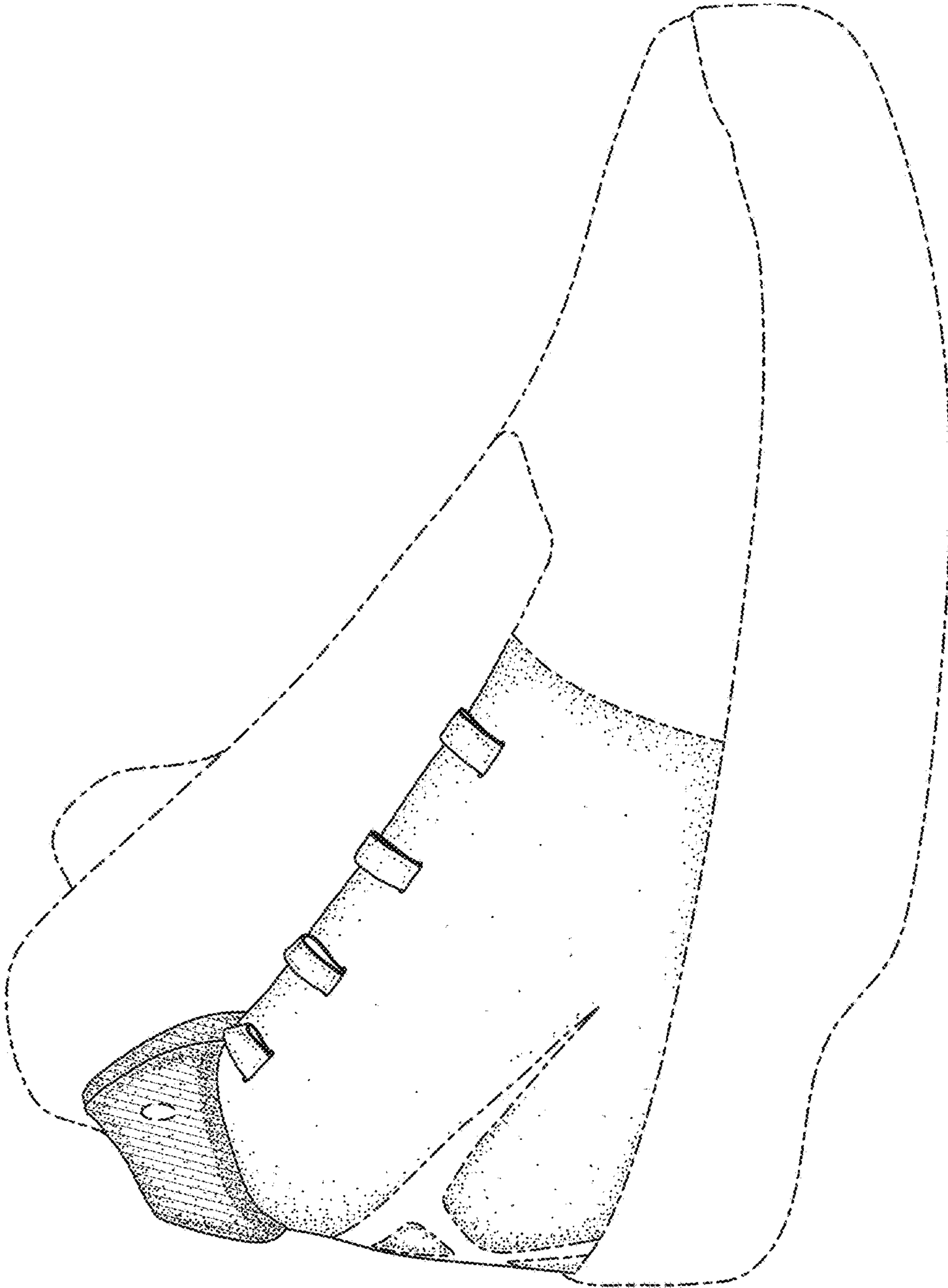


FIG. 4

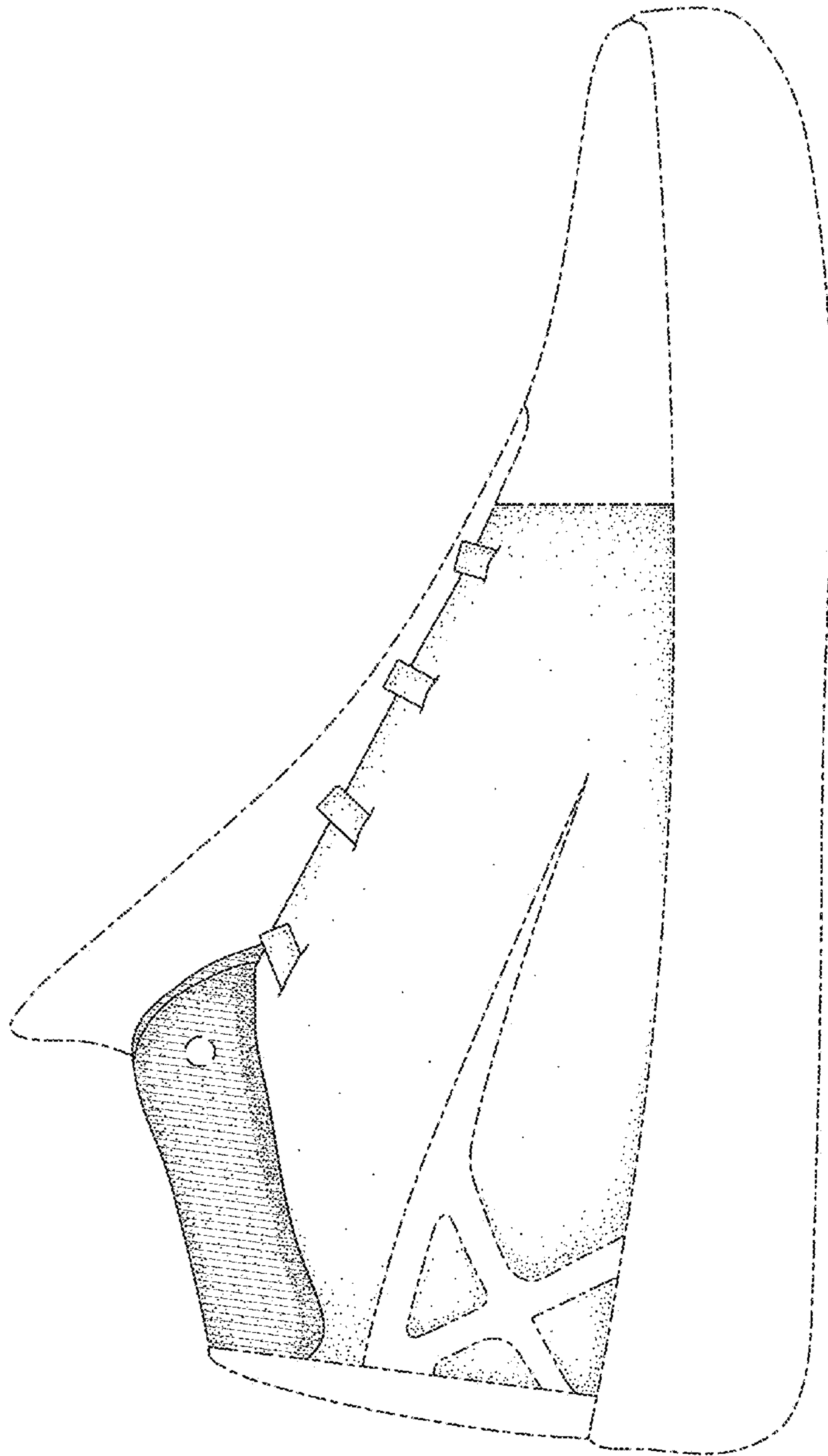


FIG. 5

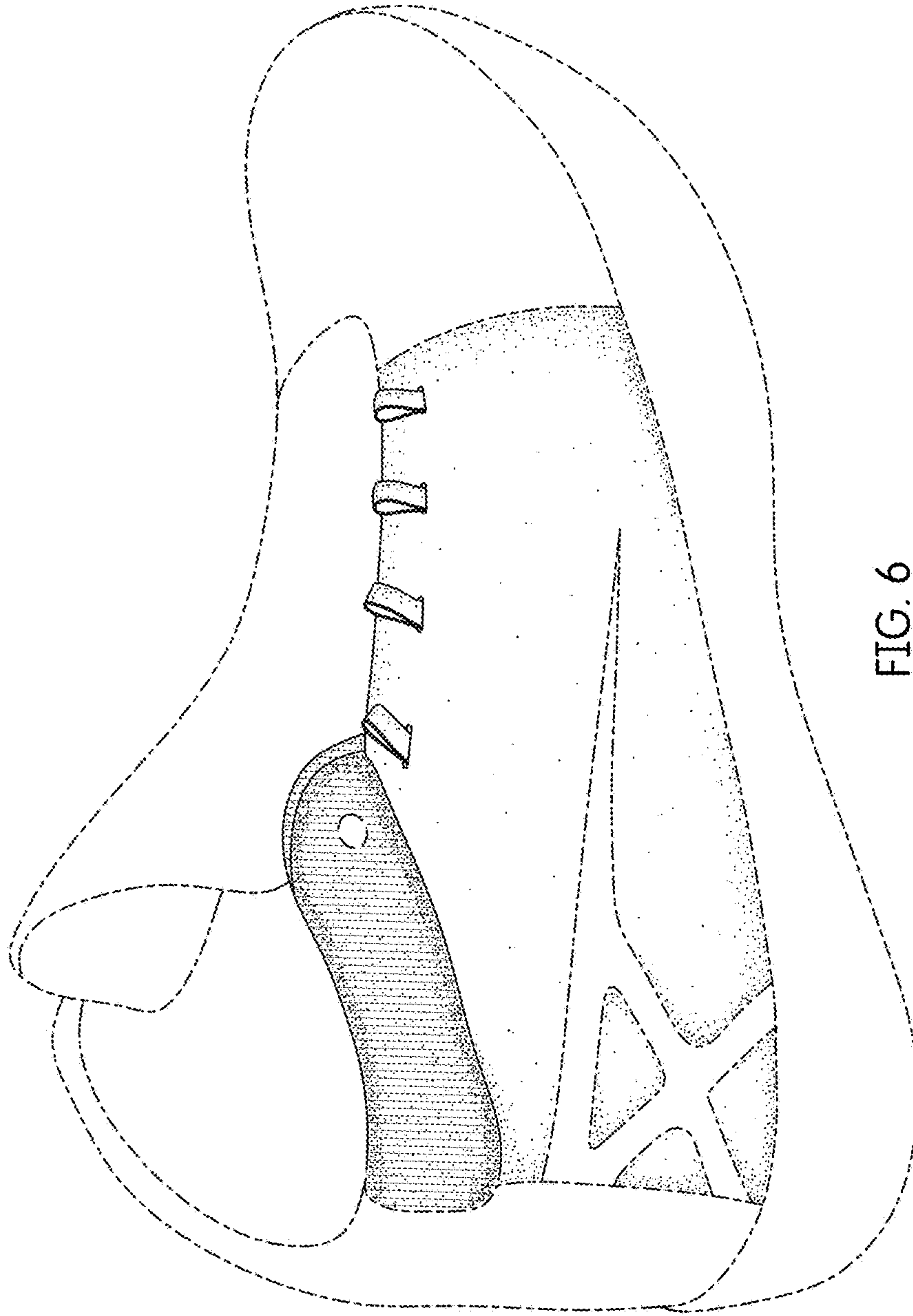


FIG. 6