



US00D796176S

(12) **United States Design Patent** (10) **Patent No.:** **US D796,176 S**
Raysse (45) **Date of Patent:** **** Sep. 5, 2017**

- (54) **SHOE UPPER**
- (71) Applicant: **Skechers U.S.A., Inc. II**, Manhattan Beach, CA (US)
- (72) Inventor: **David Raysse**, Los Angeles, CA (US)
- (73) Assignee: **SKECHERS U.S.A., INC. II**, Manhattan Beach, CA (US)
- (**) Term: **15 Years**
- (21) Appl. No.: **29/590,472**
- (22) Filed: **Jan. 10, 2017**
- (51) **LOC (10) Cl.** **02-99**
- (52) **U.S. Cl.**
USPC **D2/969**
- (58) **Field of Classification Search**
USPC D2/902, 903, 906-908, 916, 944, 969, D2/971-974; D5/47, 49, 54
CPC ... A43B 13/181; A43B 13/141; A43B 13/186; A43B 13/188; A43B 23/00; A43B 23/02; A43B 5/00; A43B 23/26; A43B 1/04; A43B 11/14; A43B 7/00; A43B 3/12
See application file for complete search history.

(56) **References Cited**

U.S. PATENT DOCUMENTS

D86,612 S	3/1932	Laird	
D385,996 S	11/1997	Tresser	
D391,049 S	2/1998	Stauffer	
D424,291 S	* 5/2000	Matis	D2/902
D425,692 S	* 5/2000	Matis	D2/903
D450,180 S	* 11/2001	Matis	D2/903
D457,296 S	5/2002	Burt	
D457,715 S	* 5/2002	Wilson	D2/916
D458,442 S	* 6/2002	Matis	D2/903
D458,443 S	* 6/2002	Matis	D2/908
D487,336 S	3/2004	Matis	
D489,522 S	* 5/2004	Benini	D2/969

D504,012 S	4/2005	Fullum	
D513,360 S	* 1/2006	Robbins	D2/969
D523,226 S	6/2006	Hudson	
D523,227 S	6/2006	Fullum	
D524,028 S	7/2006	Fullum	
D545,540 S	* 7/2007	Matis	D2/923
D545,544 S	* 7/2007	Matis	D2/923
D547,041 S	* 7/2007	Belley	D2/969
D564,185 S	3/2008	Cohen	
D605,386 S	12/2009	Cole	
D613,043 S	4/2010	Walton	
D649,767 S	12/2011	Petrie	
D651,391 S	1/2012	Mokos	
D654,255 S	2/2012	Amzallag	
D668,858 S	10/2012	Shaffer	
D685,169 S	* 7/2013	Lee	D2/923
D685,170 S	* 7/2013	Raysse	D2/923
D688,446 S	* 8/2013	Raysse	D2/923
D688,857 S	* 9/2013	Teng-Lee	D2/969

(Continued)

Primary Examiner — Dominic Simone

(74) *Attorney, Agent, or Firm* — Marshall A. Lerner; Marvin H. Kleinberg; Kleinberg & Lerner, LLP


(57) **CLAIM**

The ornamental design for a shoe upper, as shown and described.

DESCRIPTION

FIG. 1 is a perspective view of a shoe upper in accordance with my new design.
 FIG. 2 is a left side view thereof;
 FIG. 3 is a right side view thereof;
 FIG. 4 is a top plan view thereof;
 FIG. 5 is a bottom plan view thereof;
 FIG. 6 is a rear elevation view thereof; and,
 FIG. 7 is a front elevation view thereof.
 The broken lines showing the remainder of the shoe represent unclaimed subject matter only and form no part of the claimed invention.

1 Claim, 6 Drawing Sheets



(56)

References Cited

U.S. PATENT DOCUMENTS

D688,860 S	9/2013	Hrsak		D731,164 S	6/2015	Williams, Jr.	
D688,861 S	9/2013	Hrsak		D738,090 S	9/2015	Avar	
D689,681 S	9/2013	Dekovic		D744,223 S	12/2015	Kirschner	
D694,509 S	12/2013	Miner		D745,259 S	12/2015	Bell et al.	
D700,428 S	3/2014	Kuerbis		D745,771 S	12/2015	Cin	
D701,036 S	3/2014	Martin		D746,571 S	1/2016	Bell et al.	
D701,037 S	3/2014	Ho et al.		D746,572 S	1/2016	Bell et al.	
D702,931 S	* 4/2014	Raysse	D2/969	D747,089 S	1/2016	Bell et al.	
D703,936 S	5/2014	Seamarks		D750,881 S	3/2016	Hardman	
D705,530 S	* 5/2014	Teteriatnikov	D2/974	D752,329 S	3/2016	Kirschner	
D707,027 S	6/2014	Shaffer		D752,332 S	3/2016	Williams, Jr.	
D707,028 S	6/2014	Parker et al.		D759,364 S	6/2016	Toronjo	
D709,280 S	7/2014	Shaffer		D767,268 S	9/2016	Avar	
D716,039 S	10/2014	Mueller		D767,866 S	10/2016	Johnsongriffin	
D716,540 S	11/2014	Anceresi et al.		D767,867 S	10/2016	Johnsongriffin	
D722,224 S	2/2015	Williams, Jr.		D767,868 S	10/2016	Johnsongriffin	
D722,225 S	2/2015	Williams, Jr.		D769,600 S	10/2016	Avar	
D725,883 S	4/2015	Lucas		D769,602 S	10/2016	Mueller	
D725,895 S	4/2015	Cin		D769,603 S	10/2016	Mueller	
				D769,604 S	10/2016	Mueller	
				D772,547 S	* 11/2016	Raysse	D2/969
				D783,977 S	* 4/2017	Raysse	D2/969

* cited by examiner

FIG. 1

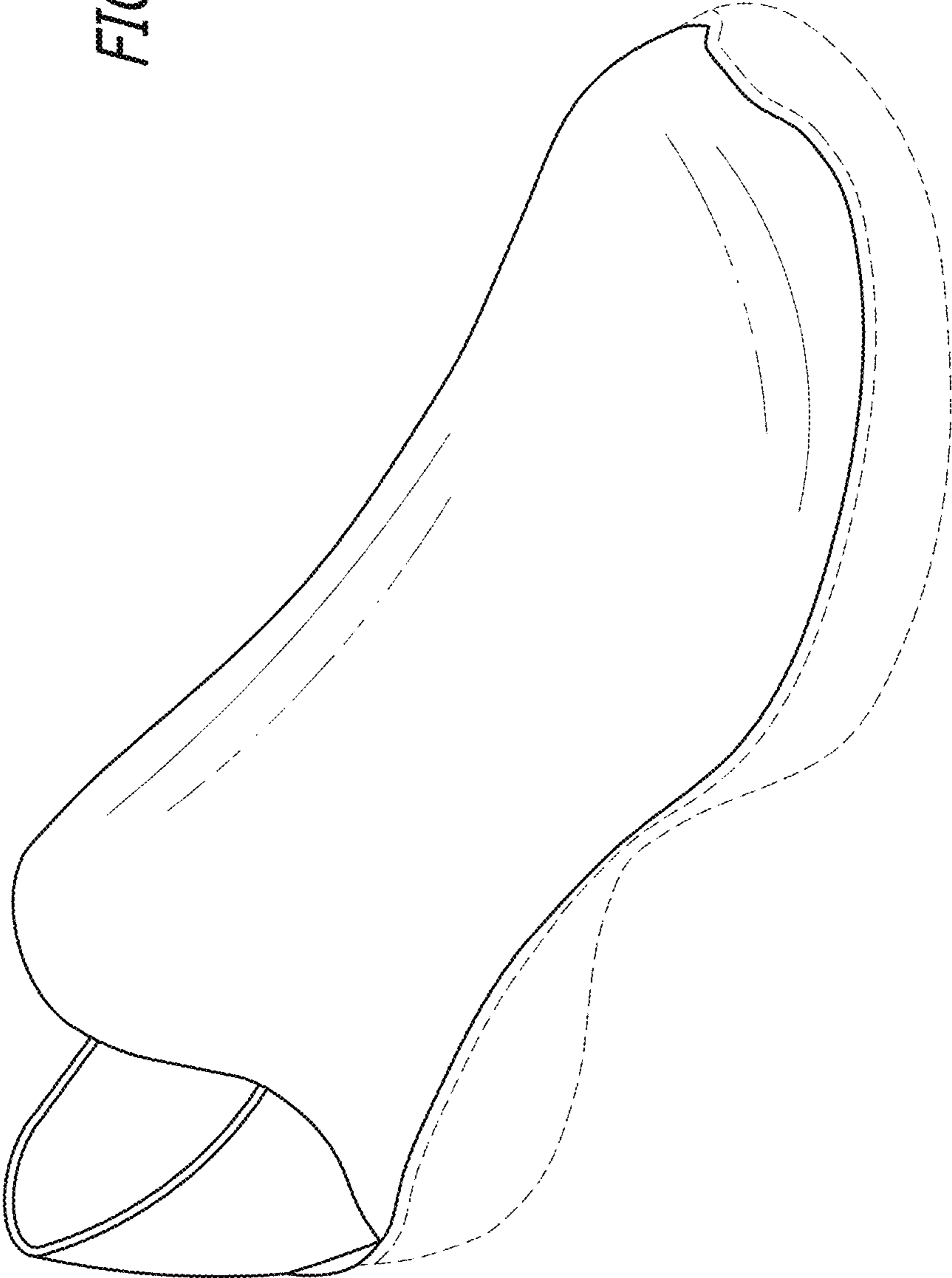
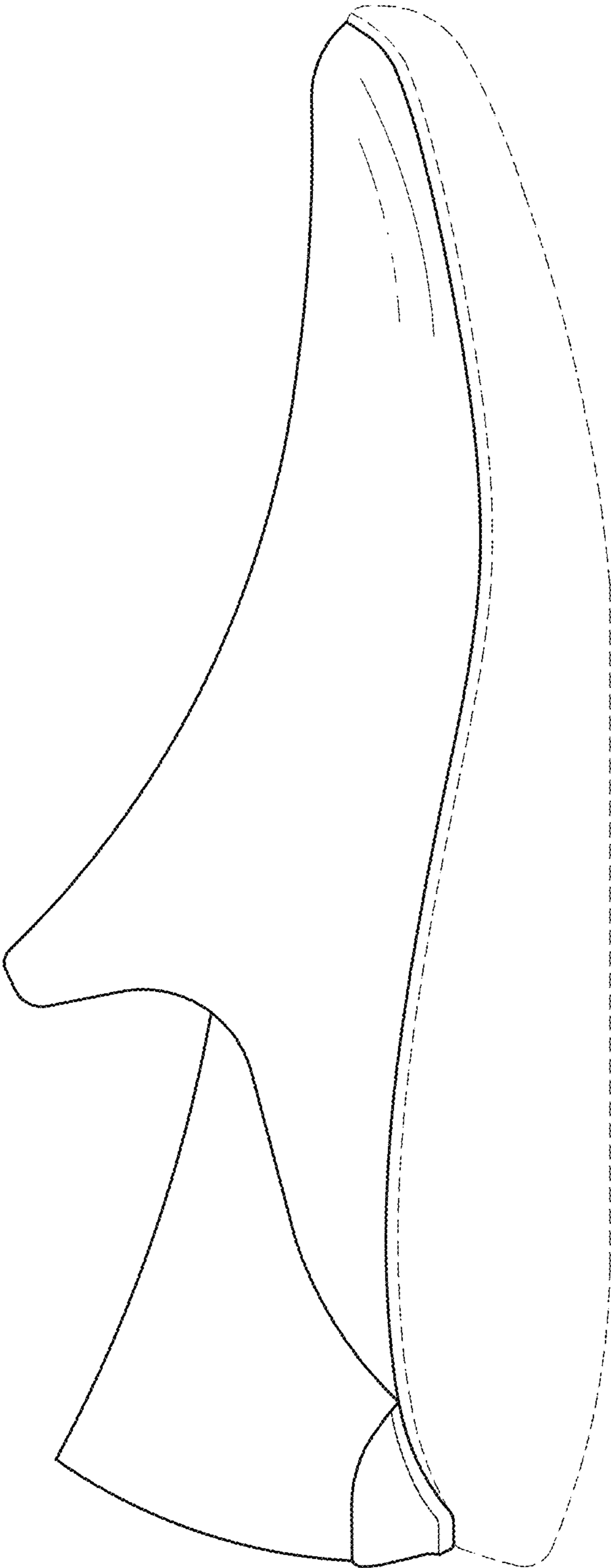


FIG. 2



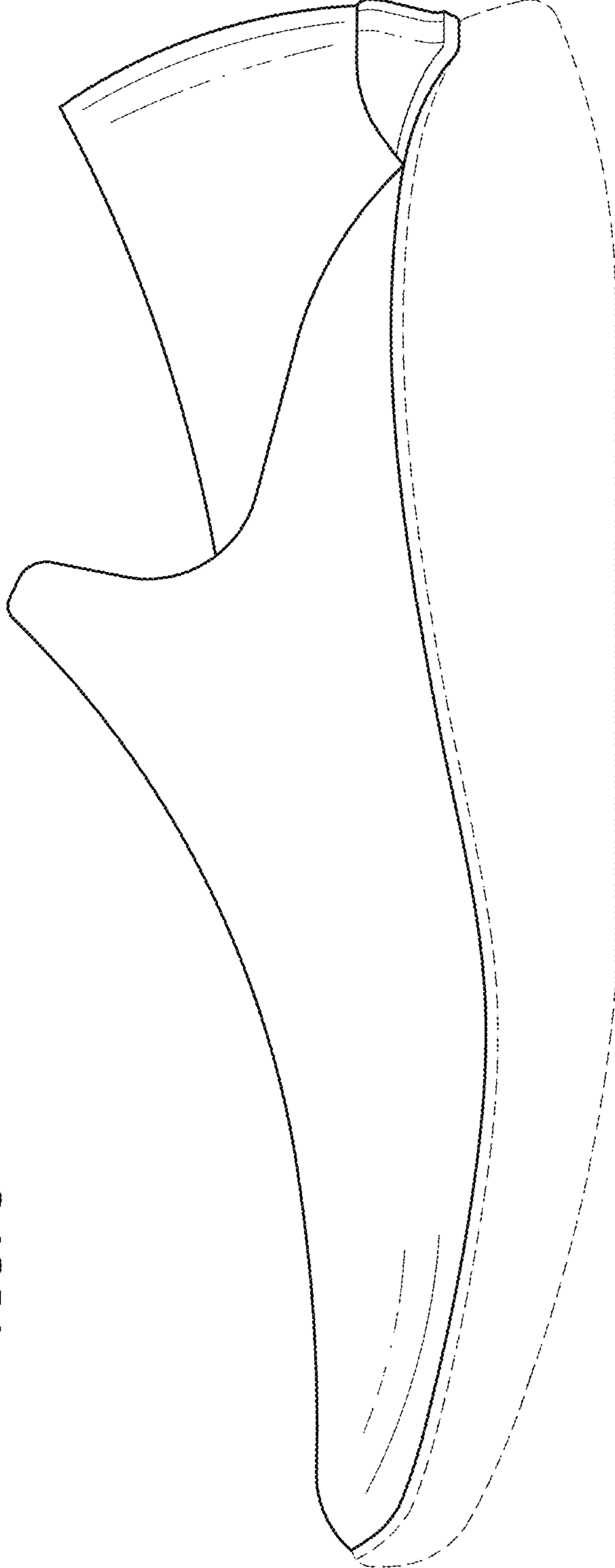


FIG. 3

FIG. 4

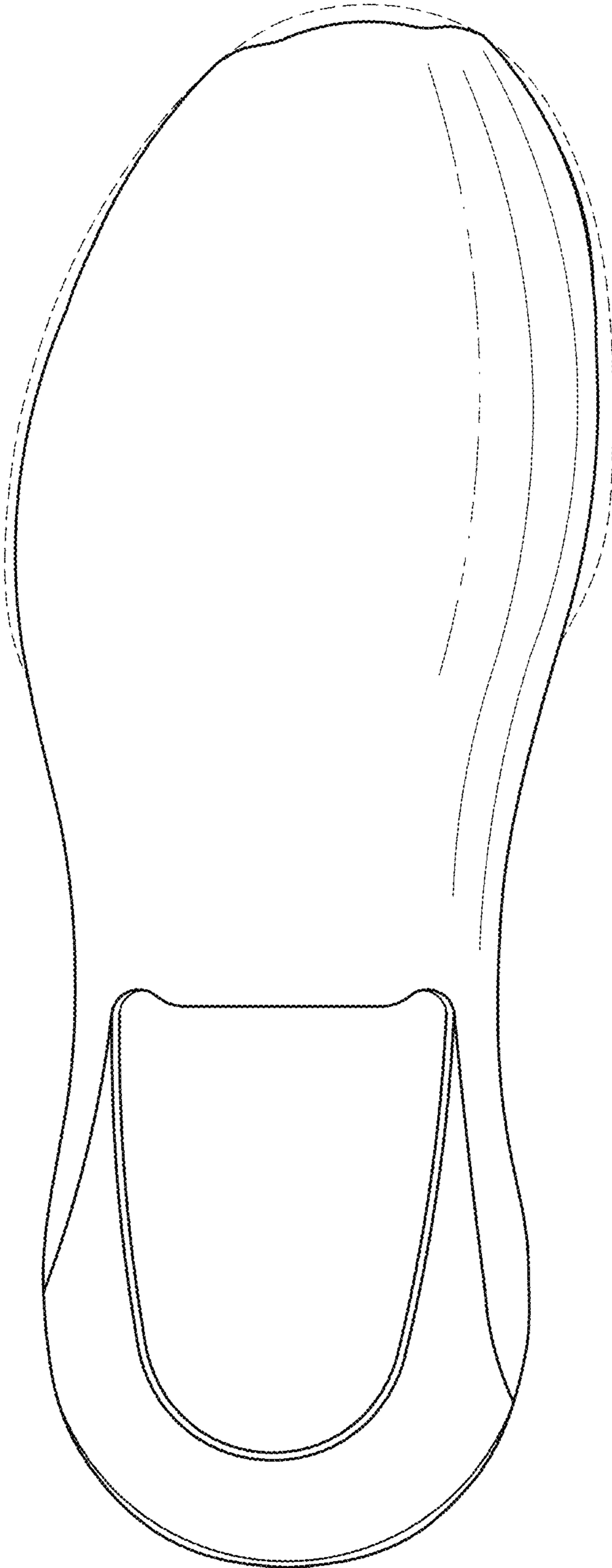


FIG. 5

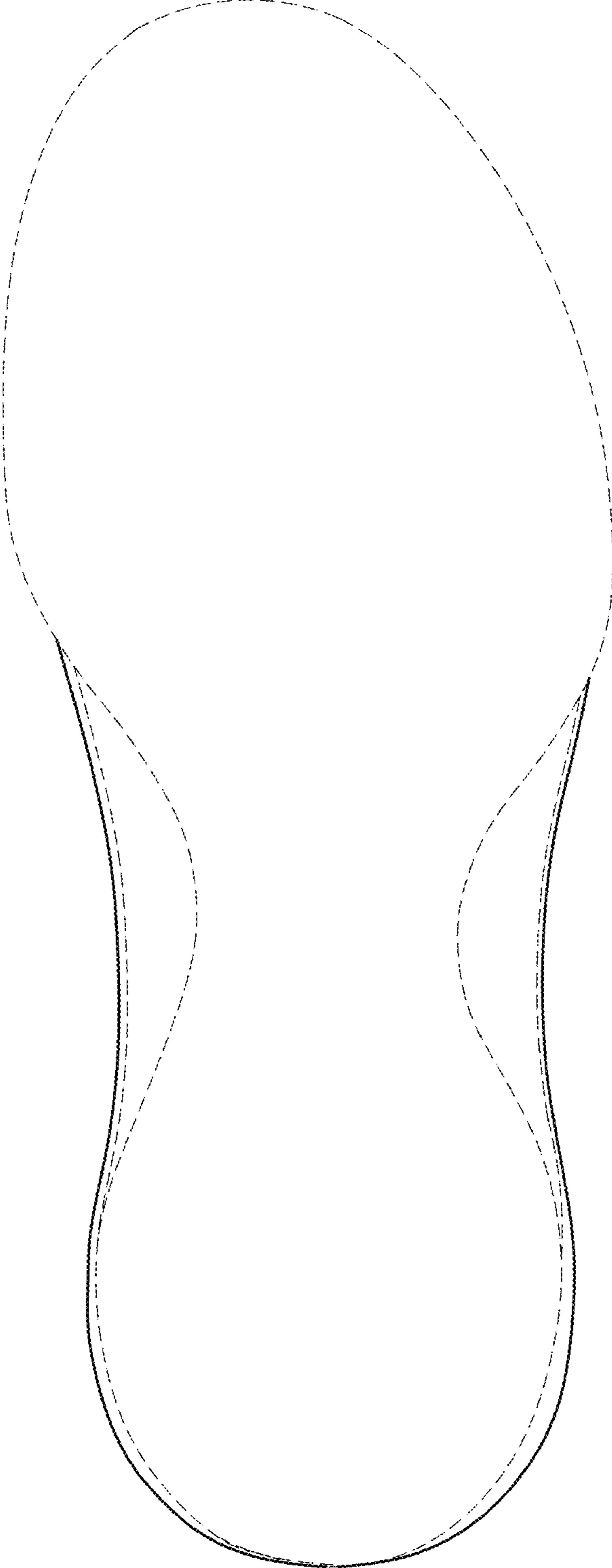


FIG. 7

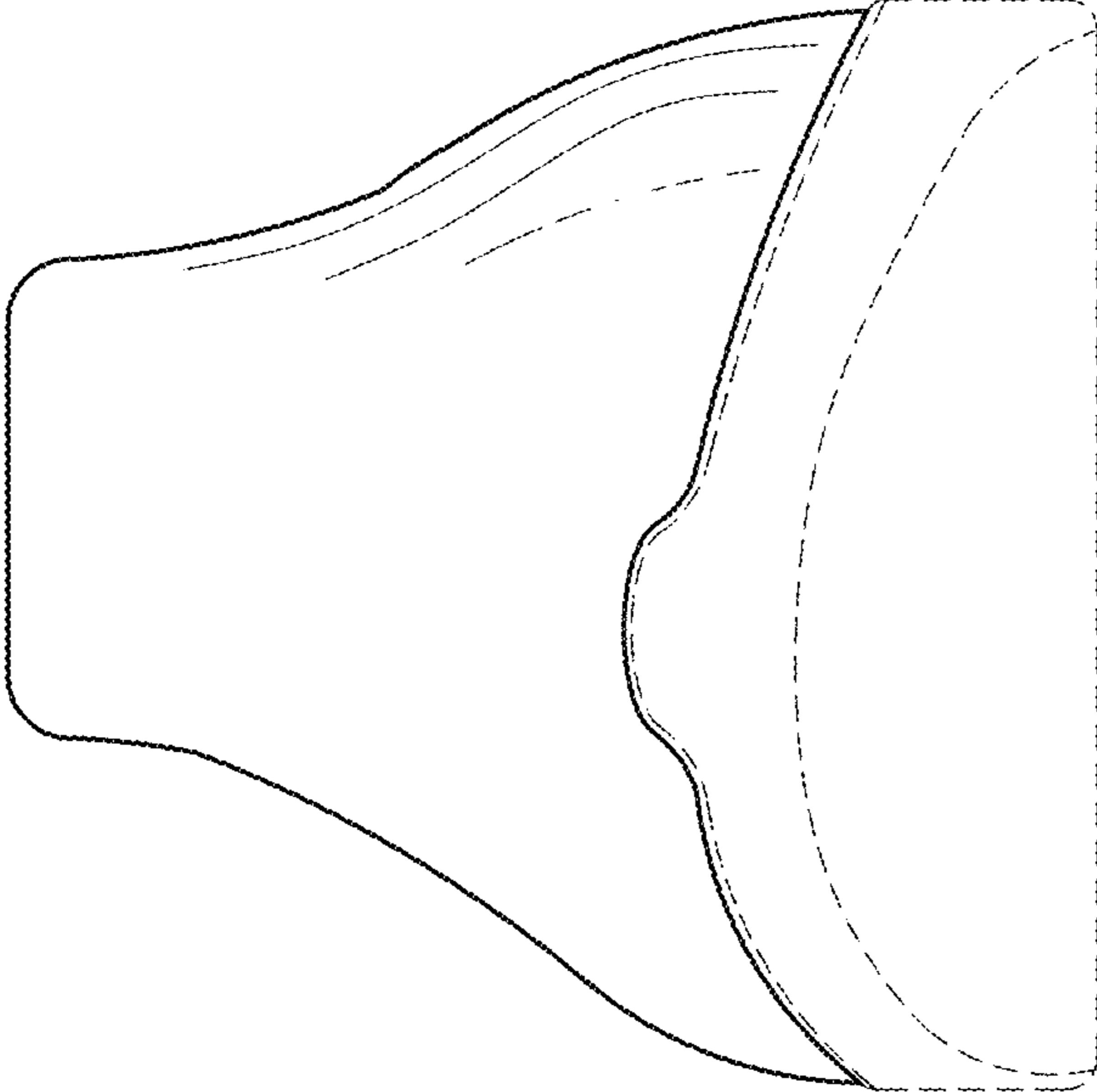


FIG. 6

