



US00D796171S

(12) **United States Design Patent** (10) **Patent No.:** **US D796,171 S**
Church (45) **Date of Patent:** **** Sep. 5, 2017**

(54) **PAIR OF SOLES**
(71) Applicant: **Chief Marks LLC**, Nashville, TN (US)
(72) Inventor: **Kenneth Eric Church**, Nashville, TN (US)
(73) Assignee: **Chief Marks LLC**, Nashville, TN (US)
(**) Term: **15 Years**
(21) Appl. No.: **29/531,966**
(22) Filed: **Jun. 30, 2015**
(51) **LOC (10) Cl.** **02-04**
(52) **U.S. Cl.**
USPC **D2/952; D2/951**
(58) **Field of Classification Search**
USPC D2/902, 906, 908, 916, 918, 925,
D2/946-962, 977; 36/3 B, 22 R, 24.5,
36/25 R, 28, 32 R, 34 R, 59 C, 67 A, 103
CPC A43B 13/00; A43B 13/02; A43B 13/023;
A43B 13/026; A43B 13/04; A43B 13/08;
A43B 13/10; A43B 13/12; A43B 13/14;
A43B 13/141; A43B 13/143; A43B
13/16; A43B 13/18; A43B 13/181; A43B
13/187; A43B 13/189; A43B 13/20; A43B
13/22; A43B 13/223; A43B 13/24; A43B
13/28; A43B 13/30; A43B 13/32; A43B
13/34; A43B 13/36
See application file for complete search history.

(56) **References Cited**
U.S. PATENT DOCUMENTS
1,003,576 A * 9/1911 Acker A43B 13/12
152/211
D319,332 S * 8/1991 Itzkowitz D2/910
D348,139 S * 6/1994 Mohr D2/897
D356,208 S * 3/1995 Parker D2/912
D361,423 S * 8/1995 Luque D2/910
D370,114 S * 5/1996 Vance D2/910

D372,576 S * 8/1996 Mills D2/951
D377,409 S * 1/1997 Flores D2/910
D407,195 S * 3/1999 Herndon D2/910
5,913,841 A * 6/1999 Lamont A43B 5/0415
602/27
D417,944 S * 12/1999 Merceron D2/951
5,996,251 A * 12/1999 LaDuca A43B 5/12
36/102
D433,557 S * 11/2000 Merceron D2/947
D434,207 S * 11/2000 Issler D2/951
D449,919 S * 11/2001 McClaskie D2/951
D494,346 S * 8/2004 Hawkins D2/951
D509,047 S * 9/2005 Hansen D2/947
D525,016 S * 7/2006 Feller D2/909
D530,066 S * 10/2006 Earle D2/951
D566,933 S * 4/2008 McClaskie D2/953
D569,085 S * 5/2008 Belley D2/952
D645,237 S * 9/2011 McClaskie D2/951
(Continued)

OTHER PUBLICATIONS

Photo of soles.
Primary Examiner — T. Chase Nelson
(74) *Attorney, Agent, or Firm* — Fross Zelnick Lehrman & Zissu, P.C.; Charles T.J. Weigell, Esq.

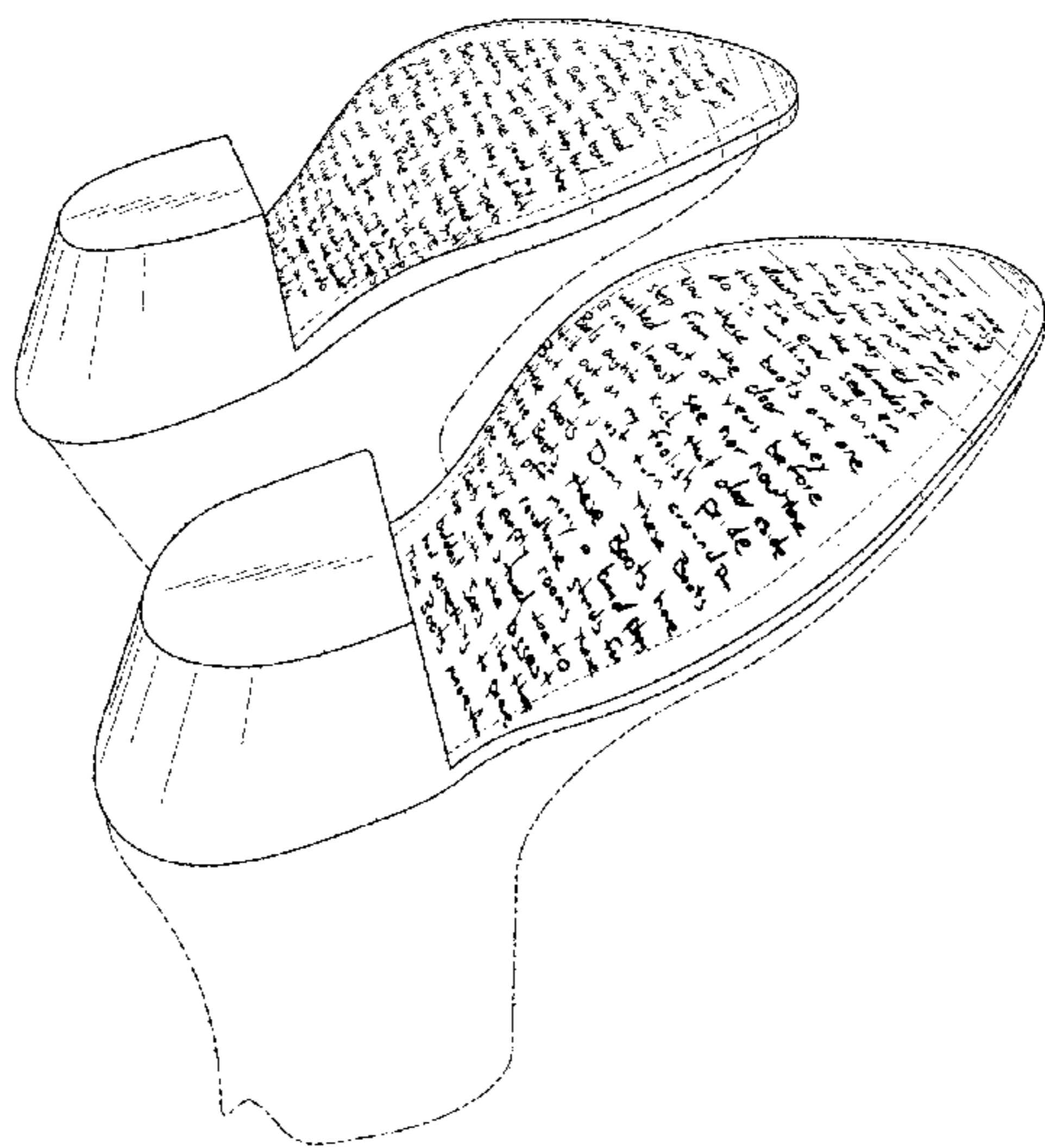
(57) **CLAIM**

The ornamental design for a pair of soles, as shown and described.

DESCRIPTION

FIG. 1 is a bottom perspective view of a pair of soles showing the new design; FIG. 2 is a front side view thereof; and, FIG. 3 is a bottom side view thereof. The dotted line around the wording shows stitching and remains part of the claimed design. The broken line showing of the upper portion of the pair of soles shows unclaimed subject matter for the design in those drawings.

1 Claim, 3 Drawing Sheets



(56)

References Cited

U.S. PATENT DOCUMENTS

D649,340	S	*	11/2011	Plekker	D2/976
D655,484	S	*	3/2012	Ebron	D2/897
D656,719	S	*	4/2012	Morris	D2/948
D657,942	S	*	4/2012	Wolff	D2/910
D663,515	S	*	7/2012	McClaskie	D2/951
D670,490	S	*	11/2012	McClaskie	D2/951
D706,523	S	*	6/2014	Acosta-Cazaubon	D2/948
D734,007	S	*	7/2015	Osiol	D2/948
D762,954	S	*	8/2016	Slimane	D2/897
D763,561	S	*	8/2016	Norwood	D2/951

* cited by examiner

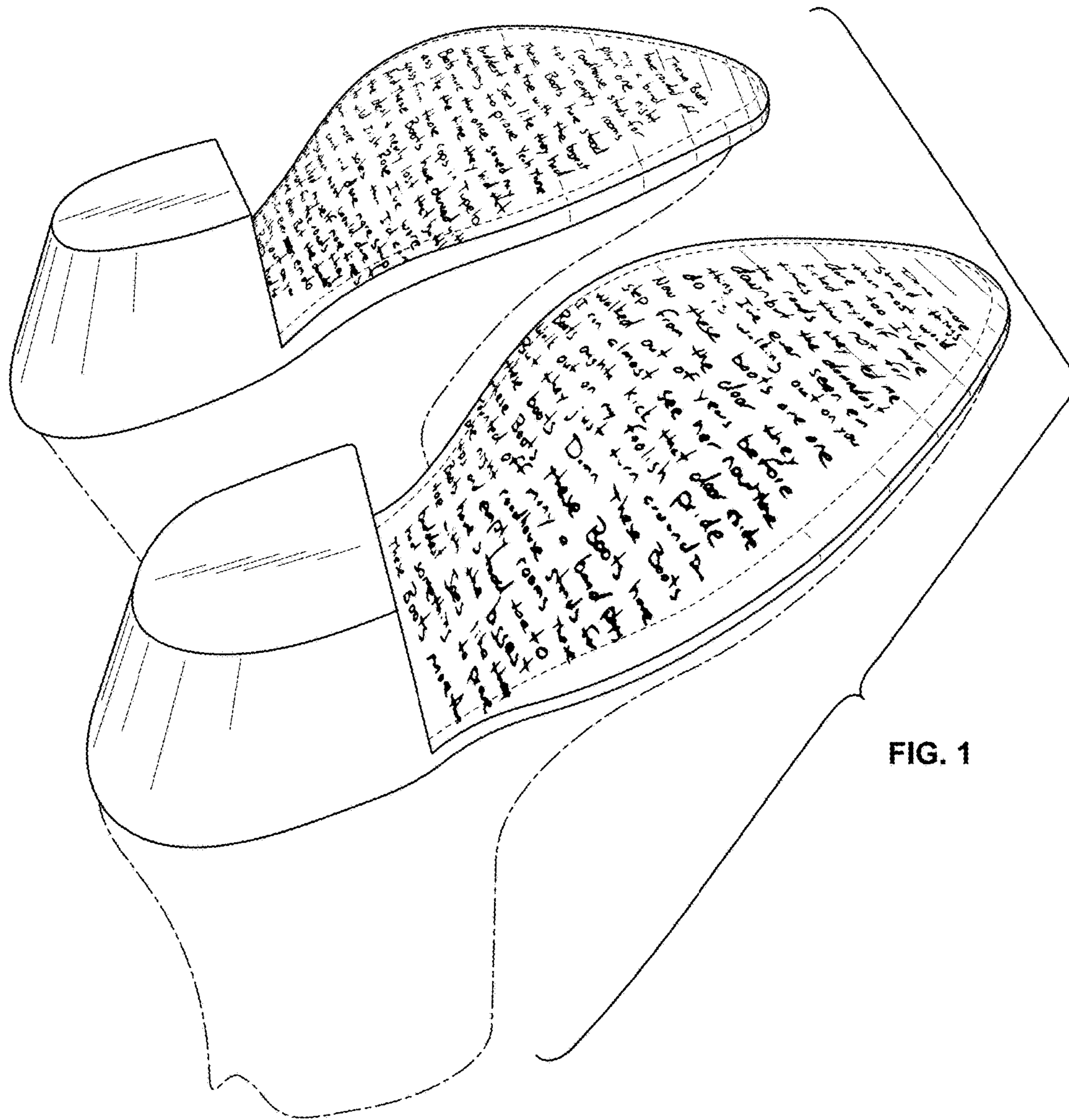


FIG. 1

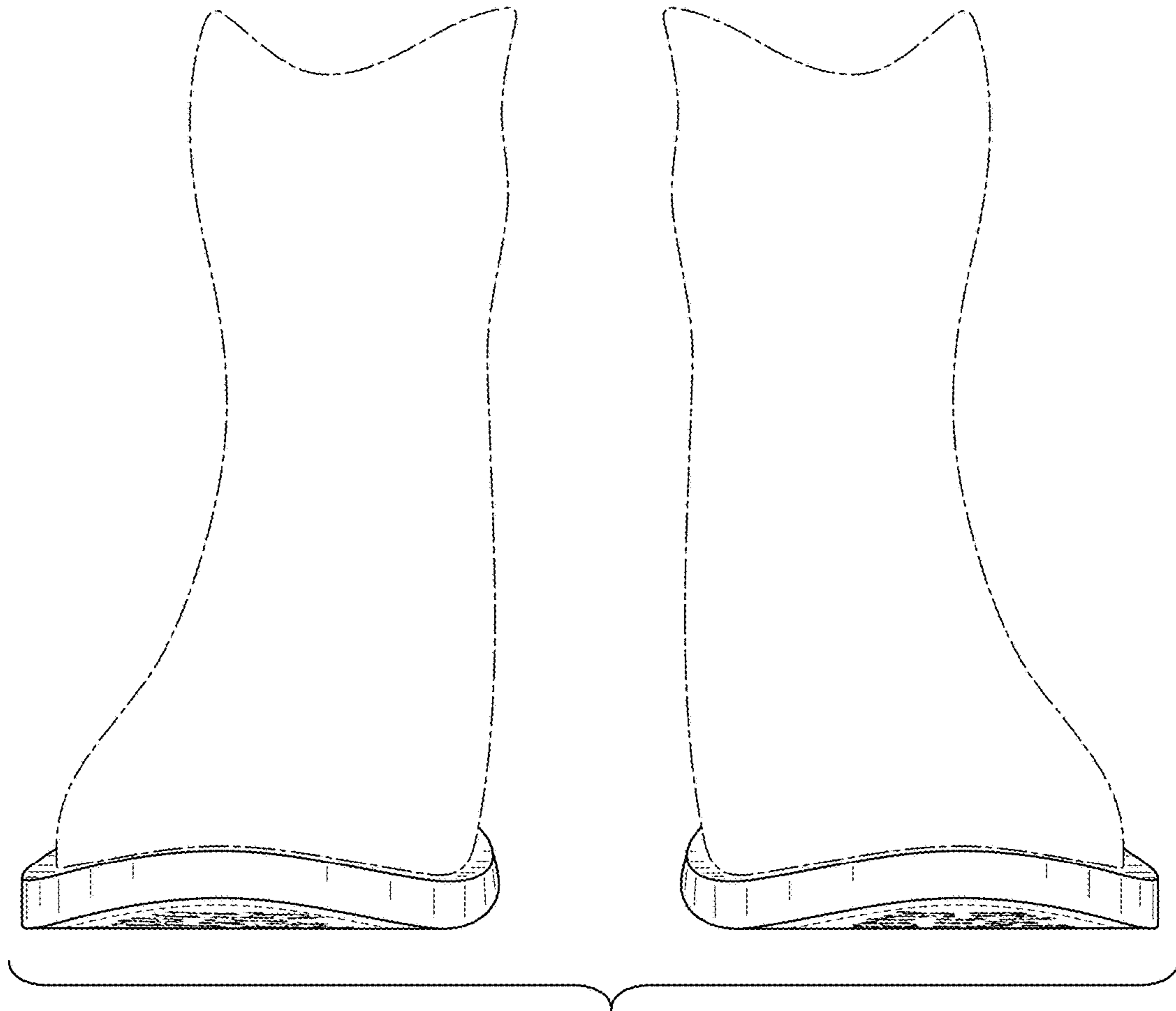


FIG. 2

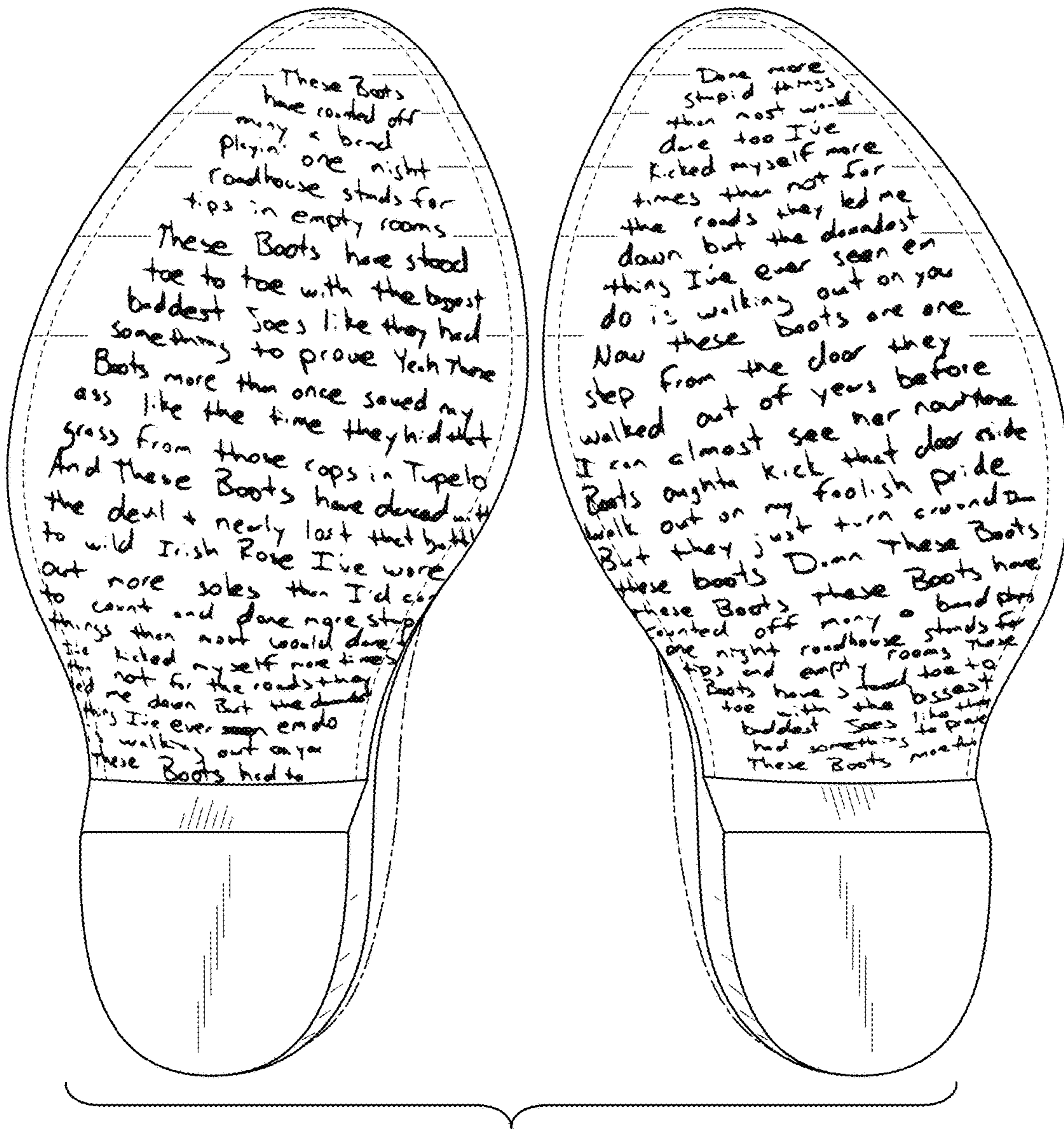


FIG. 3