



US00D796158S

(12) **United States Design Patent**
Belle, Jr.

(10) **Patent No.:** **US D796,158 S**
(45) **Date of Patent:** **** Sep. 5, 2017**

- (54) **CAP FOR DREADLOCKS**
- (71) Applicant: **Compton Alvin Belle, Jr.**, Elmsford, NY (US)
- (72) Inventor: **Compton Alvin Belle, Jr.**, Elmsford, NY (US)
- (73) Assignee: **Compton A Belle, Jr.**, Elmsford, NY (US)
- (**) Term: **14 Years**
- (21) Appl. No.: **29/524,874**
- (22) Filed: **Apr. 24, 2015**
- (51) **LOC (10) Cl.** **02-03**
- (52) **U.S. Cl.**
USPC **D2/882; D2/865**
- (58) **Field of Classification Search**
USPC D2/865, 866, 867, 868, 869, 870, 871, D2/872, 873, 874, 875, 876, 877, 878, D2/879, 880, 881, 882, 883, 884, 885, D2/886, 887, 888, 889, 890, 891, 892, D2/893, 894, 895; 2/171.04, 173.5, 2/175.1, 183, 195.1, 195.2, 209.12
CPC A42B 1/00; A42B 1/006; A42B 1/008; A42B 1/02; A42B 1/04; A42B 1/041; A42B 1/061; A42B 1/12; A42B 1/208; A42B 1/22; A42B 1/225; A45D 8/40
See application file for complete search history.

- (56) **References Cited**
U.S. PATENT DOCUMENTS
2,105,002 A * 1/1938 Miller A42B 1/201
2/175.1
D130,227 S * 11/1941 Maxwell D2/885
2,286,202 A * 6/1942 Fischer A42B 1/062
2/173.5
D394,737 S * 6/1998 Cassels D2/865
D394,738 S * 6/1998 Cassels D2/865

- 6,467,096 B1 * 10/2002 Coluccio A42B 1/22
2/171
- D501,068 S * 1/2005 Spitz D2/885
- D693,994 S * 11/2013 Brown D2/870
- 8,925,559 B2 * 1/2015 Tiram A41G 3/0016
132/201
- 2001/0016958 A1 * 8/2001 Linday A42B 1/067
2/10
- 2002/0144334 A1 * 10/2002 Brooks A42B 1/04
2/209.12
- 2003/0073549 A1 * 4/2003 Hatch A63B 21/0601
482/92
- 2009/0151048 A1 * 6/2009 Laury A42B 1/043
2/202
- 2012/0023642 A1 * 2/2012 Holland A41D 23/00
2/207
- 2012/0079643 A1 * 4/2012 Clarke A42B 1/041
2/171
- 2013/0247269 A1 * 9/2013 Alburg A42B 1/12
2/68

(Continued)

Primary Examiner — Karen E. Eldridge Powers
Assistant Examiner — Jasmine Mlinarcik

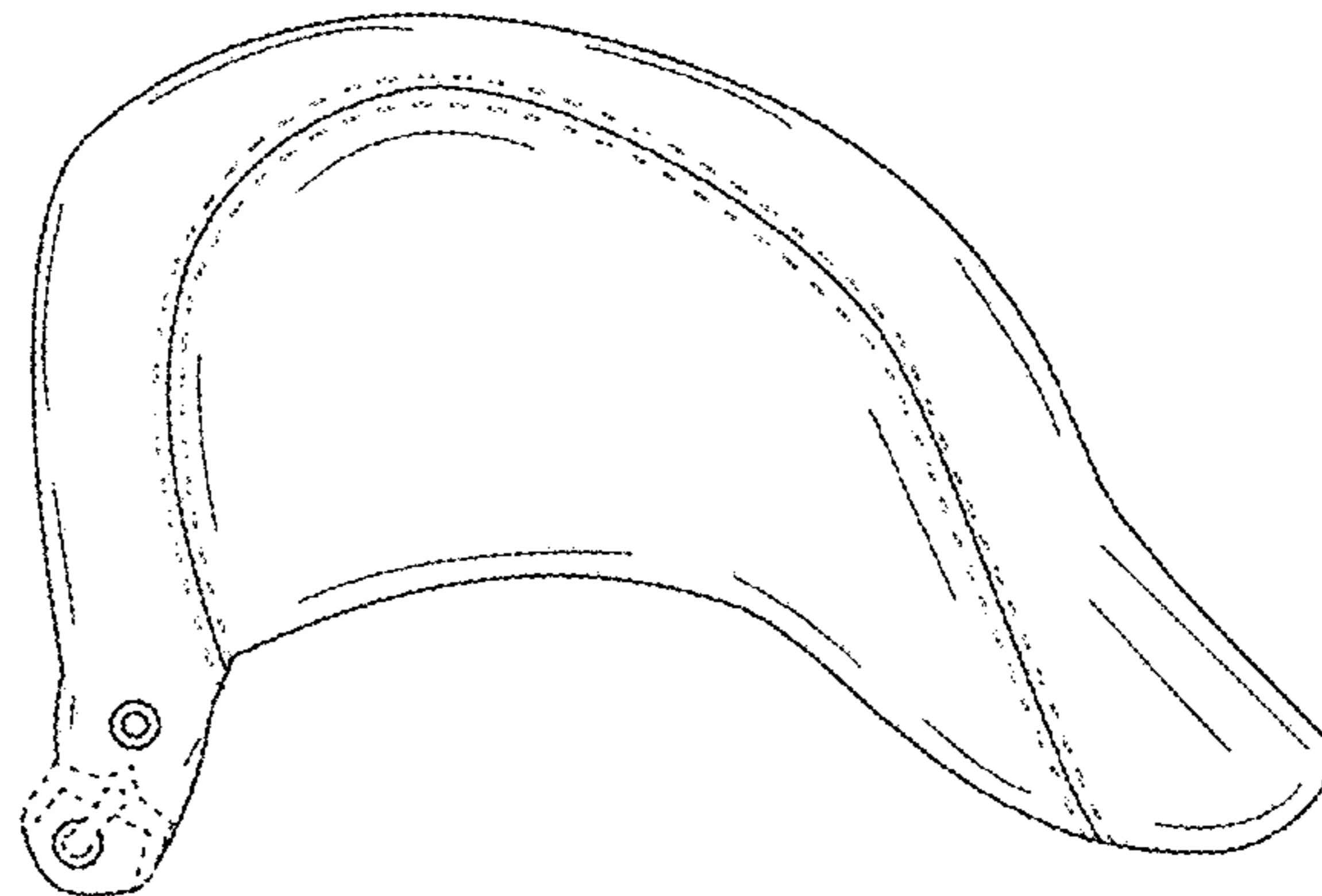
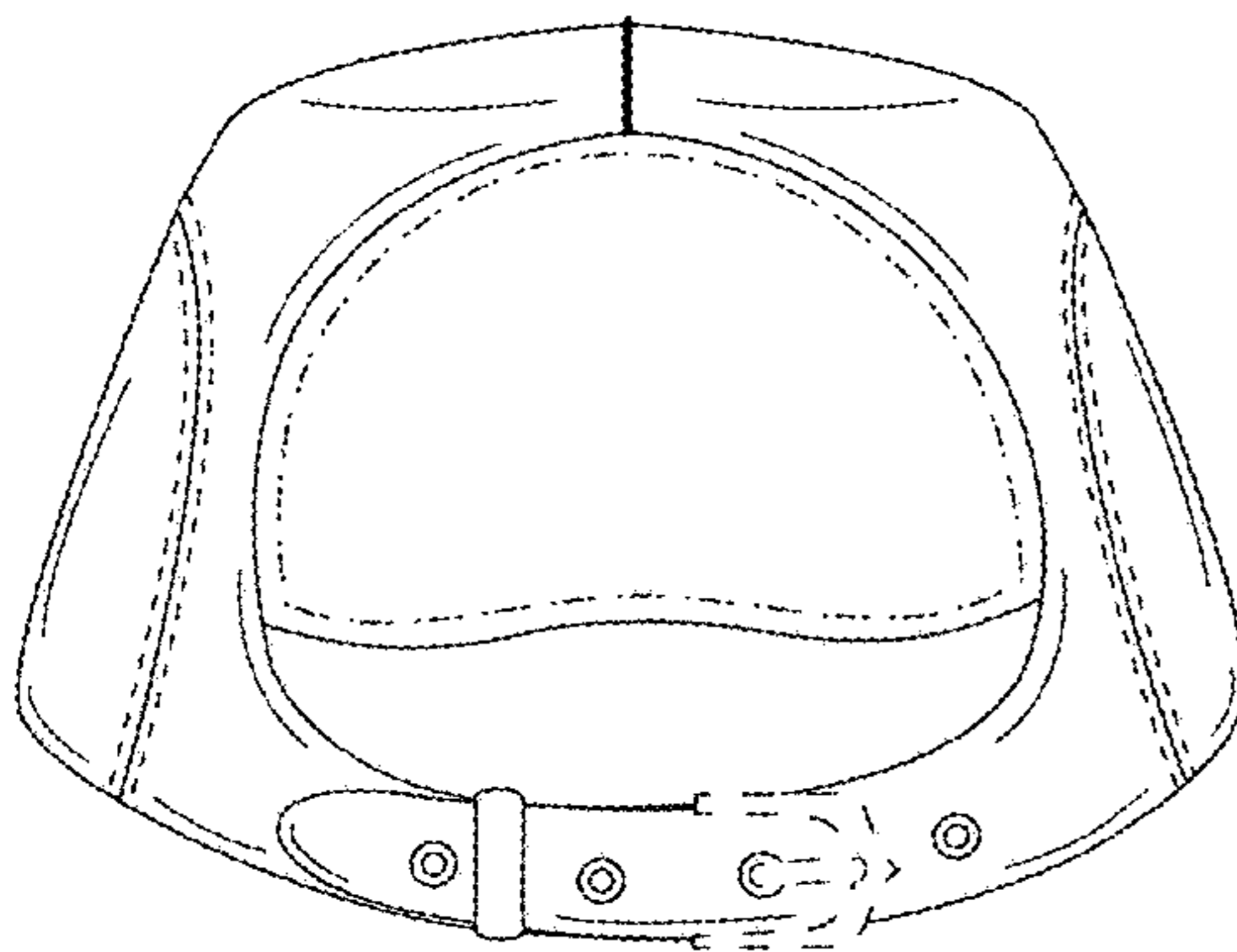
(57) **CLAIM**

The ornamental design for a cap for dreadlocks, as shown and described.

DESCRIPTION

FIG. 1 is a rear elevational view of a cap for dreadlocks showing my new design;
FIG. 2 is a front elevation view thereof;
FIG. 3 is a right side elevation view thereof;
FIG. 4 is a left side elevation view thereof; and,
FIG. 5 is a top plan view thereof.
The evenly incremented broken lines represent environmental structure that forms no part of the claimed design. The dash-dot-dash broken lines illustrated within the interior portion of the cap represents the bounds of the claim and does not form part of the claimed design.

1 Claim, 3 Drawing Sheets



(56)

References Cited

U.S. PATENT DOCUMENTS

2014/0223637 A1* 8/2014 Belle, Jr. A42B 1/225
2/195.1
2015/0128979 A1* 5/2015 Suh A41G 3/005
132/54
2015/0209621 A1* 7/2015 Cason A63B 33/00
2/68

* cited by examiner

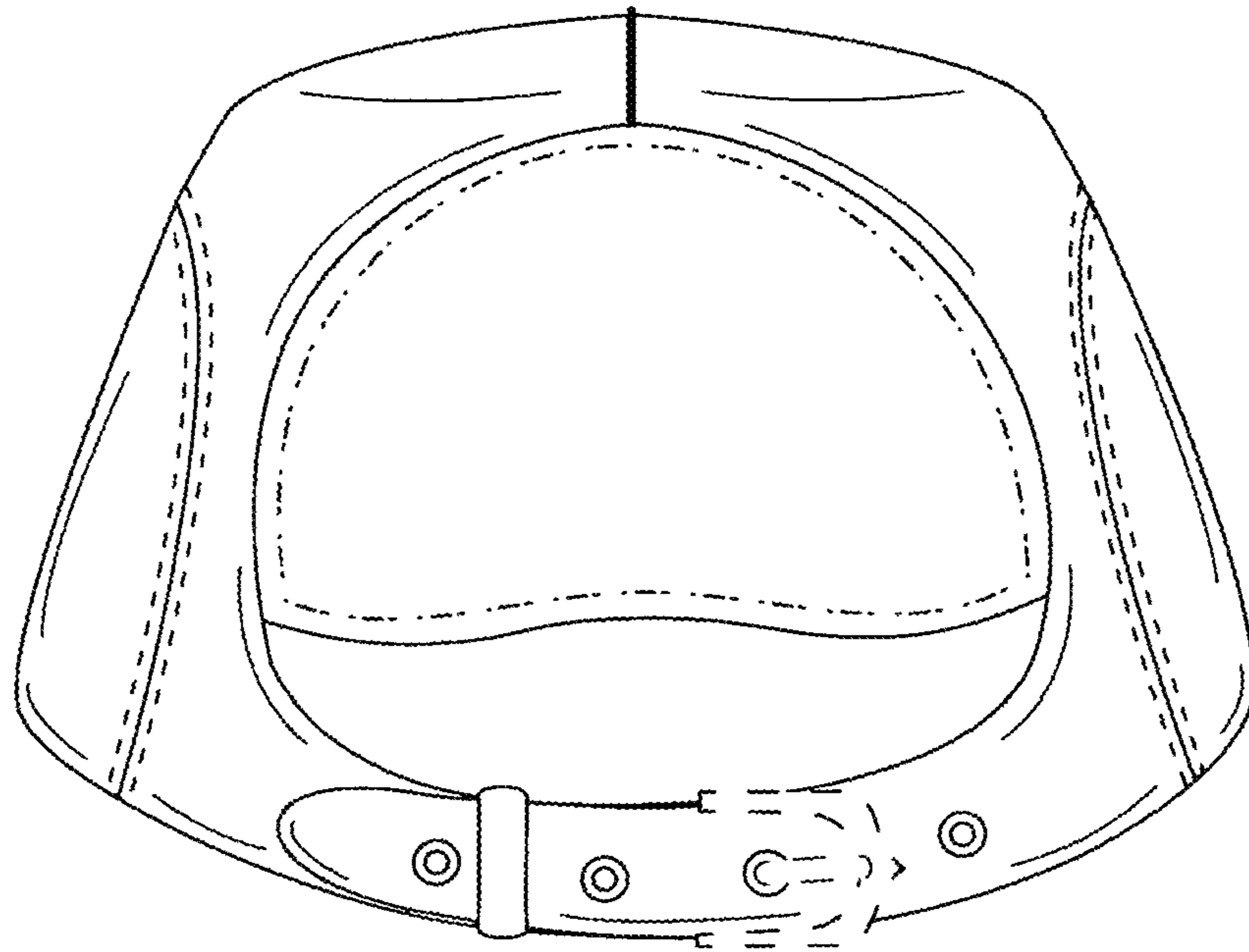


FIG. 1

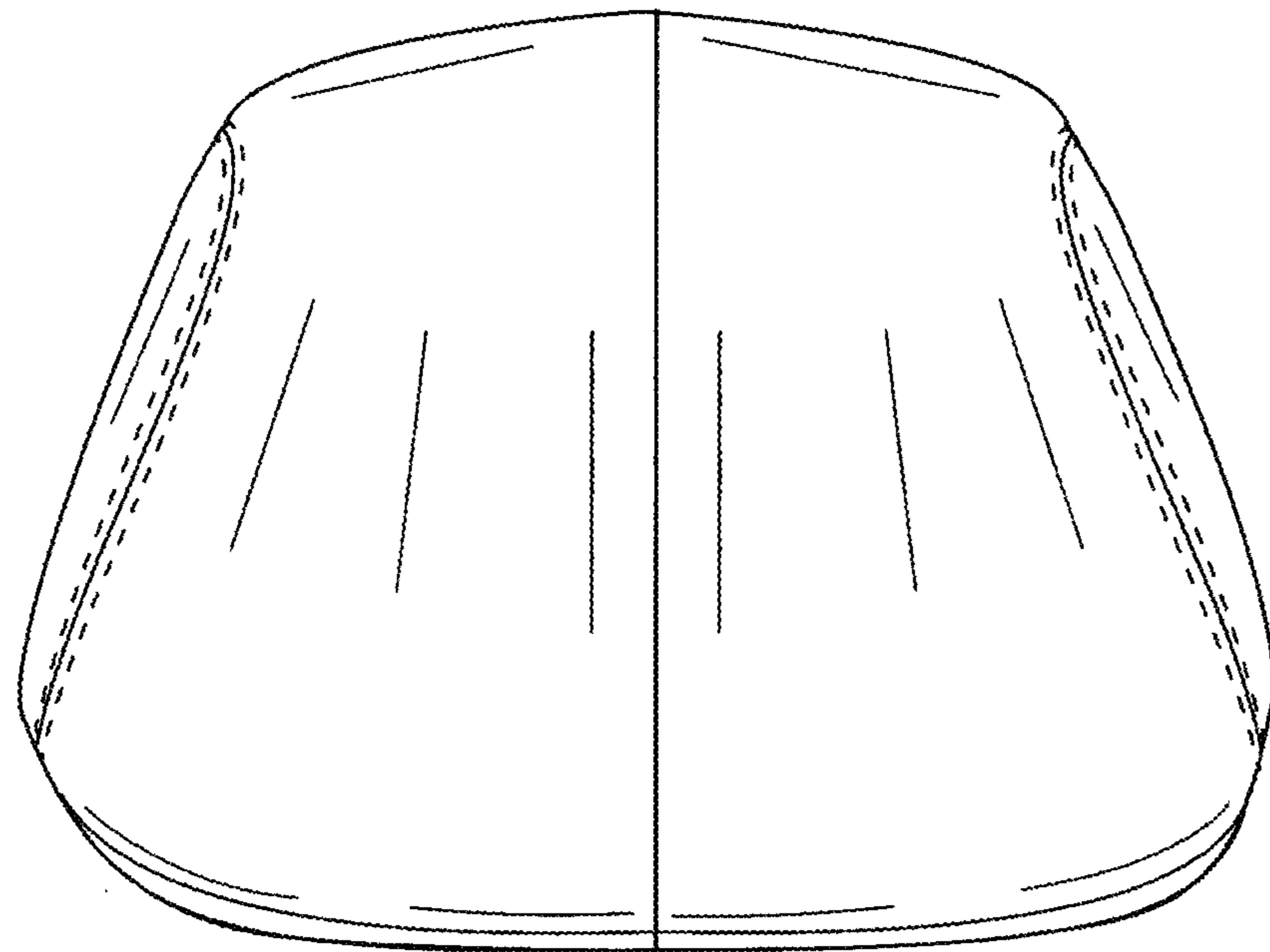


FIG. 2

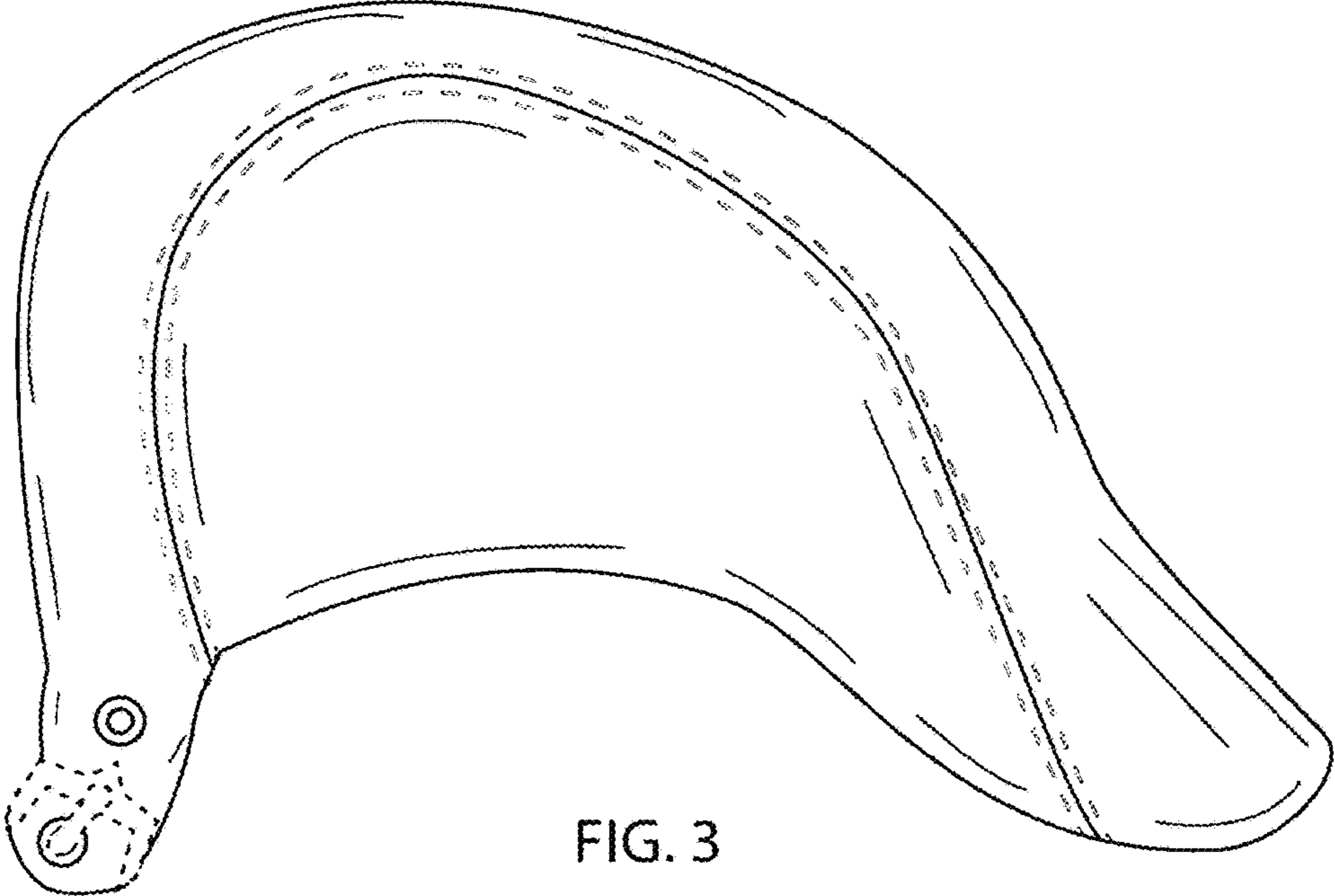


FIG. 3

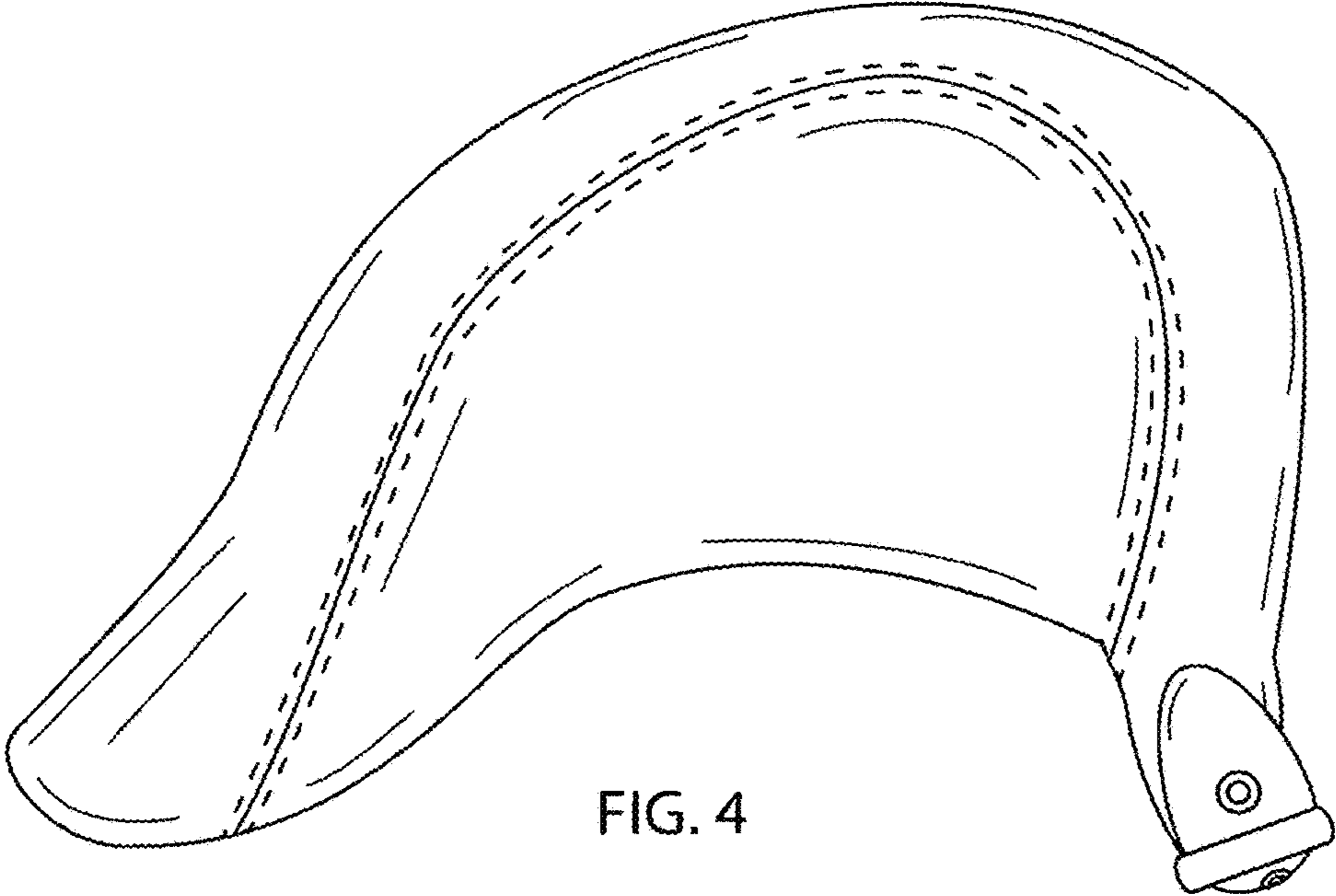


FIG. 4

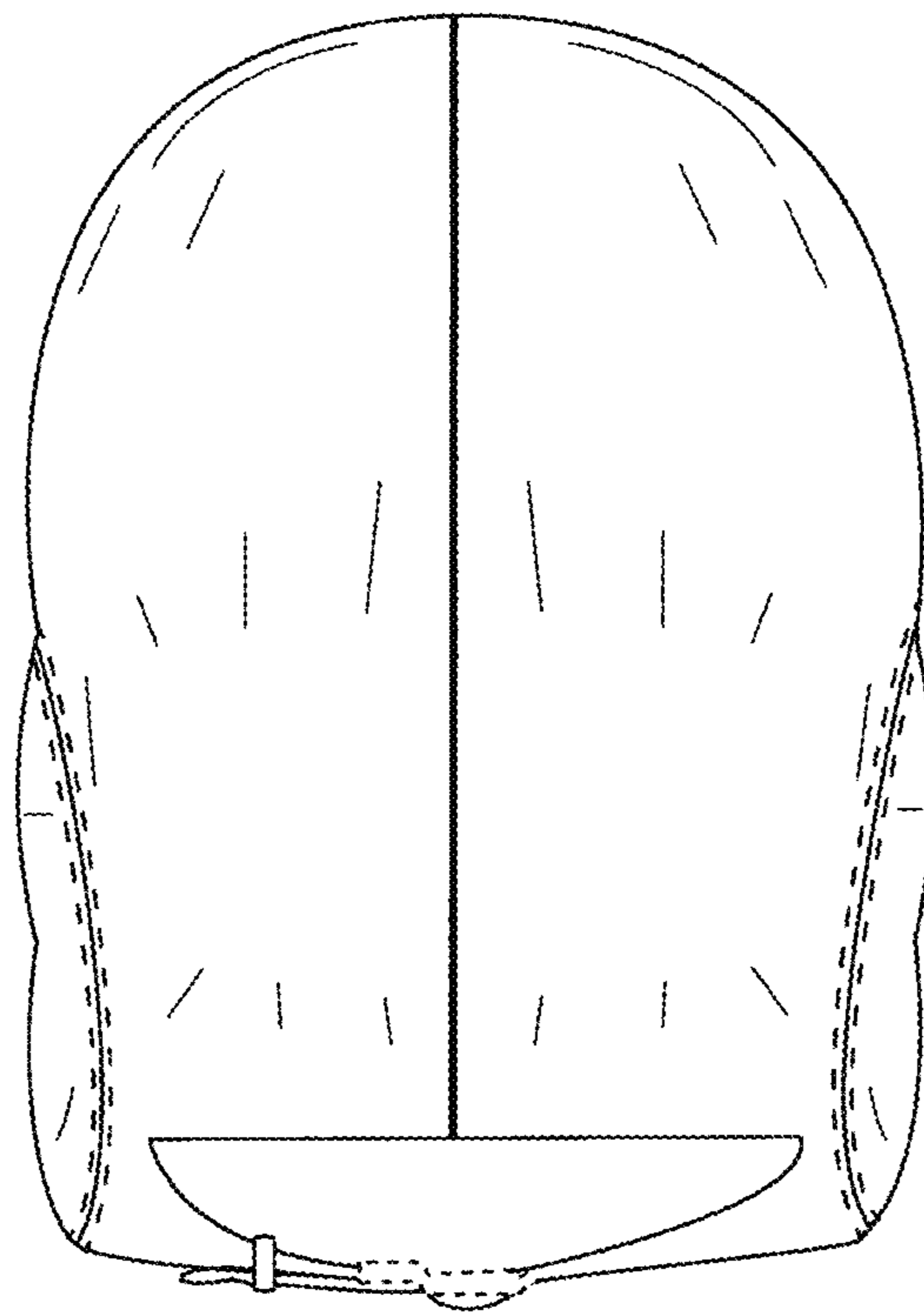


FIG. 5