



US00D796144S

(12) **United States Design Patent** (10) **Patent No.:** **US D796,144 S**
Lazzarino et al. (45) **Date of Patent:** **** Aug. 29, 2017**

(54) **SHOPPING CART**
(71) Applicant: **CART SOURCE LLC**, Palm Beach, FL (US)
(72) Inventors: **Nadia Lazzarino**, Vaughan (CA); **Phillip Lazzarino**, Vaughan (CA)
(73) Assignee: **CART SOURCE LLC**, Palm Beach, FL (US)

D685,561 S * 7/2013 Fredendall D34/17
D698,114 S * 1/2014 Smith D34/21
2008/0217877 A1* 9/2008 Simard B62B 3/144
280/33.993
2011/0062675 A1* 3/2011 Brown B62B 3/144
280/33.993
2012/0296751 A1* 11/2012 Napper G07G 1/0045
705/23
2014/0353935 A1* 12/2014 Smith B62B 3/1404
280/33.997
2015/0054237 A1* 2/2015 Peters B62B 3/14
280/33.997

(**) Term: **15 Years**

(21) Appl. No.: **29/570,853**

(22) Filed: **Jul. 12, 2016**

(51) **LOC (10) Cl.** **12-02**

(52) **U.S. Cl.**
USPC **D34/17**

(58) **Field of Classification Search**
USPC D34/12, 14, 16, 17, 19, 21, 23, 24, 25,
D34/27; 180/20; 280/647, 33.997,
280/47.35, 47.38, 33.996, 33.991, 33.992,
280/33.995, 79.2, 651, 659, 79.3;
D12/129
CPC B62B 3/027; B62B 5/06; B62B 3/1444;
B62B 3/00; B62B 2200/432

See application file for complete search history.

(56) **References Cited**

U.S. PATENT DOCUMENTS

5,722,672 A * 3/1998 Frederick B62B 5/06
280/33.992
D463,647 S * 9/2002 Deal D34/21
D576,372 S * 9/2008 Walter D34/17
D646,041 S * 9/2011 Berthiaume D34/27
D648,914 S * 11/2011 Walter D34/21
D654,242 S * 2/2012 Berthiaume D34/27

OTHER PUBLICATIONS

Alibaba “New USA style Supermarket shopping trolley/food cart with hook and cup holder”, www.alibaba.com. May 3, 2017. shown in p. 1, Item # JS-TAM.*

* cited by examiner

Primary Examiner — Cynthia Ramirez
Assistant Examiner — Michael Maharajh

(57) **CLAIM**

The ornamental designs for shopping cart, as shown and described.

DESCRIPTION

FIG. 1 is a perspective view of a shopping cart showing our new design;
FIG. 2 is a right view thereof;
FIG. 3 is a left view thereof;
FIG. 4 is a front view thereof;
FIG. 5 is a back view thereof;
FIG. 6 is a top view thereof; and,
FIG. 7 is a bottom view thereof.

1 Claim, 7 Drawing Sheets





FIG. 1

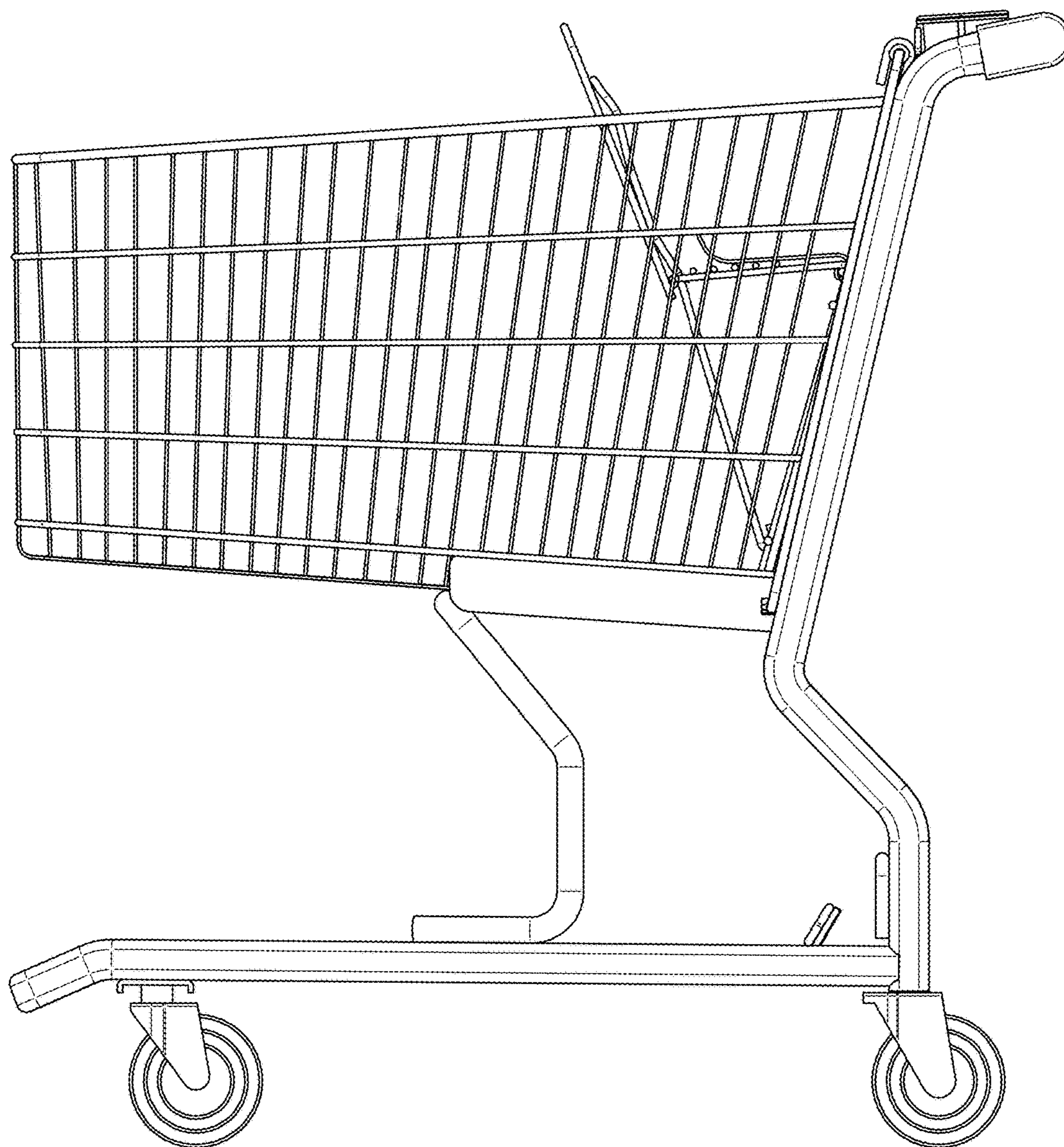


FIG. 2



FIG. 3

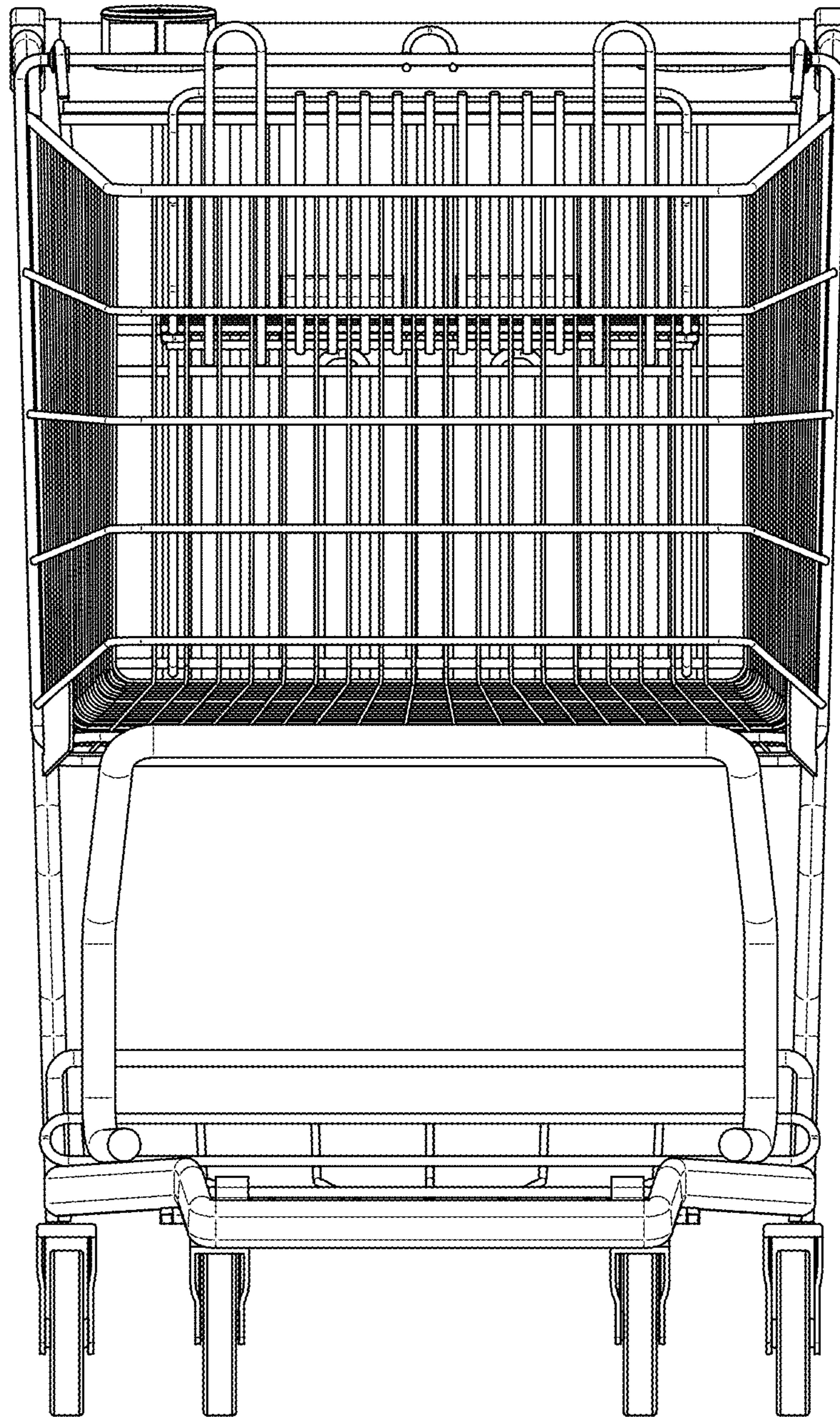


FIG. 4

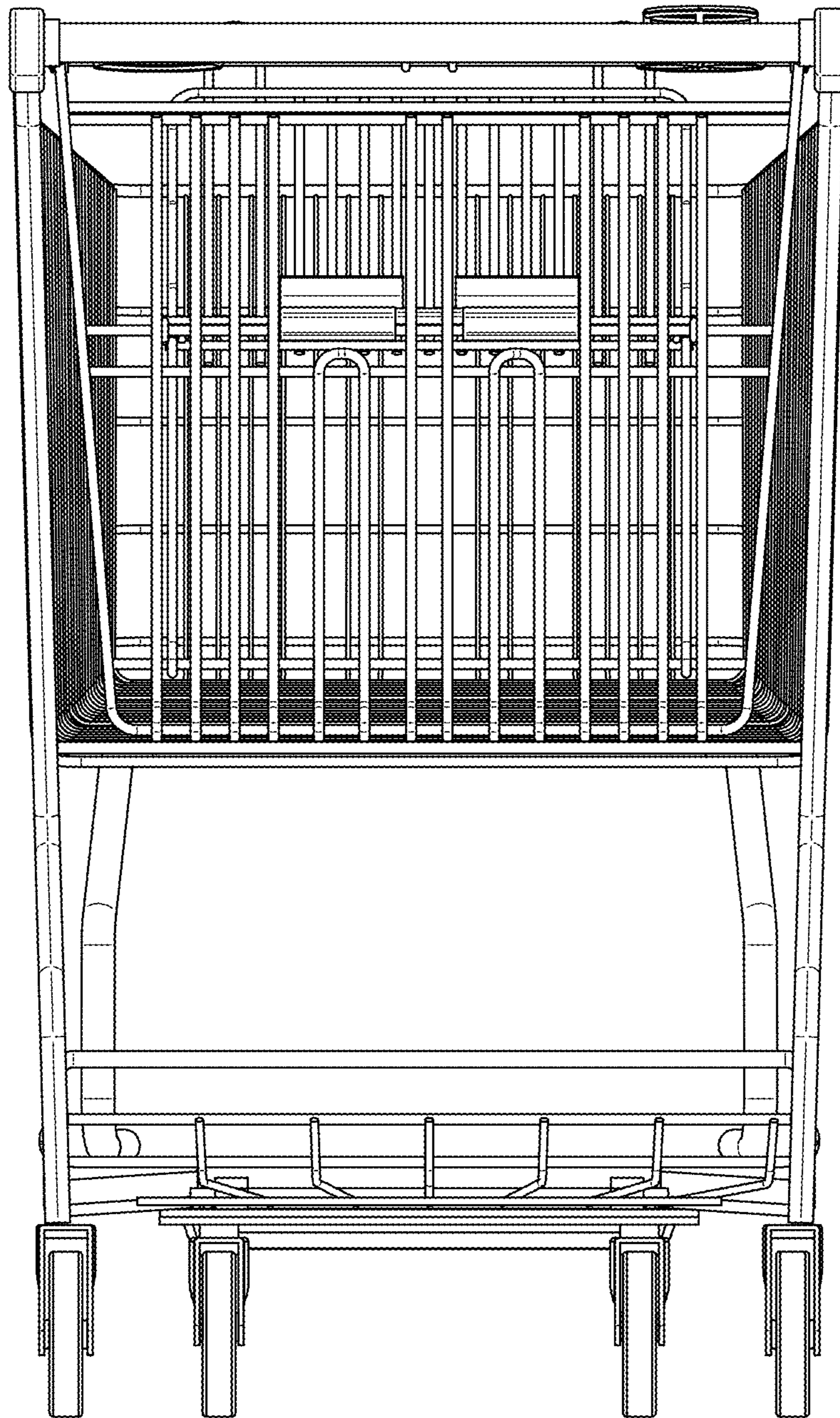


FIG. 5

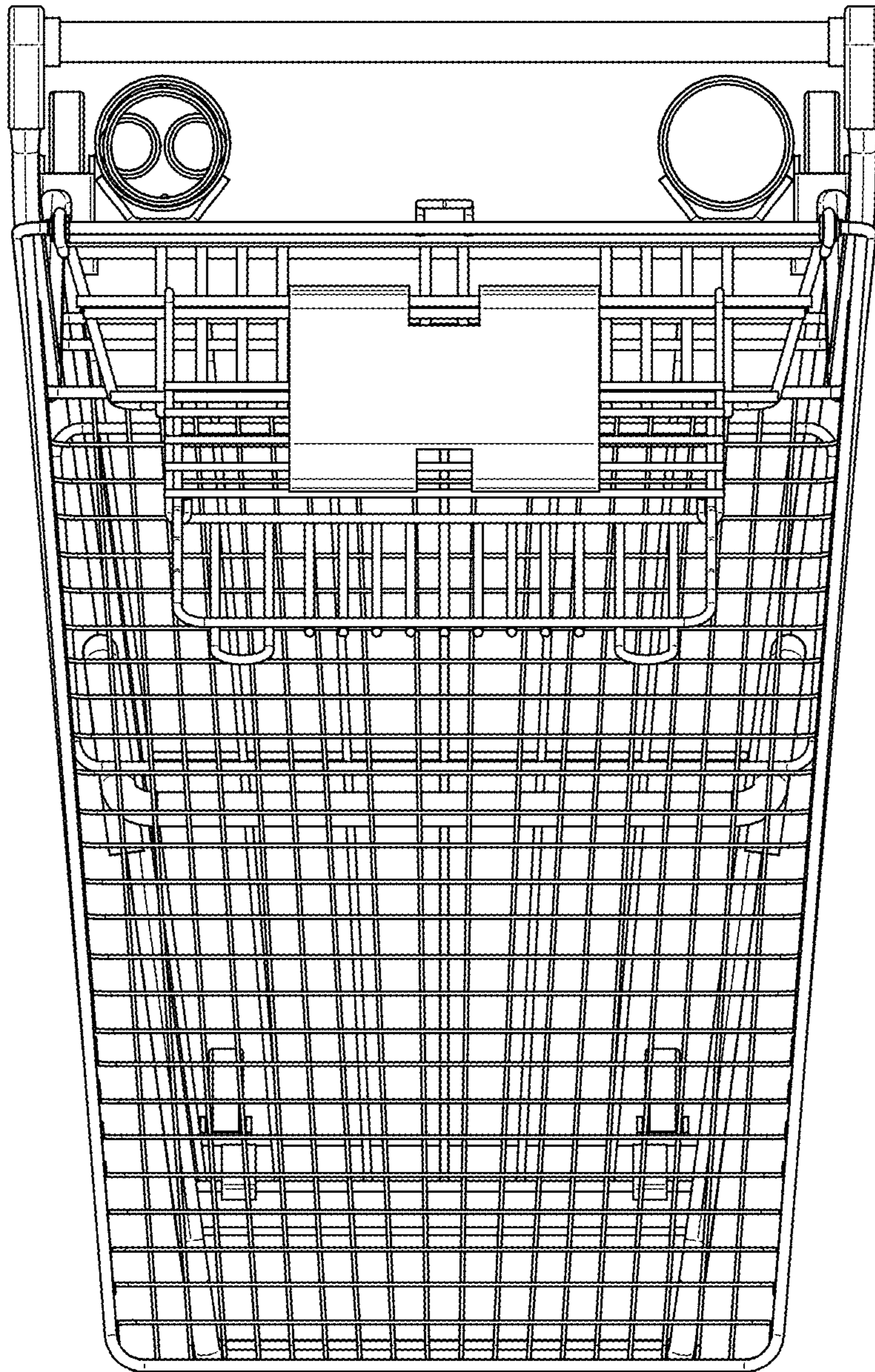


FIG. 6

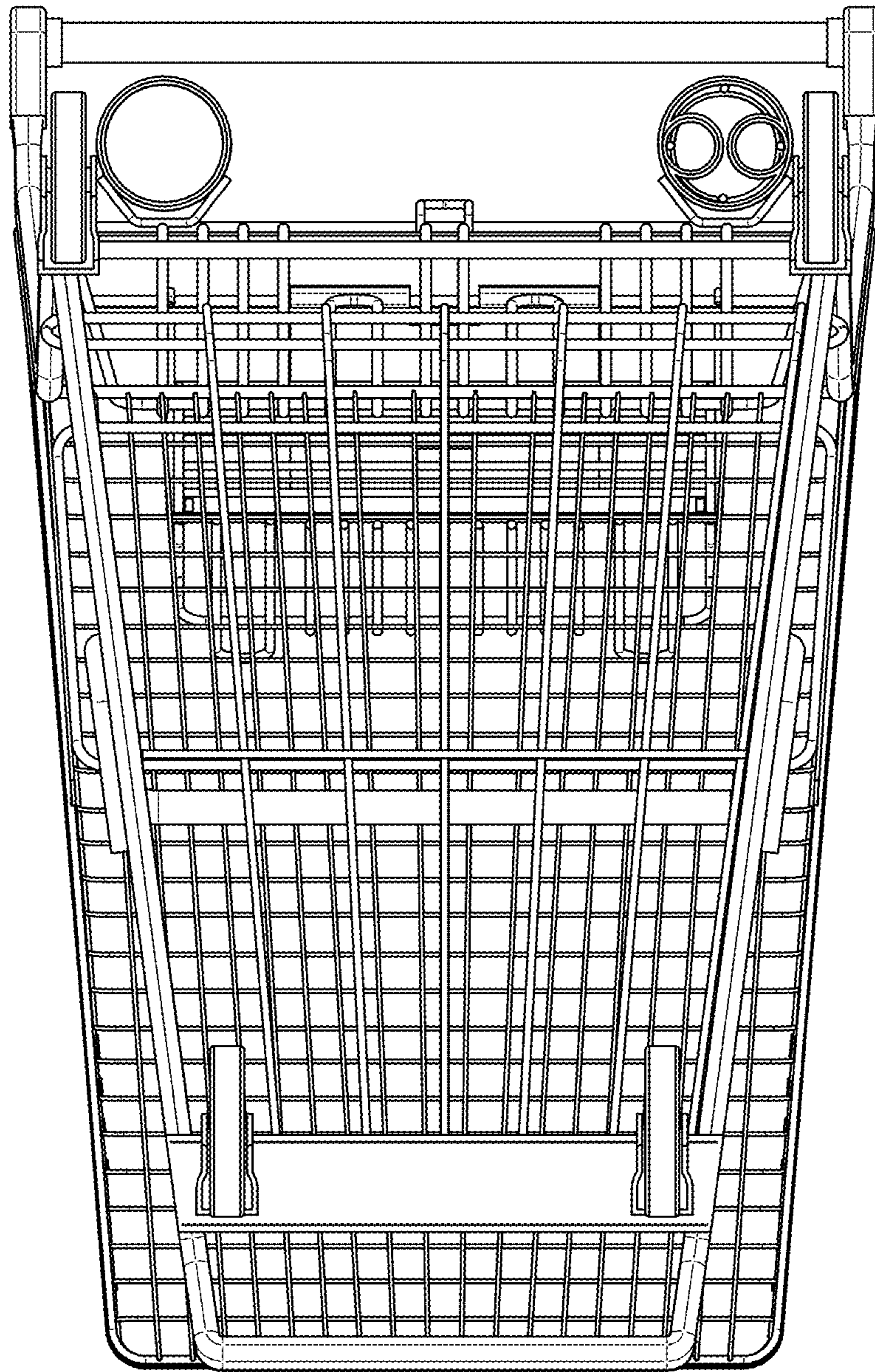


FIG. 7