



US00D796135S

(12) **United States Design Patent**  
**Yoon et al.**

(10) **Patent No.:** **US D796,135 S**

(45) **Date of Patent:** **\*\* Aug. 29, 2017**

(54) **INTAKE FOR VACUUM CLEANER**

(71) Applicant: **Samsung Electronics Co., Ltd.**,  
Suwon-si, Gyeonggi-do (KR)

(72) Inventors: **Soo Hyun Yoon**, Seoul (KR); **Byeongsoo Kim**, Seoul (KR)

(73) Assignee: **SAMSUNG ELECTRONICS CO., LTD.**, Gyeonggi-Do (KR)

(\*\*) Term: **15 Years**

(21) Appl. No.: **29/552,781**

(22) Filed: **Jan. 26, 2016**

(30) **Foreign Application Priority Data**

Jul. 31, 2015 (KR) ..... 30-2015-0038616

(51) **LOC (10) Cl.** ..... **15-05**

(52) **U.S. Cl.**  
USPC ..... **D32/32**

(58) **Field of Classification Search**

USPC ..... D8/396; D32/31-33

CPC ..... F16M 13/02; A24F 19/092; F16L 27/12;

A47L 9/242; A47L 9/02; A47L 5/362;

A47L 5/28; A47L 5/34; A47L 5/30; A47G

25/66; E04H 4/1654

See application file for complete search history.

(56) **References Cited**

**U.S. PATENT DOCUMENTS**

D158,774 S \* 5/1950 Lippincott ..... 15/415.1

D200,093 S \* 1/1965 Frost ..... D32/32

D303,026 S \* 8/1989 Kilakis ..... D32/32

D405,570 S \* 2/1999 Broecking ..... D32/32

D526,102 S \* 8/2006 Adams ..... D32/32

D642,754 S \* 8/2011 Fjellman ..... D32/31

D658,832 S \* 5/2012 Eden ..... D32/32

D674,158 S \* 1/2013 Kim ..... D32/31

D714,005 S \* 9/2014 McGurk ..... D32/32

D733,376 S \* 6/2015 Bennett ..... D32/33

D742,085 S \* 10/2015 Bennett ..... D32/33

D747,579 S \* 1/2016 Cole ..... D32/32

D764,125 S \* 8/2016 Palladino ..... D32/33

\* cited by examiner

*Primary Examiner* — Ruth McInroy

(74) *Attorney, Agent, or Firm* — Cantor Colburn LLP

(57) **CLAIM**

The ornamental design for an intake for vacuum cleaner, as shown and described.

**DESCRIPTION**

FIG. 1 is a front perspective view of an intake for vacuum cleaner, showing our new design;

FIG. 2 is a front view thereof;

FIG. 3 is a rear view thereof;

FIG. 4 is a left-side view thereof;

FIG. 5 is a right-side view thereof;

FIG. 6 is a top view thereof;

FIG. 7 is a bottom view thereof;

FIG. 8 is a rear perspective view thereof;

FIG. 9 is an enlarged view of FIG. 6; and,

FIG. 10 is a perspective view thereof in an extended position.

The broken lines illustrating portions of the intake for vacuum cleaner form no part of the claimed design. The dot-dash lines in the figures represent an unclaimed boundary line and form no part of the claimed design.

**1 Claim, 7 Drawing Sheets**

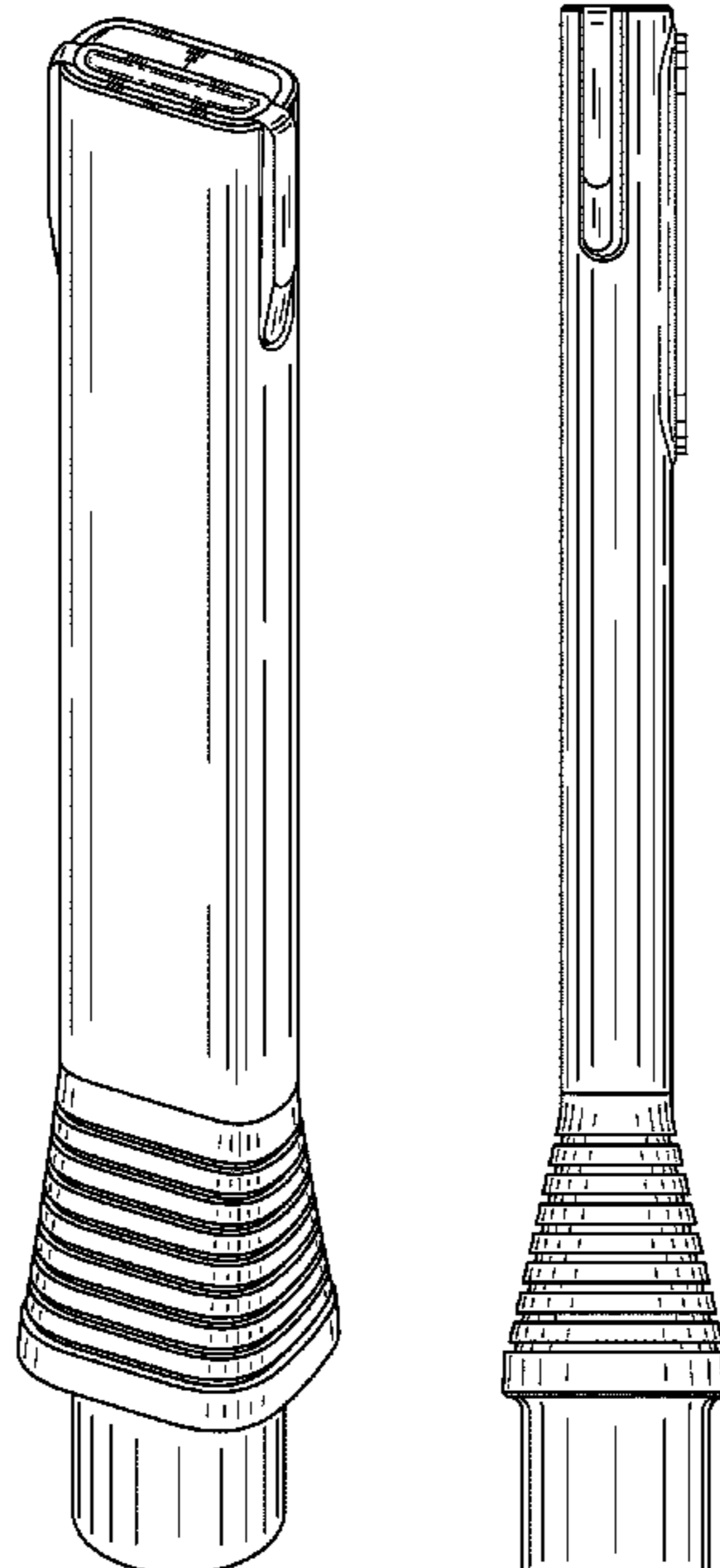


FIG.1

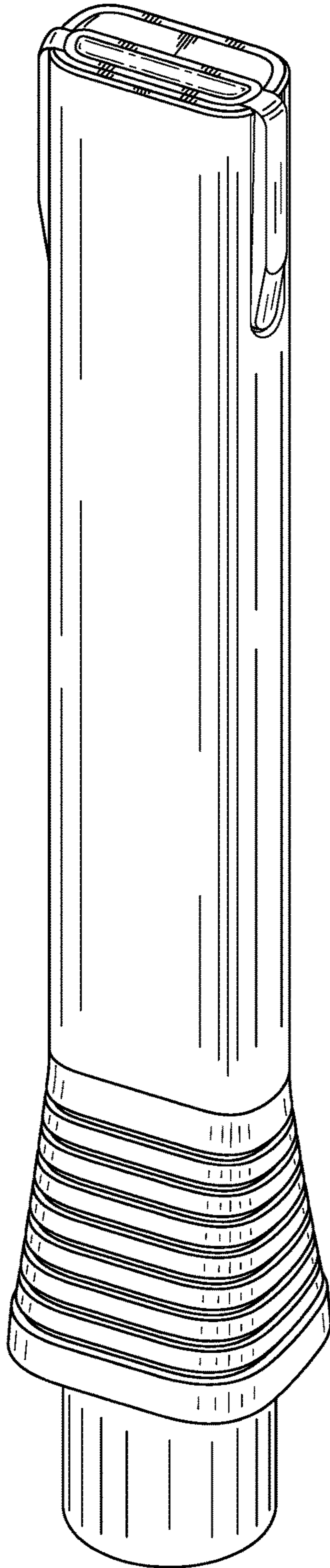


FIG.2

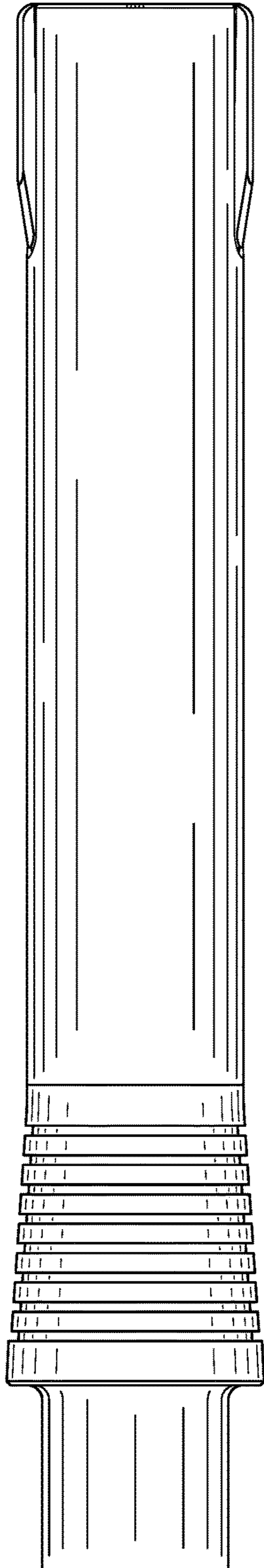


FIG.3

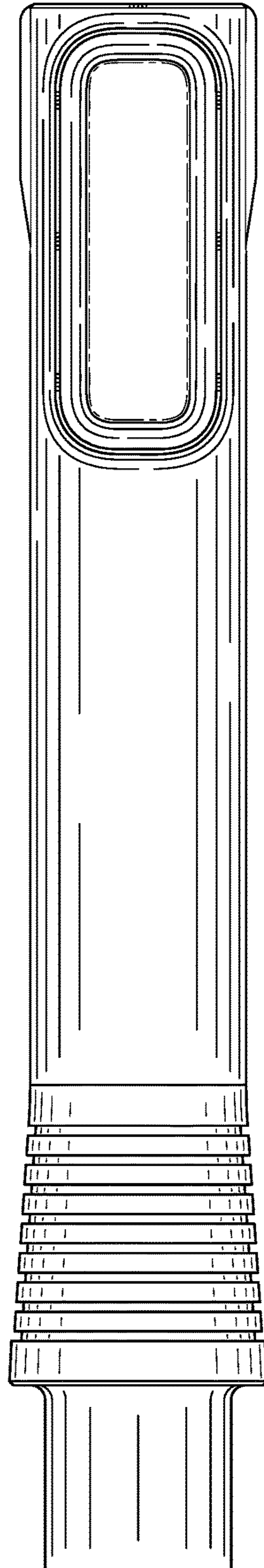


FIG.4

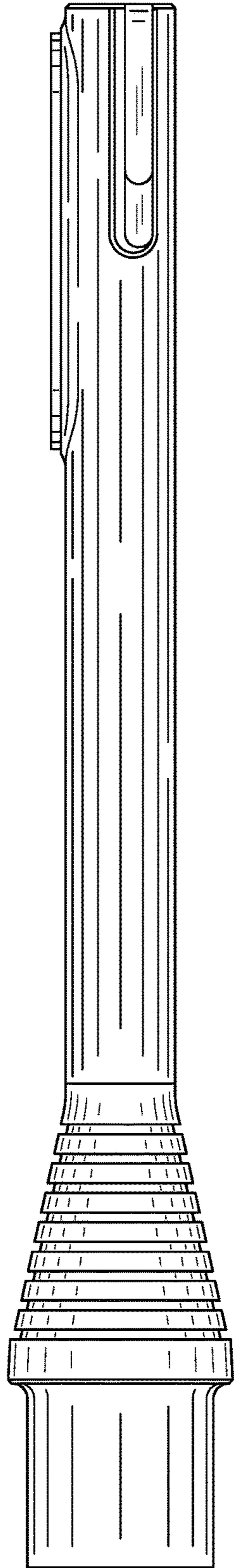


FIG.5

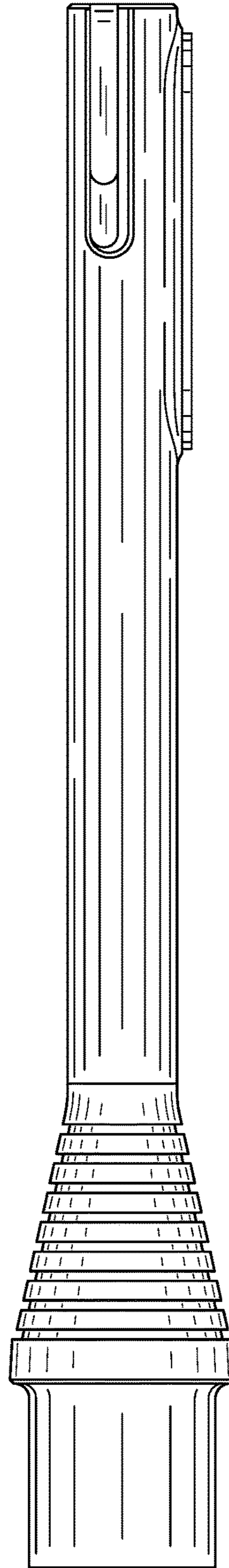


FIG.6

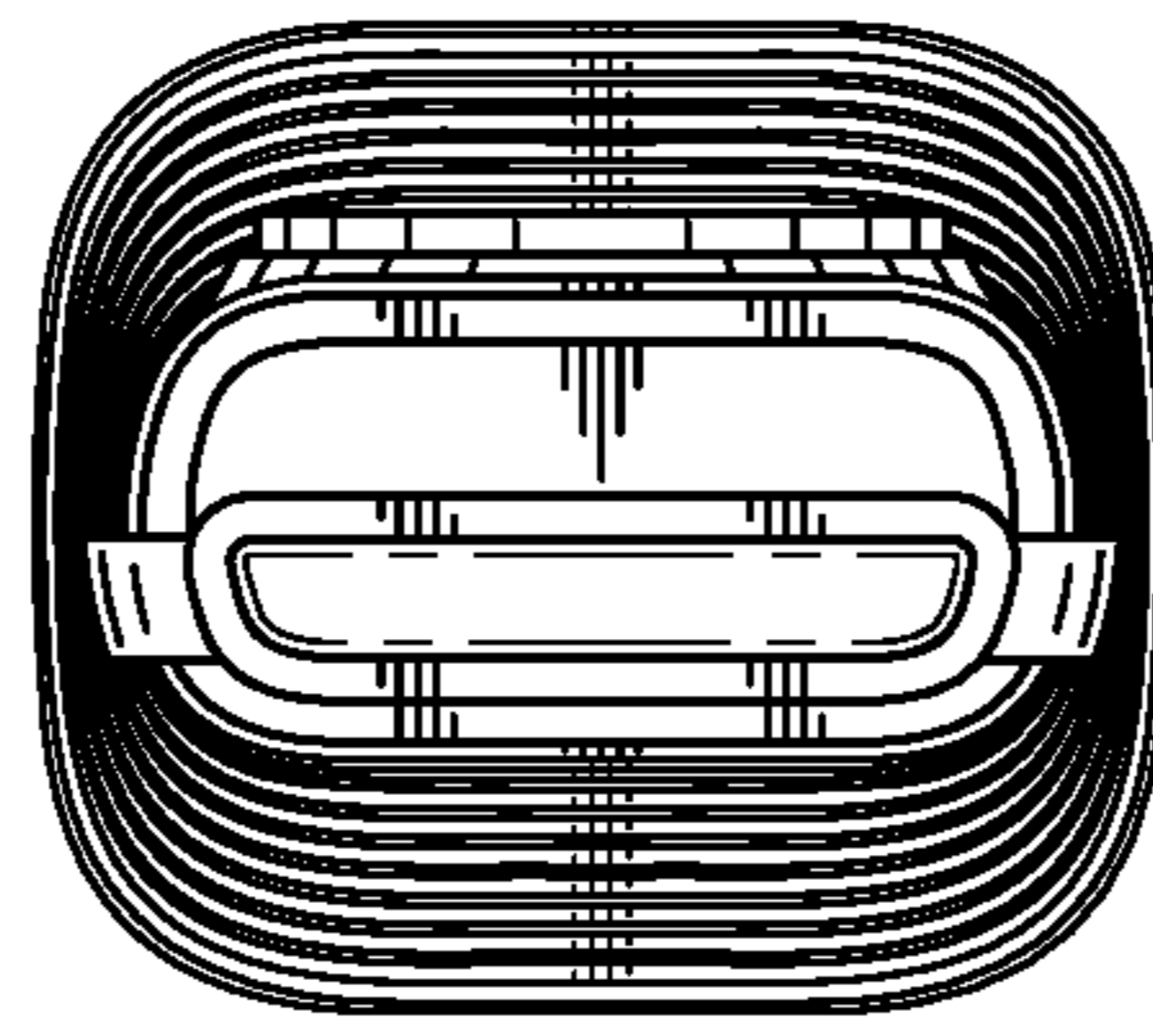


FIG.7

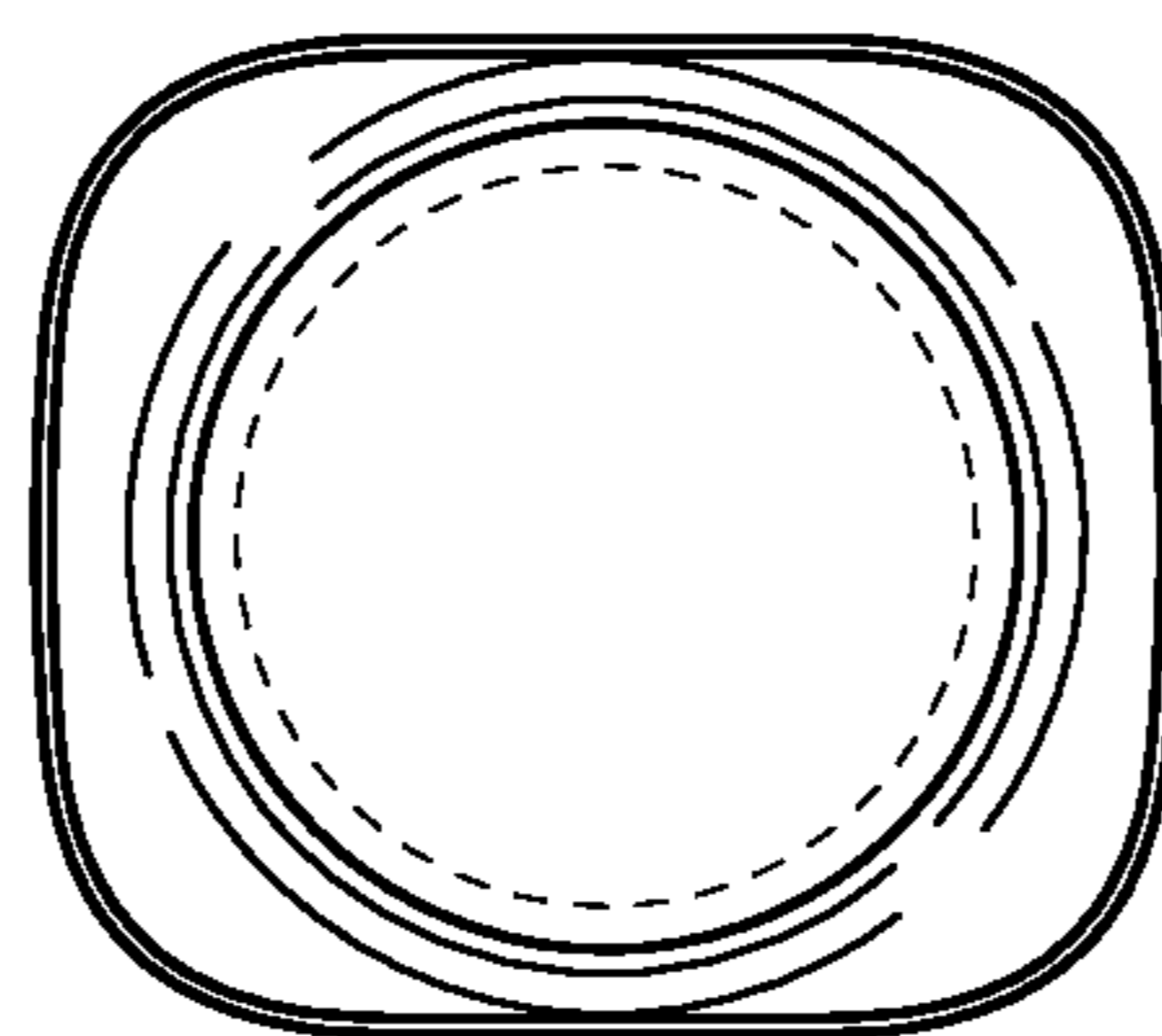


FIG.8

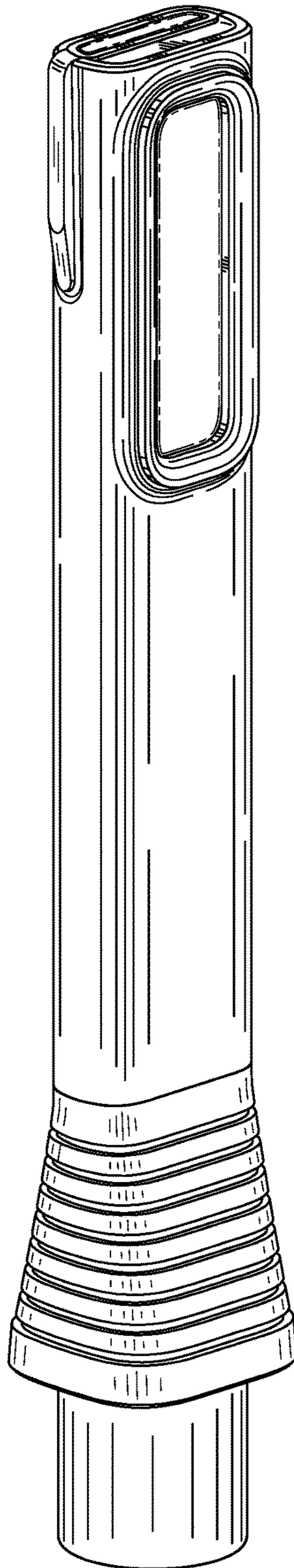


FIG.9

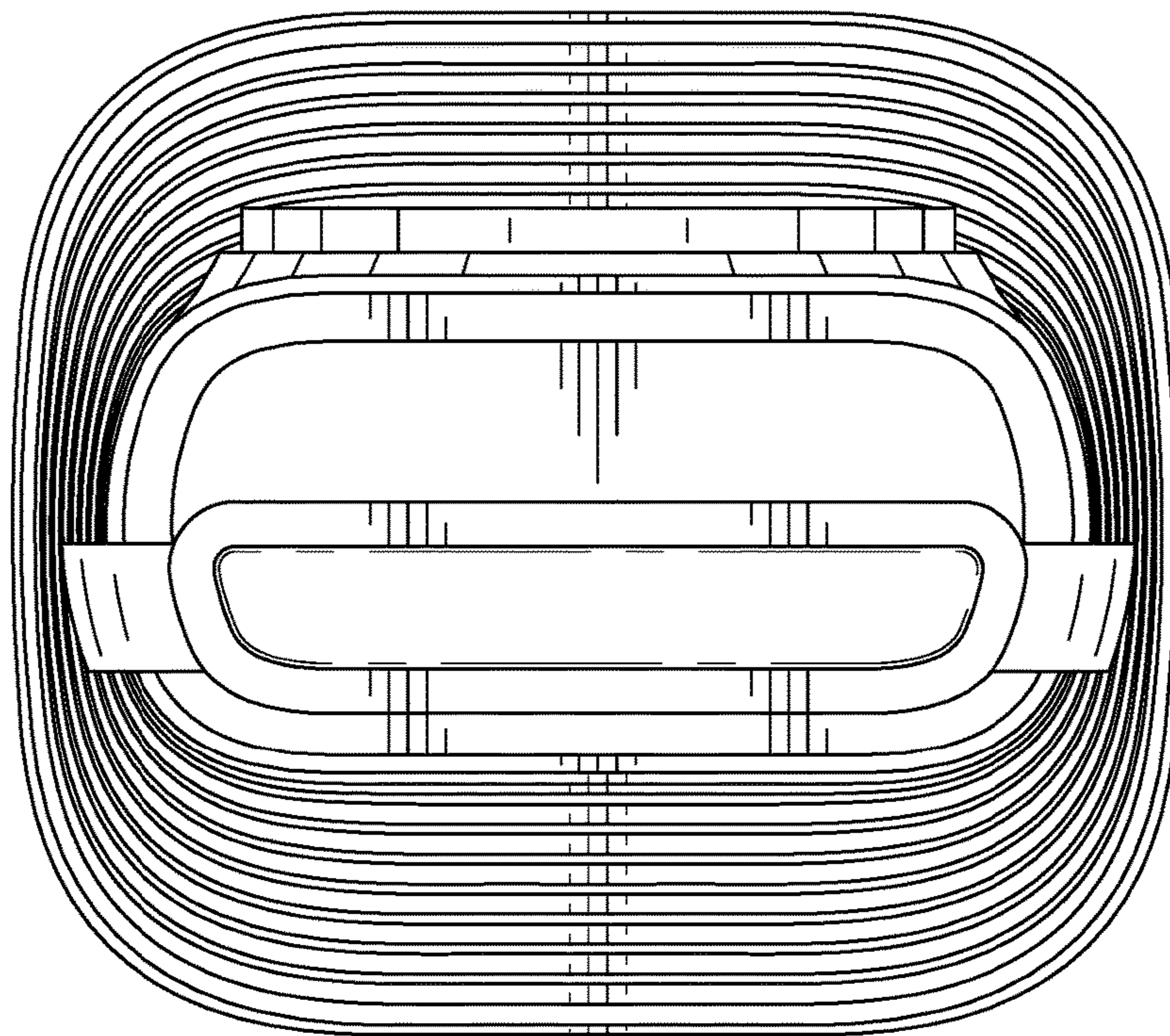


FIG.10

