



US00D796134S

(12) **United States Design Patent**  
**LaBarbera**

(10) **Patent No.:** **US D796,134 S**

(45) **Date of Patent:** **\*\* Aug. 29, 2017**

(54) **SUCTION HEAD**

(71) Applicant: **Vincent LaBarbera**, Poway, CA (US)

(72) Inventor: **Vincent LaBarbera**, Poway, CA (US)

(73) Assignee: **Rugged Industries, Inc.**, Escondido, CA (US)

(\*\*) Term: **15 Years**

(21) Appl. No.: **29/575,970**

(22) Filed: **Aug. 30, 2016**

(51) **LOC (10) Cl.** ..... **15-05**

(52) **U.S. Cl.**  
USPC ..... **D32/31**

(58) **Field of Classification Search**  
USPC ..... D32/17-18, 21, 31  
CPC ..... A47L 5/24; A47L 5/28; A47L 5/34; A47L 5/30; A47L 7/0038; A47L 9/04; A47L 9/0477; A47L 11/4041; A46B 13/001; B08B 3/08

See application file for complete search history.

(56) **References Cited**

U.S. PATENT DOCUMENTS

D471,332 S \* 3/2003 Haegermarck ..... D32/31  
D478,698 S \* 8/2003 Mertes ..... D32/31  
6,810,559 B2 \* 11/2004 Mertes ..... A47L 9/0477  
15/179  
D518,258 S \* 3/2006 Hamm ..... D32/31

7,814,613 B1 \* 10/2010 Whittaker ..... A47L 11/22  
15/141.2  
D680,287 S \* 4/2013 Morgan ..... D32/31  
D680,289 S \* 4/2013 Gray ..... D32/31  
D681,291 S \* 4/2013 Morgan ..... D32/31  
8,491,451 B2 \* 7/2013 Phely ..... A01B 29/043  
172/537  
8,898,859 B2 \* 12/2014 Song ..... A47L 5/24  
15/378  
D747,052 S \* 1/2016 Therrien ..... D32/31  
D761,507 S \* 7/2016 Heck ..... D32/31  
9,468,346 B1 \* 10/2016 Rzepka ..... A47L 9/02  
D785,883 S \* 5/2017 Wennerstrom ..... D32/31

\* cited by examiner

*Primary Examiner* — Ruth McInroy  
(74) *Attorney, Agent, or Firm* — Themis Law

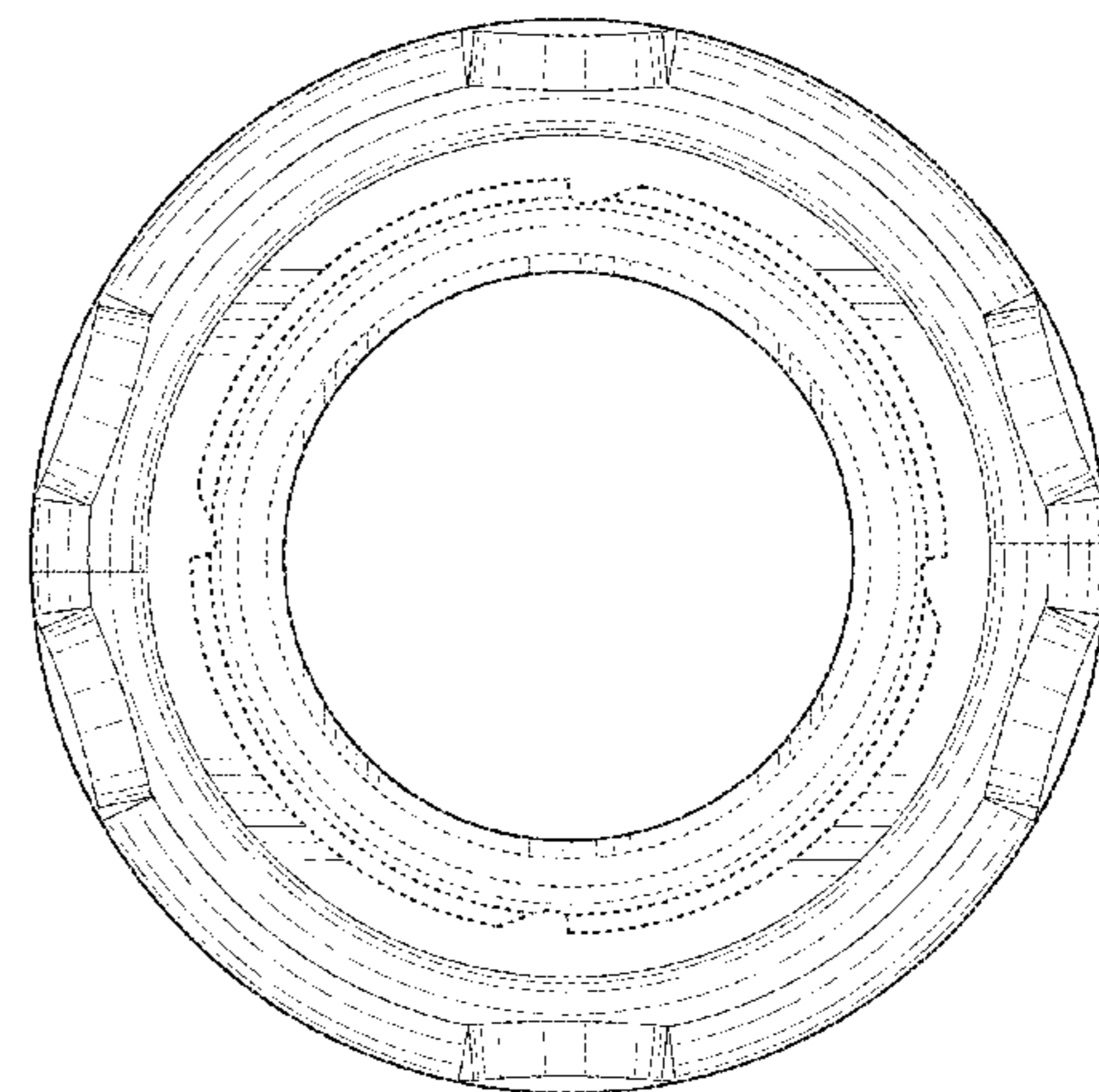

(57) **CLAIM**

The ornamental design for a suction head, as shown and described.

**DESCRIPTION**

FIG. 1 is a front perspective view of a suction head showing my new design;  
FIG. 2 is a rear perspective view thereof;  
FIG. 3 is a top plan view thereof;  
FIG. 4 is a right side elevational view thereof; and,  
FIG. 5 is a front view thereof.  
The portions of the design in dashed lines are for illustrative purposes only and form no part of the claimed design.

**1 Claim, 5 Drawing Sheets**



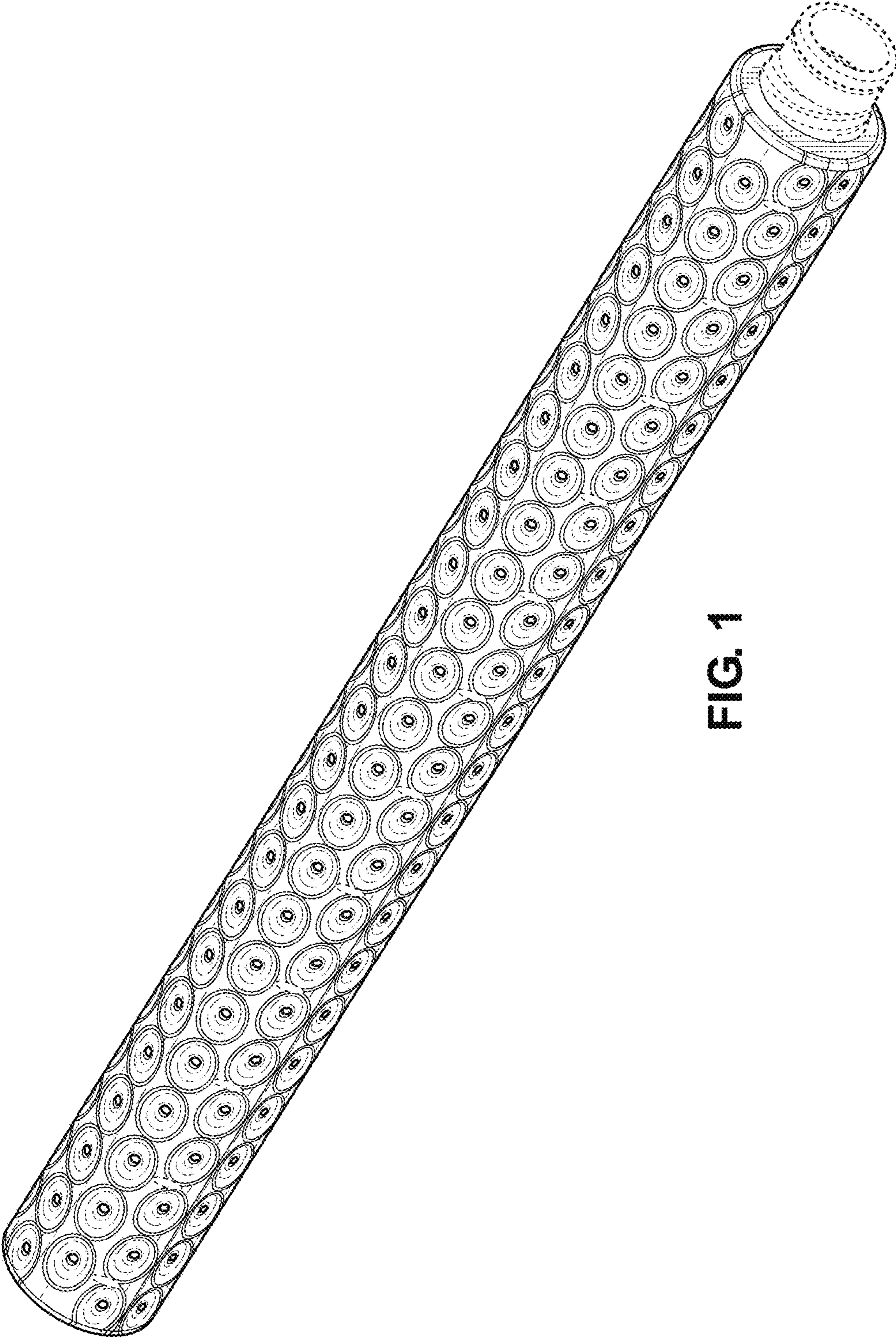


FIG. 1

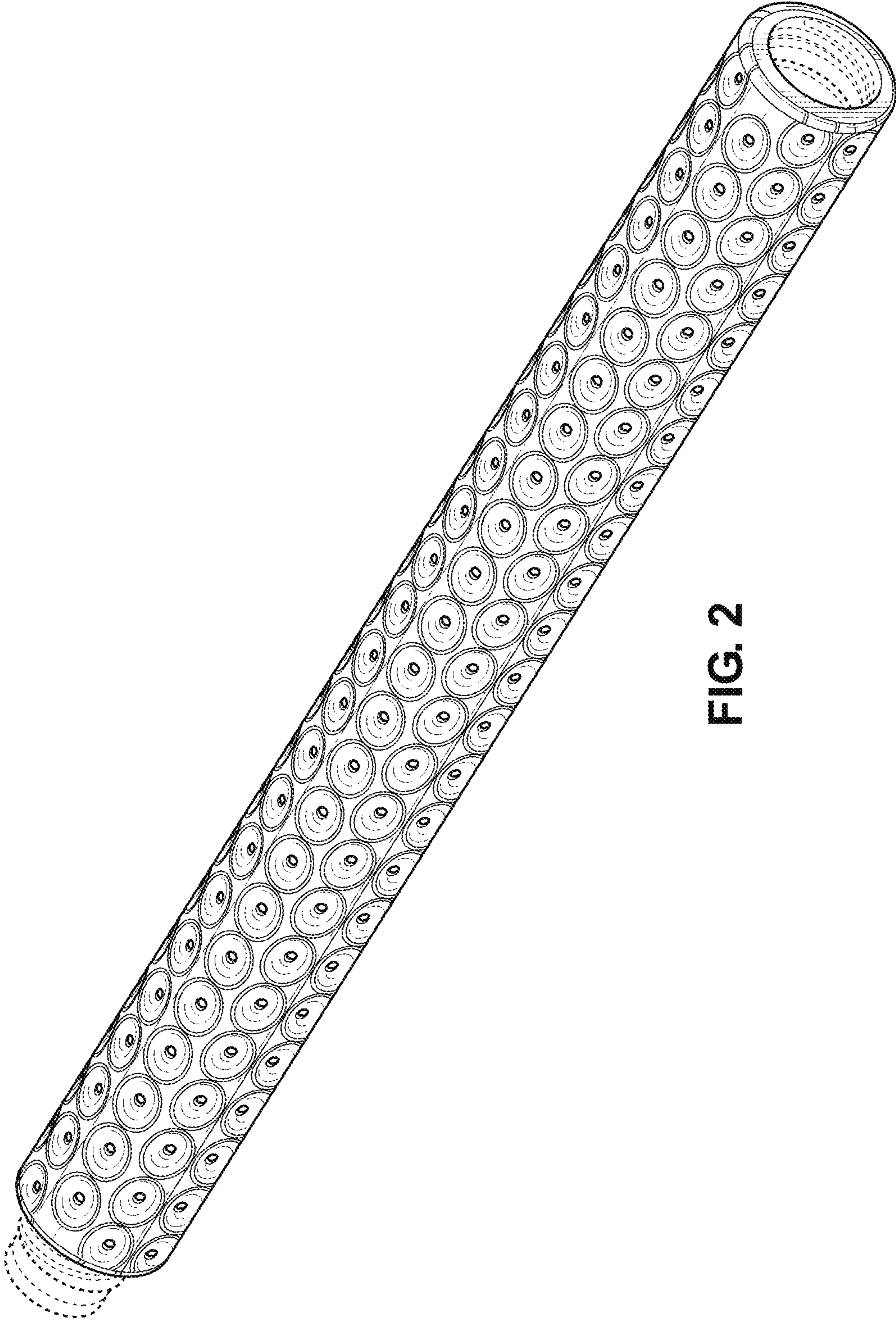


FIG. 2




FIG. 3

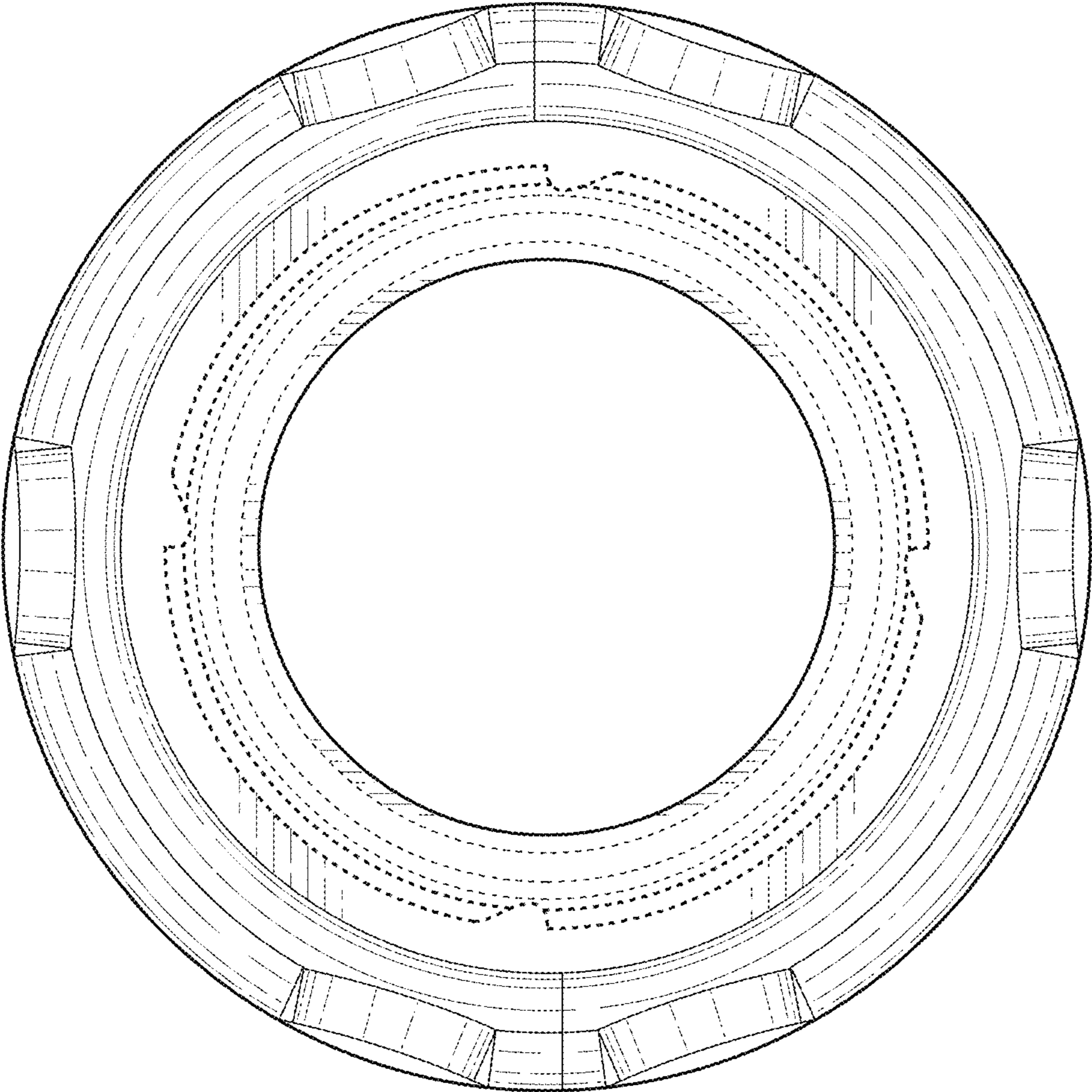


FIG. 4




FIG. 5