



US00D796132S

(12) **United States Design Patent**
Yoon et al.

(10) **Patent No.:** **US D796,132 S**

(45) **Date of Patent:** **** Aug. 29, 2017**

(54) **JOINT PIPE FOR VACUUM CLEANER**

(71) Applicant: **Samsung Electronics Co., Ltd.**,
Suwon-si, Gyeonggi-do (KR)

(72) Inventors: **Soo Hyun Yoon**, Seoul (KR); **Byeongsoo Kim**, Seoul (KR)

(73) Assignee: **SAMSUNG ELECTRONICS CO., LTD.**, Gyeonggi-Do (KR)

(**) Term: **15 Years**

(21) Appl. No.: **29/551,657**

(22) Filed: **Jan. 15, 2016**

(30) **Foreign Application Priority Data**

Jul. 17, 2015 (KR) 30-2015-0036167

(51) **LOC (10) Cl.** **15-05**

(52) **U.S. Cl.**
USPC **D32/31**

(58) **Field of Classification Search**
USPC D8/396; D32/31-33
CPC F16M 13/02; A24F 19/092; F16L 27/12;
A47L 9/242; A47L 9/02; A47L 5/362;
A47L 5/28; A47L 5/34; A47L 5/30; A47G
25/66; E04H 4/1654
See application file for complete search history.

(56) **References Cited**

U.S. PATENT DOCUMENTS

D217,285 S * 4/1970 Anderson D32/31
D267,906 S * 2/1983 Parise D32/31
D368,996 S * 4/1996 Boyer D32/32
D453,866 S * 2/2002 Nighy D32/31

D470,983 S * 2/2003 Svaldi D32/31
D477,445 S * 7/2003 Schroter D32/31
D480,848 S * 10/2003 Smith D32/31
D502,578 S * 3/2005 Roschi D32/31
D513,101 S * 12/2005 Allard D32/32
D642,754 S * 8/2011 Fjellman D32/31
D647,266 S * 10/2011 Kim D32/31
D652,188 S * 1/2012 Escobar D32/32
D674,158 S * 1/2013 Kim D32/31
2008/0284158 A1 * 11/2008 Lin A47L 9/244
285/7
2010/0123305 A1 * 5/2010 Shih A47L 9/244
285/7
2015/0014985 A1 * 1/2015 Cordes A47L 9/244
285/7

* cited by examiner

Primary Examiner — Ruth McInroy

(74) *Attorney, Agent, or Firm* — Cantor Colburn LLP

(57) **CLAIM**

We claim the ornamental design for a joint pipe for a vacuum cleaner, as shown and described.

DESCRIPTION

FIG. 1 is a front perspective view of a joint pipe for a vacuum cleaner showing our new design;
FIG. 2 is a front view thereof;
FIG. 3 is a rear view thereof;
FIG. 4 is a left-side view thereof;
FIG. 5 is a right-side view thereof;
FIG. 6 is a top view thereof;
FIG. 7 is a bottom view thereof; and,
FIG. 8 is an enlarged view of FIG. 7.
The dot-dash lines in the figures represent an unclaimed boundary line and form no part of the claimed design.

1 Claim, 5 Drawing Sheets

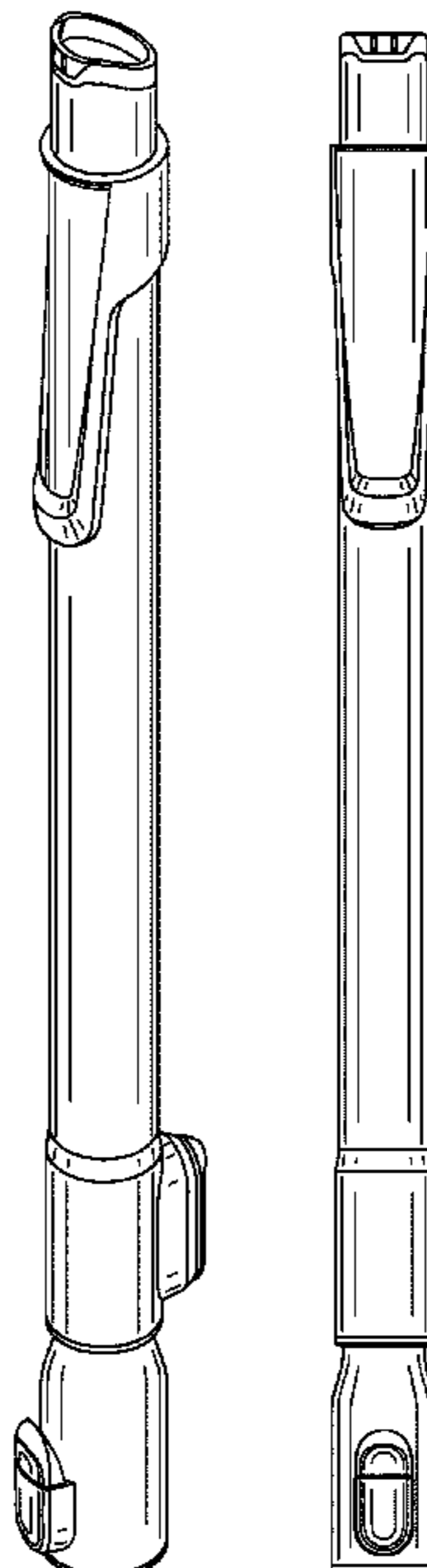


FIG.1

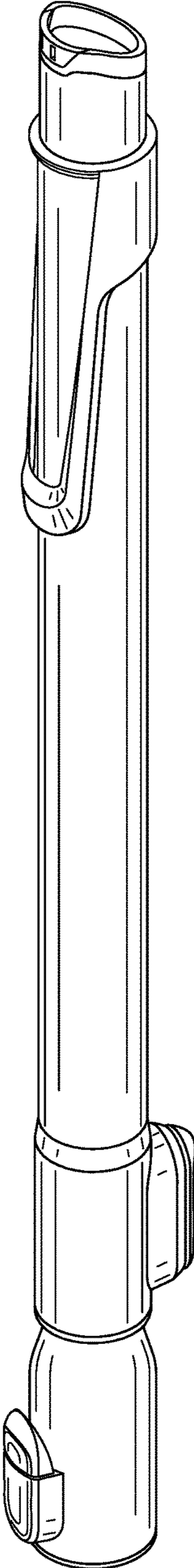


FIG.2

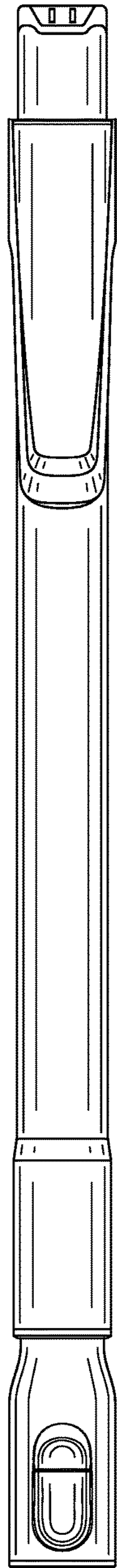


FIG.3

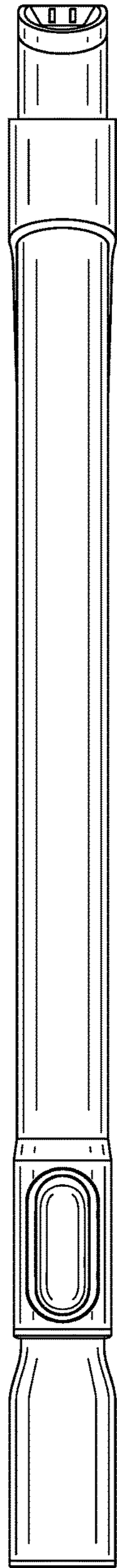


FIG.4

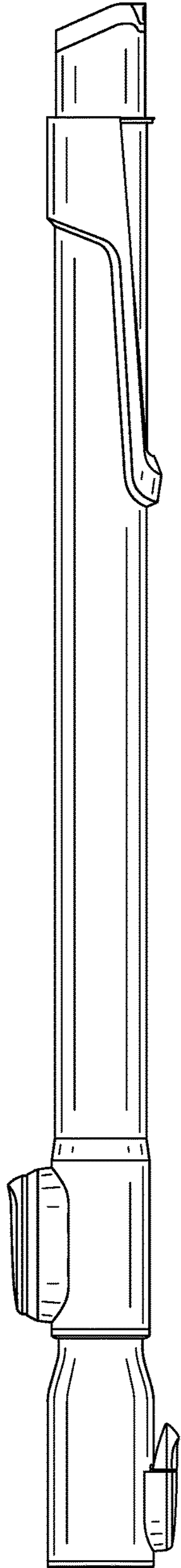


FIG.5

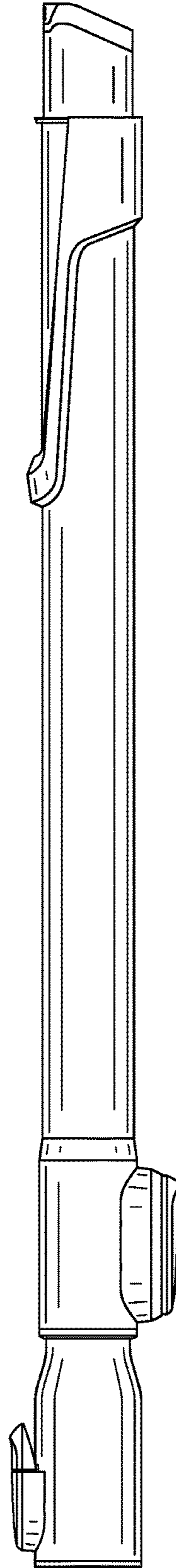


FIG.6

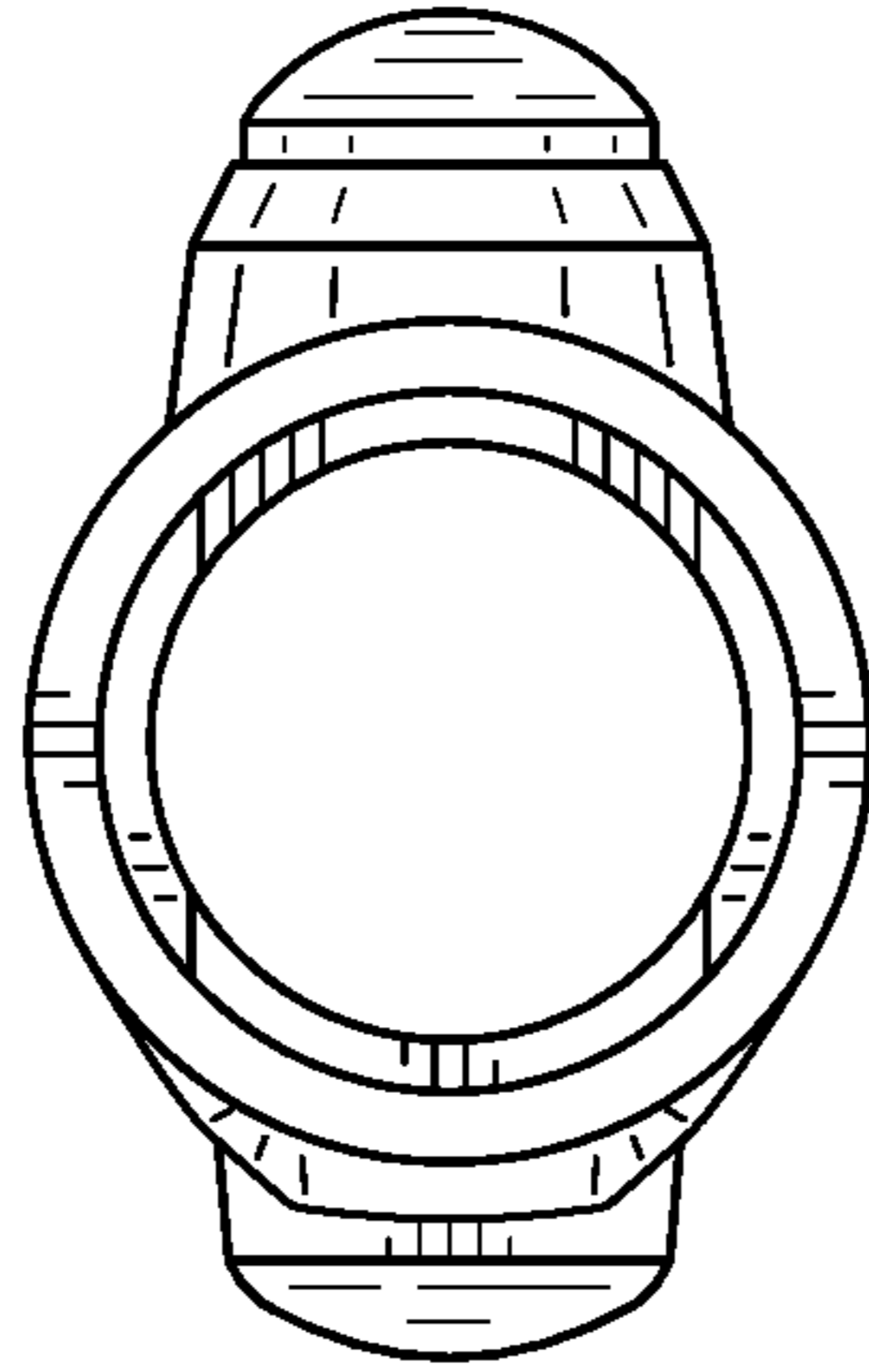


FIG.7

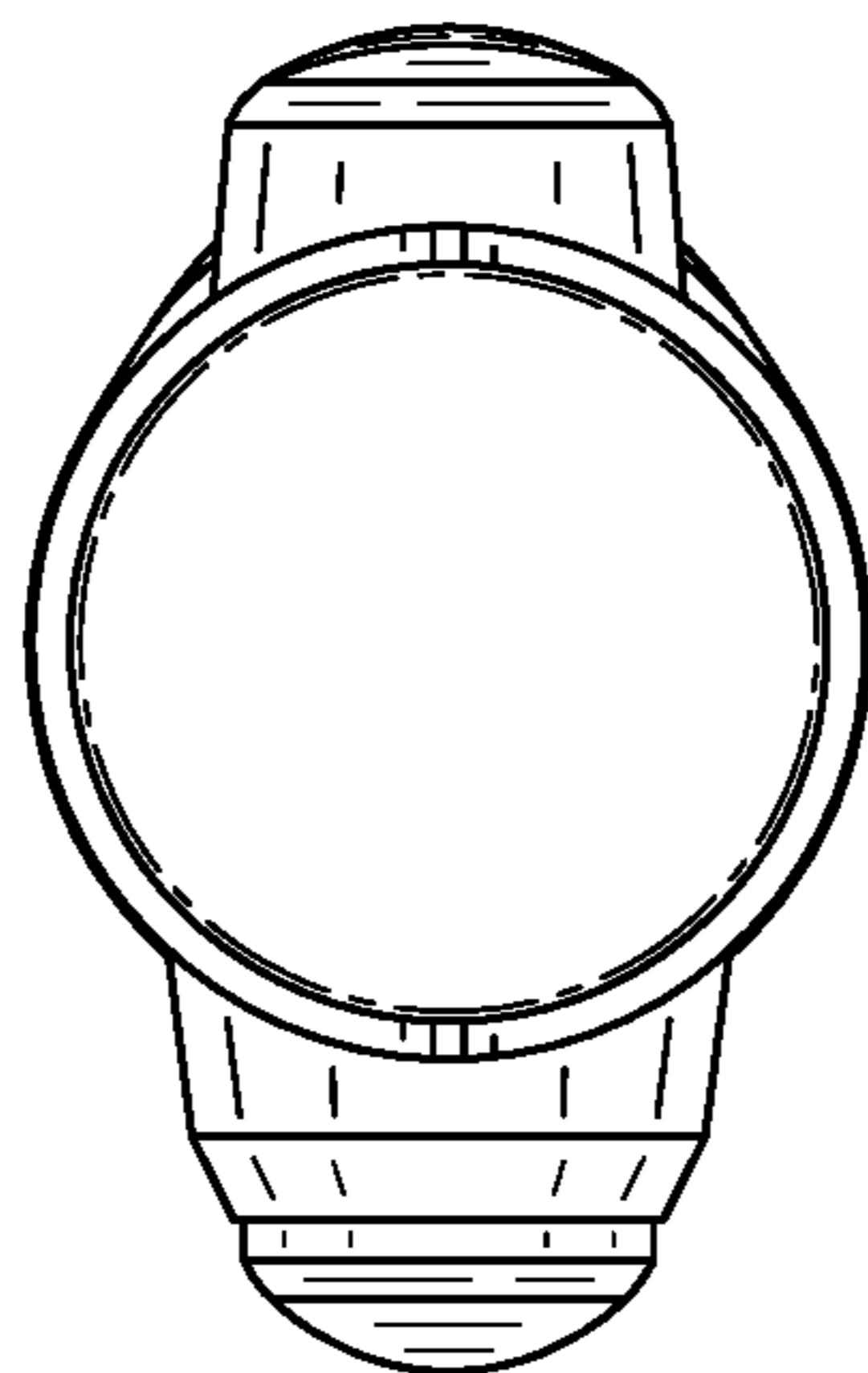


FIG.8

