



US00D796123S

(12) **United States Design Patent** (10) **Patent No.:** **US D796,123 S**
Leskosek (45) **Date of Patent:** **** Aug. 29, 2017**

(54) **PROTECTIVE SLEEVE FOR ANIMALS**

(71) Applicant: **Stacie Leskosek**, Seattle, WA (US)

(72) Inventor: **Stacie Leskosek**, Seattle, WA (US)

(**) Term: **15 Years**

(21) Appl. No.: **29/557,418**

(22) Filed: **Mar. 9, 2016**

(51) **LOC (10) Cl.** **30-01**

(52) **U.S. Cl.**
USPC **D30/144**

(58) **Field of Classification Search**
USPC D30/144, 145, 146, 147, 151, 152, 161,
D30/199; D24/124, 190; D2/718, 719,
D2/860, 864, 896, 909, 919
CPC A01K 13/006; A01K 13/007
See application file for complete search history.

(56) **References Cited**

U.S. PATENT DOCUMENTS

D222,898 S *	1/1972	Morris	D24/190
3,791,383 A *	2/1974	Friedman	A61D 9/00
				119/850
D284,325 S *	6/1986	Birmingham, Jr.	D2/860
5,076,043 A *	12/1991	Butler	A01K 13/007
				119/850
5,341,765 A *	8/1994	McComb	A01K 13/007
				119/850
D372,563 S *	8/1996	Waugh, Jr.	D30/145
D375,586 S *	11/1996	Caditz	D30/146
D376,448 S *	12/1996	Caditz	D30/146
6,240,882 B1 *	6/2001	Gross	A01K 13/007
				119/850
D692,625 S *	10/2013	Kok-Duson	D30/145
D764,721 S *	8/2016	McCabe	D30/145
2008/0264351 A1 *	10/2008	Williams	A01K 13/006
				119/850
2011/0017151 A1 *	1/2011	Simoni	A01K 13/006
				119/850

OTHER PUBLICATIONS

“Protective Pet Sleeve—Front Leg”. Found online Jan. 6, 2017 at dfordog.co.uk. Page dated Feb. 21, 2014. Retrieved from <http://web.archive.org/web/20140928213902/http://www.dfordog.co.uk/protective-pet-sleeve-front-leg.html>.*

(Continued)

Primary Examiner — Robert M Spear

Assistant Examiner — Kendra L Hamilton

(74) *Attorney, Agent, or Firm* — Loza & Loza, LLP;
Heidi L. Eisenhut

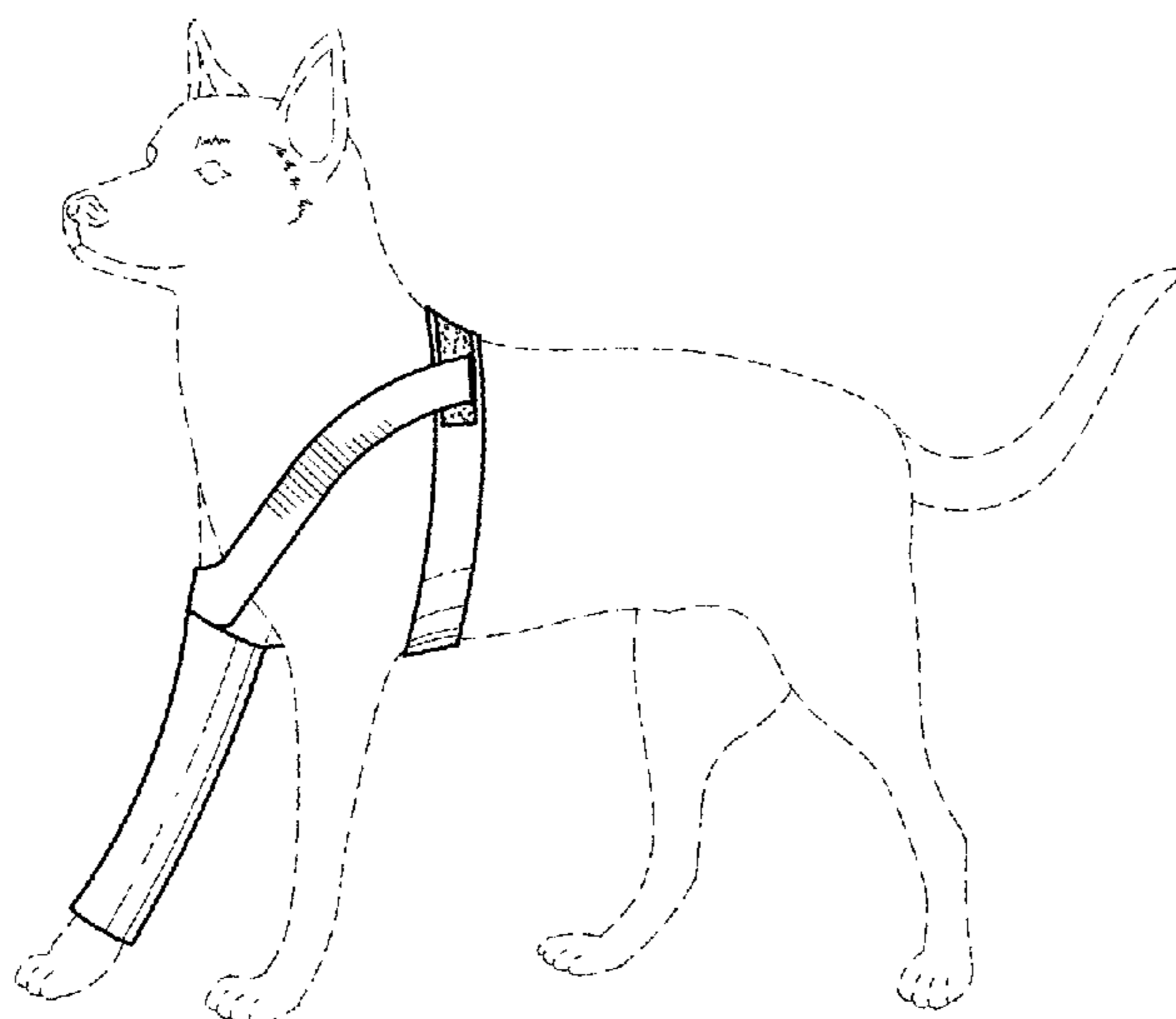
(57) **CLAIM**

The ornamental design for a protective sleeve for animals, as shown and described.

DESCRIPTION

FIG. 1 is a front, right perspective view of a protective sleeve for animals of the present invention shown on a dog; FIG. 2 is a front, left perspective view of the protective sleeve for animals of FIG. 1 shown on a dog; FIG. 3 is a front side elevation view of the protective sleeve for animals of FIG. 1 shown on a dog; FIG. 4 is a top plan view of the protective sleeve for animals of FIG. 1 shown on a dog; FIG. 5 an enlarged right side elevation view of the protective sleeve for animals of FIG. 1 shown removed from the dog to clarity of disclosure; and, FIG. 6 an enlarged left side elevation view of the protective sleeve for animals of FIG. 1. The shaded rectangular features, best seen in FIG. 6 represent hook-and-loop fasteners. In FIGS. 1-4, the broken line showing of a dog depicts environmental subject matter only and form no part of the claimed design. In FIGS. 1, 4, 5 and 6, the broken lines on the protective sleeve depict stitching that forms part of the claimed design.

1 Claim, 4 Drawing Sheets



(56)

References Cited

OTHER PUBLICATIONS

“How to Cover a Leg Sore on a Dog”. Found online Jan. 6, 2017 at virtuavet.wordpress.com. Page dated Dec. 6, 2010. Retrieved from <https://virtuavet.wordpress.com/2010/12/06/how-to-cover-a-leg-sore-on-a-dog/>.*

“BodyShirt—The Original”. Found online Jan. 6, 2017 at shop.doggonechic.com. Page dated Jul. 15, 2015. Retrieved from <http://www.shop.doggonechic.com/product.sc;jsessionid=E0B371A0027A225544A9306AC916C40E.gscstrfrnt04?categoryId=1&productId=3>.*

“K9 Top Coat: Sun Protection!” Found online Jan. 6, 2017 at k9topcoat.com. Page dated Sep. 23, 2012. Retrieved from <http://web.archive.org/web/20120923020729/http://www.k9topcoat.com/pilot.asp?pg=SunProtection>.*

* cited by examiner




FIG. 1

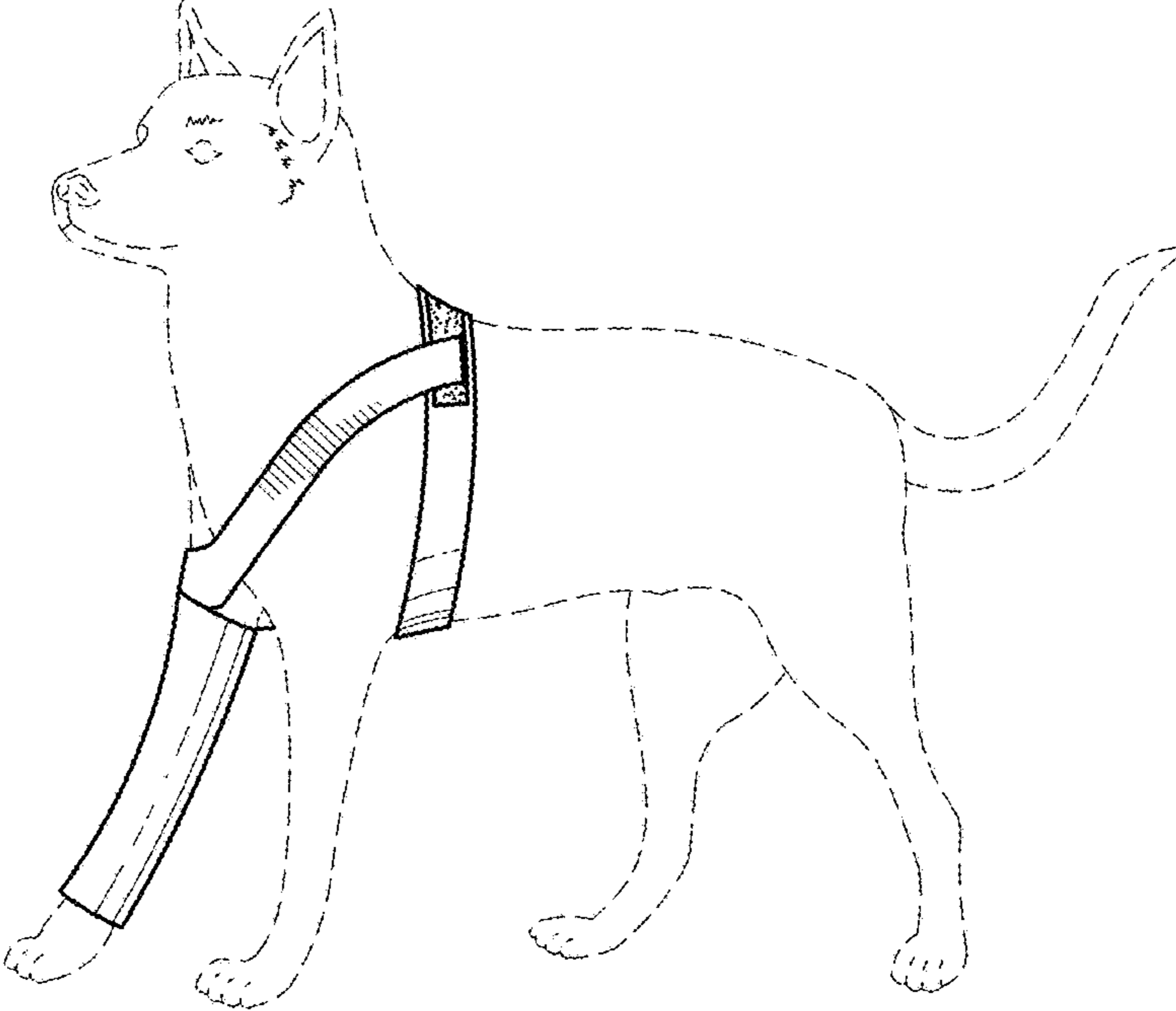


FIG. 2

FIG. 3

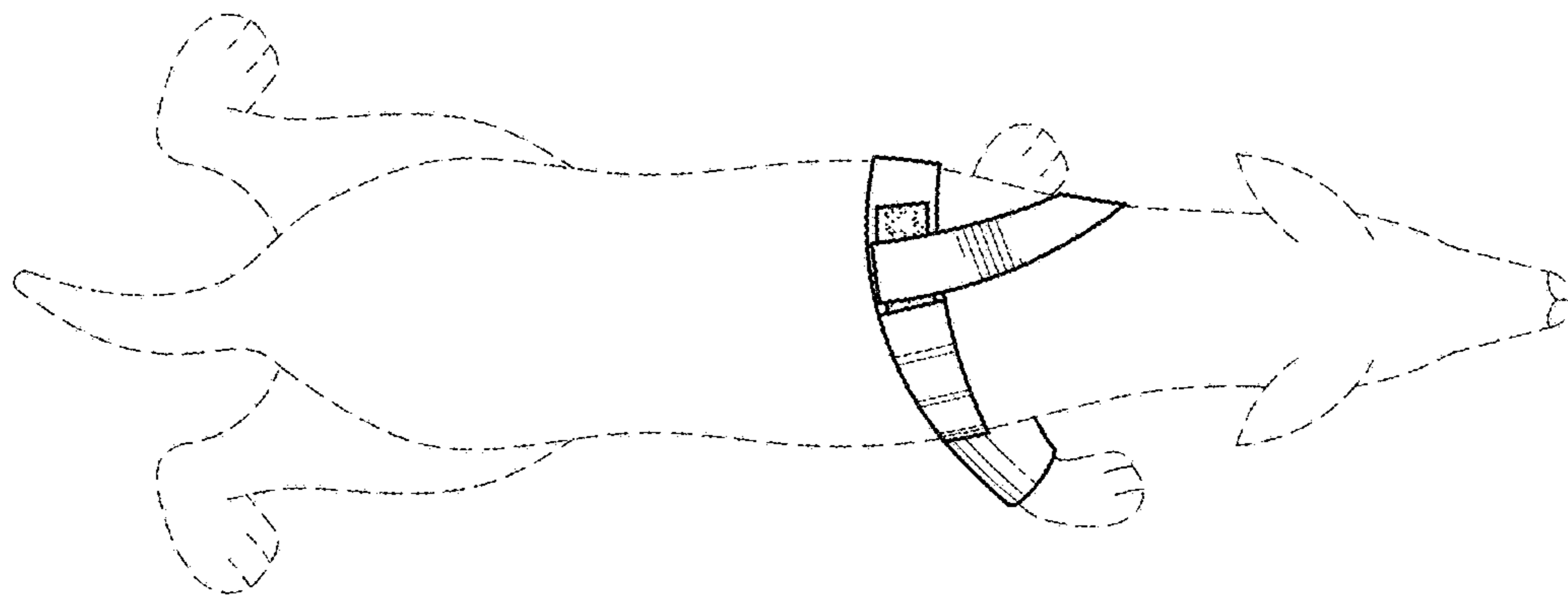
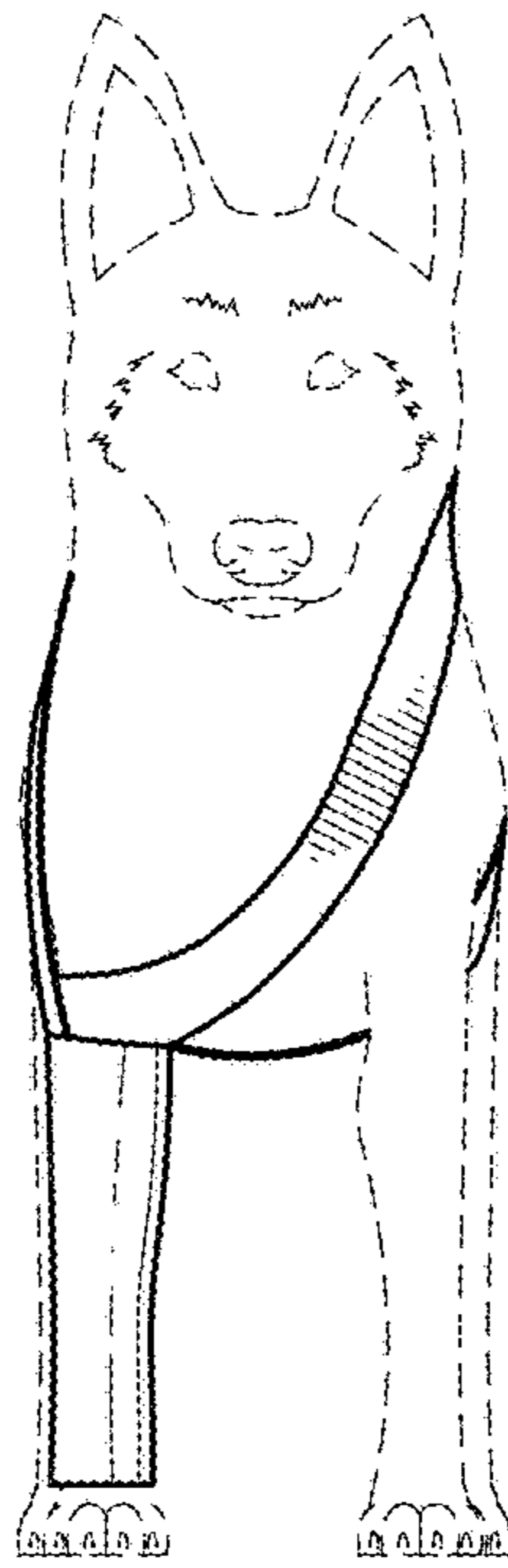


FIG. 4

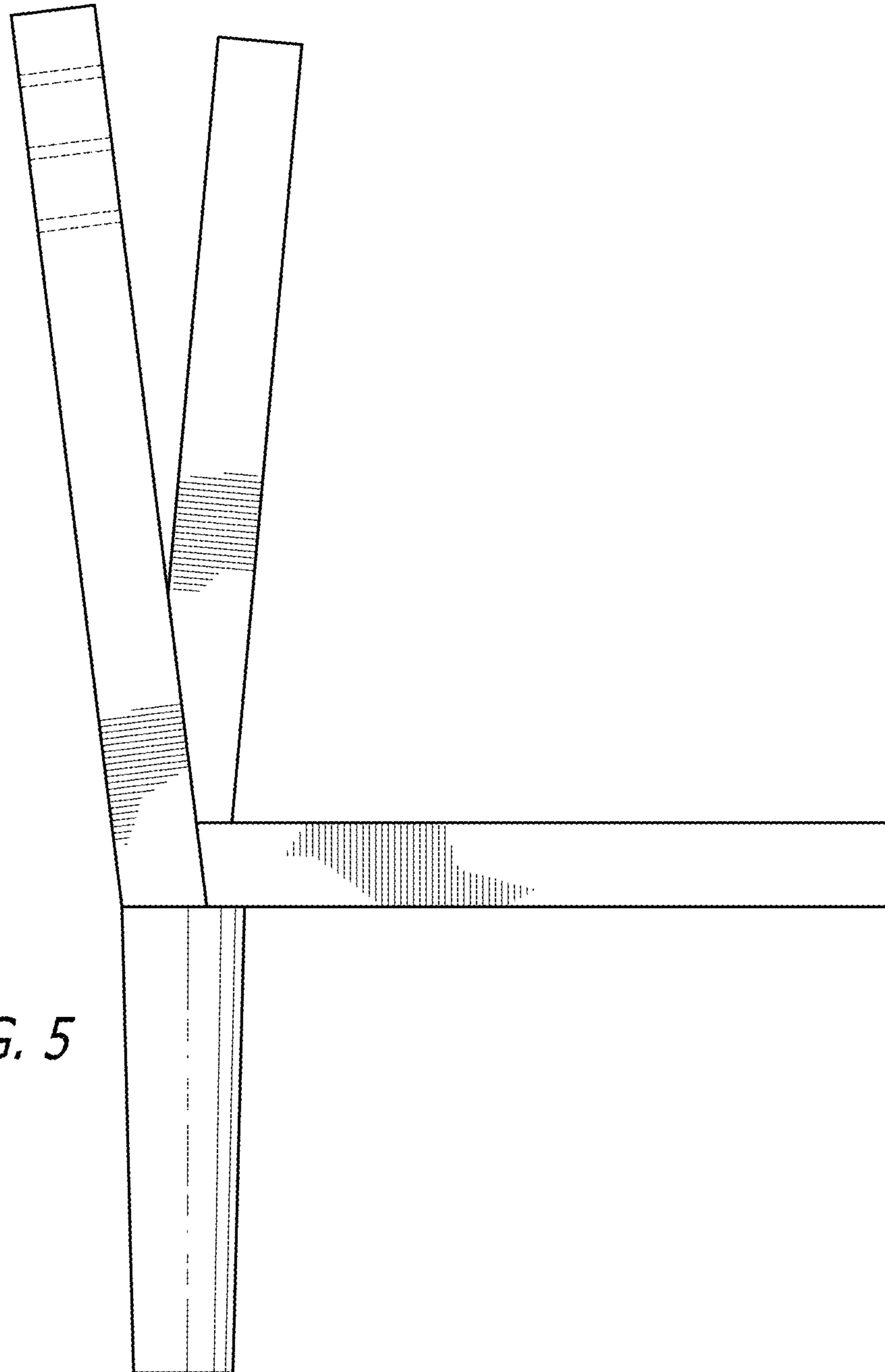


FIG. 5

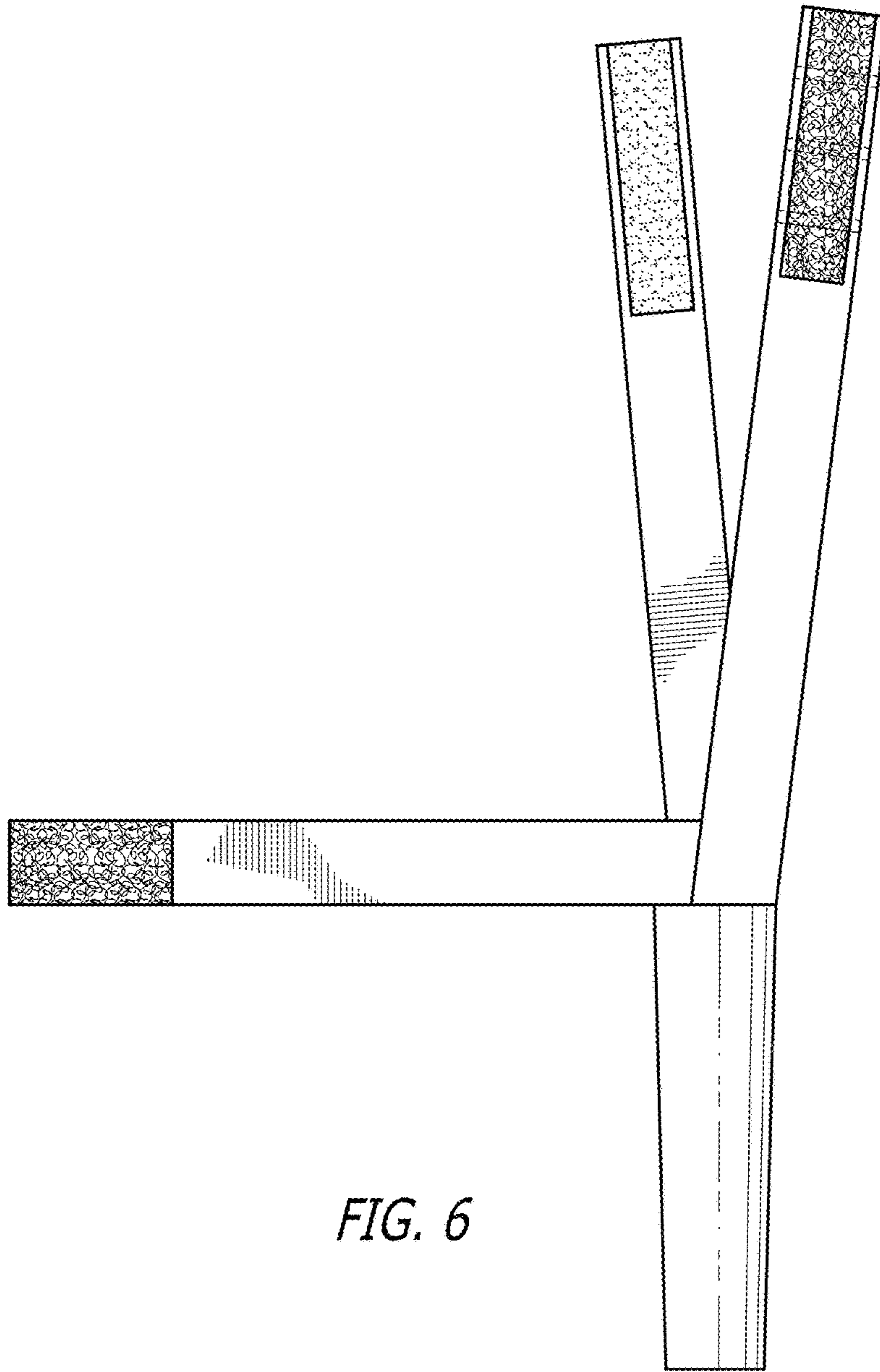


FIG. 6