



US00D796097S

(12) **United States Design Patent** (10) **Patent No.:** **US D796,097 S**
Rudwal et al. (45) **Date of Patent:** **** Aug. 29, 2017**

(54) **PAIR OF FRONT LIGHTS FOR A THREE-WHEELED VEHICLE**

(71) Applicant: **BOMBARDIER RECREATIONAL PRODUCTS INC., Valcourt (CA)**
(72) Inventors: **Christopher Rudwal, Paris (FR); Jean-Philippe Crepeau, Bromont (CA); Damien Basset, St-Remy-de-Provence (FR); Maxime Dumont, Montreal (CA); Ghyslain Beland, Granby (CA)**
(73) Assignee: **BOMBARDIER RECREATIONAL PRODUCTS INC., Valcourt (CA)**

(**) Term: **15 Years**
(21) Appl. No.: **29/586,947**
(22) Filed: **Dec. 8, 2016**

Related U.S. Application Data

(62) Division of application No. 29/536,636, filed on Aug. 18, 2015.
(51) **LOC (10) Cl.** **26-07**
(52) **U.S. Cl.**
USPC **D26/28; D12/107; D12/126**
(58) **Field of Classification Search**
USPC D12/107, 110, 114, 117, 126, 186; D26/28-36
CPC . B62J 17/00; B62J 17/04; B62J 23/00; B62K 11/04; F21S 48/00; F21S 48/10; F21S 48/115; F21S 48/225; F21S 48/1233; F21S 48/1266; F21S 48/1388; F21S 48/2268; F21V 21/04
See application file for complete search history.

(56) **References Cited**
U.S. PATENT DOCUMENTS
6,015,022 A * 1/2000 Thuliez B62D 21/04 180/210
D449,018 S * 10/2001 Musser D12/85
D485,788 S * 1/2004 Guay D12/107
D517,706 S * 3/2006 Itaya D26/28
D536,186 S 2/2007 Crepeau et al.
D538,965 S * 3/2007 Basset D26/120
D545,461 S * 6/2007 Itaya D26/28
D557,646 S 12/2007 Portelance
D563,000 S * 2/2008 Sanschagrin D26/28
D569,015 S * 5/2008 Tsukui D26/28
D573,734 S * 7/2008 Watanabe D26/28
D580,836 S 11/2008 Longpre et al.
D581,319 S 11/2008 Longpre et al.
D581,320 S 11/2008 Longpre et al.
D581,685 S 12/2008 Longpre et al.
D581,846 S 12/2008 Longpre et al.
D582,823 S 12/2008 Longpre et al.
D584,188 S * 1/2009 Jenkins D12/85

(Continued)


Primary Examiner — Darlington Ly
(74) *Attorney, Agent, or Firm* — BCF LLP

(57) **CLAIM**
The ornamental design for a pair of front lights for a three-wheeled vehicle, as shown and described.

DESCRIPTION

FIG. 1 is a top, front, and left side perspective view of a pair of front lights for a three-wheeled vehicle showing our new design;
FIG. 2 is a left side elevation view thereof;
FIG. 3 is a front elevation view thereof;
FIG. 4 is a right side elevation view thereof; and,
FIG. 5 is a top plan view thereof.
The broken lines in the drawings illustrate an environmental structure of a three-wheeled vehicle and portions of its front lights that do not form part of the claimed design.

1 Claim, 5 Drawing Sheets



(56)

References Cited

U.S. PATENT DOCUMENTS

D589,844	S	*	4/2009	Aube	D12/85
D593,455	S		6/2009	Longpre et al.		
D593,908	S	*	6/2009	Longpre	D12/107
D593,912	S		6/2009	Longpre et al.		
D596,081	S	*	7/2009	Longpre	D12/107
D598,328	S	*	8/2009	Lambri	B62K 5/05 D12/110
D603,076	S	*	10/2009	Hung	D26/28
D603,775	S		11/2009	Longpre et al.		
D611,391	S		3/2010	Bourgeois		
D626,900	S		11/2010	Guay et al.		
D627,263	S	*	11/2010	Guay	D12/110
D627,269	S		11/2010	Deluy et al.		
D627,282	S		11/2010	Deluy et al.		
D628,129	S		11/2010	Longpre et al.		
D629,724	S		12/2010	Guay et al.		
D629,726	S		12/2010	Guay et al.		
D631,803	S		2/2011	Guay et al.		
D656,435	S	*	3/2012	Lambri	B62K 5/027 D12/110
D682,158	S	*	5/2013	Canni	D12/85
D689,794	S	*	9/2013	Bracy	D12/85
D702,166	S	*	4/2014	Deluy	D12/186
D713,568	S	*	9/2014	Bose	D26/28
D782,087	S	*	3/2017	Youn	D26/28
2007/0256882	A1	*	11/2007	Bedard	B62K 5/027 180/312

* cited by examiner




Fig. 1

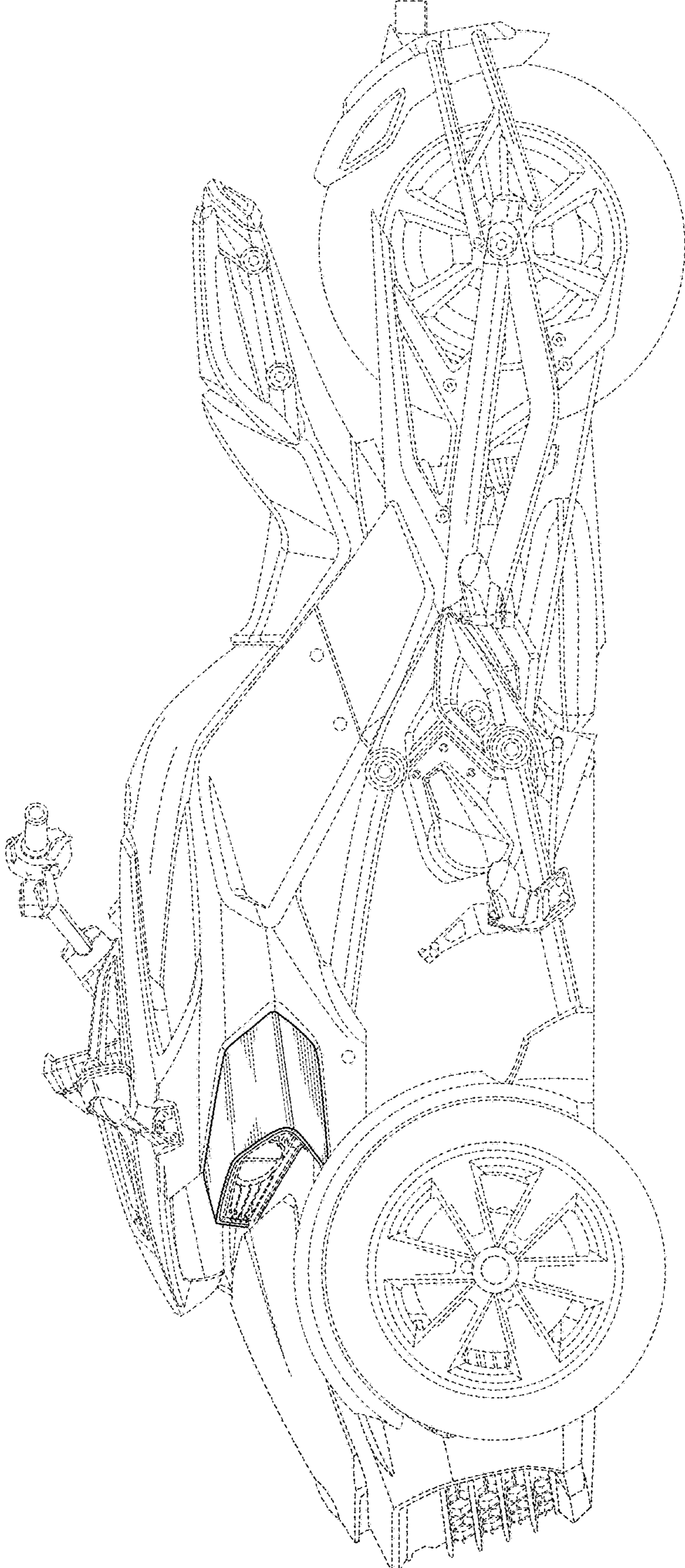


Fig. 2

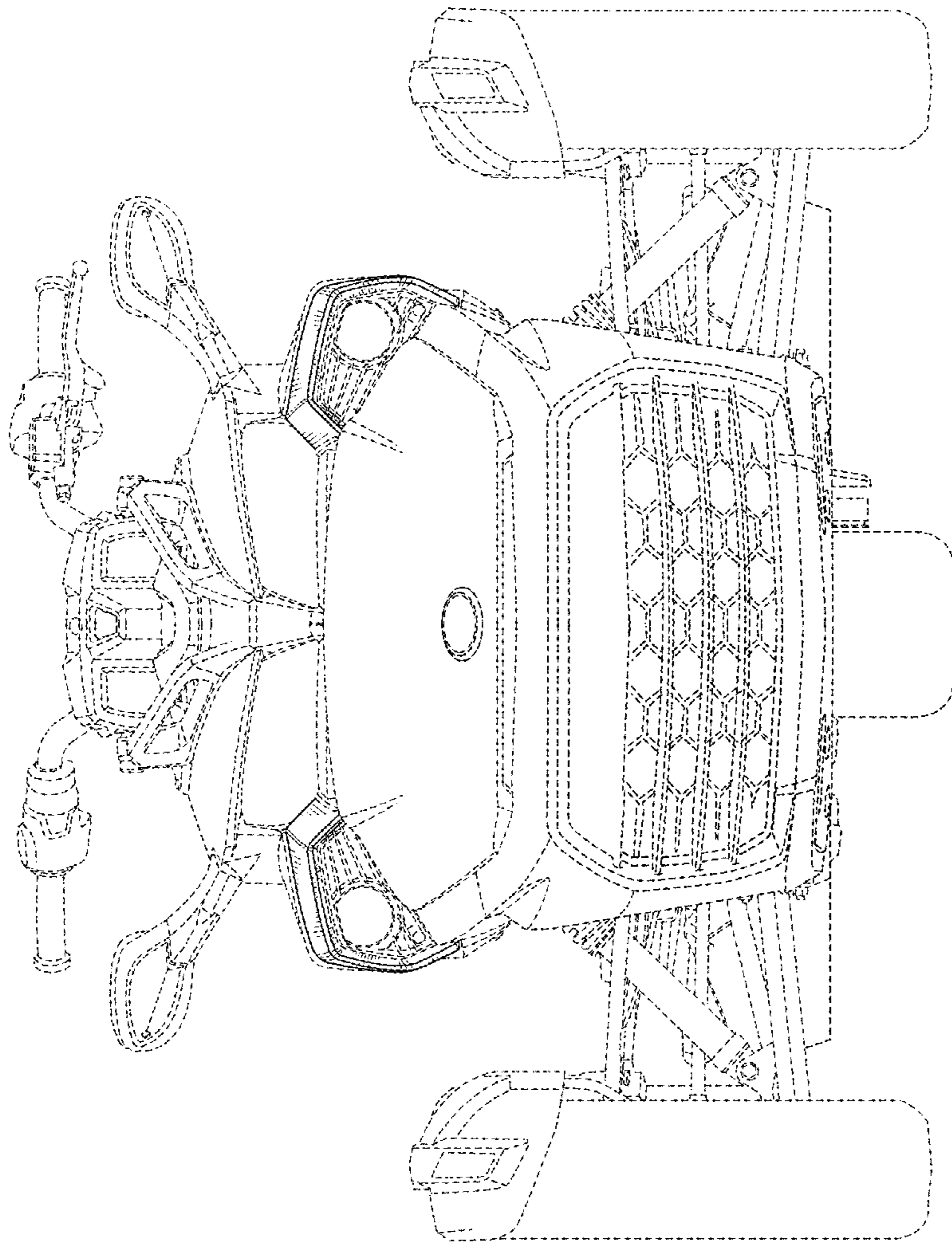


Fig. 3

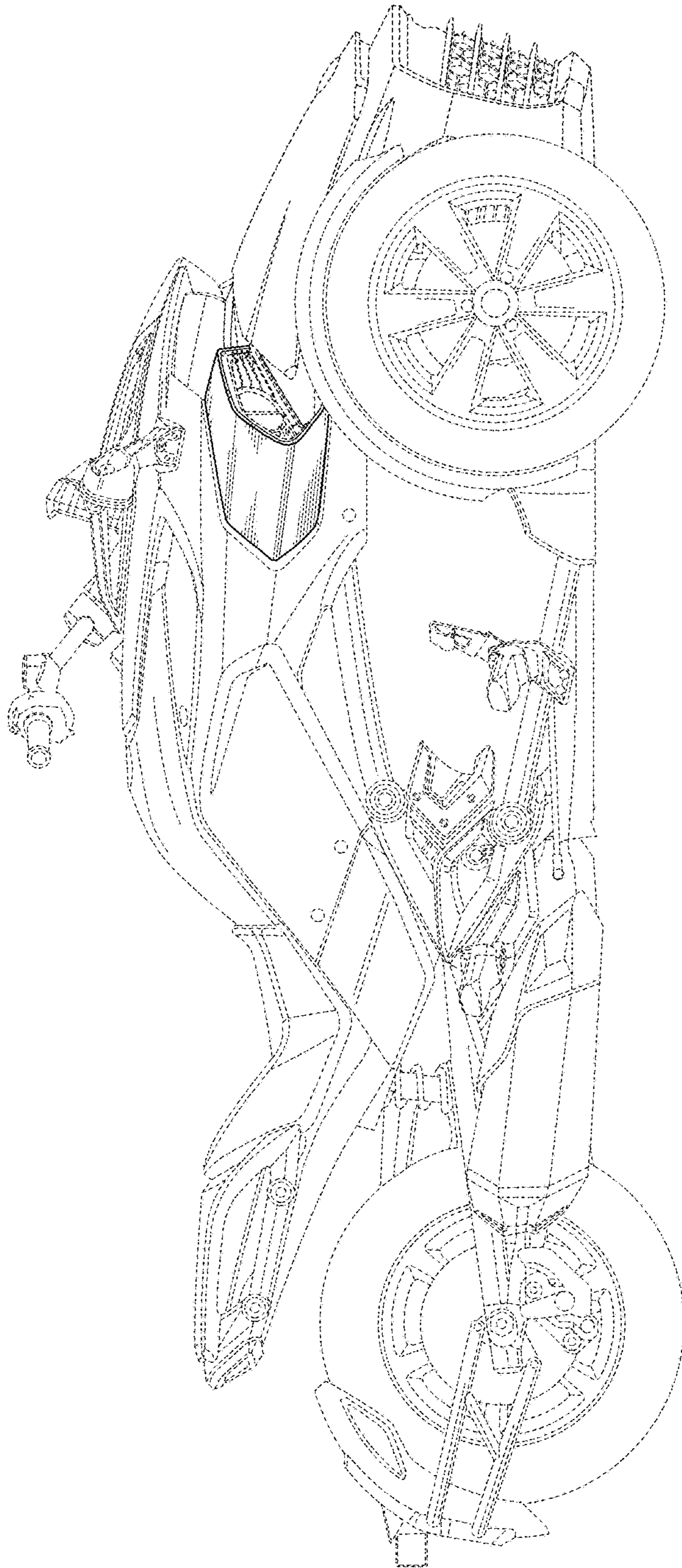


Fig.4

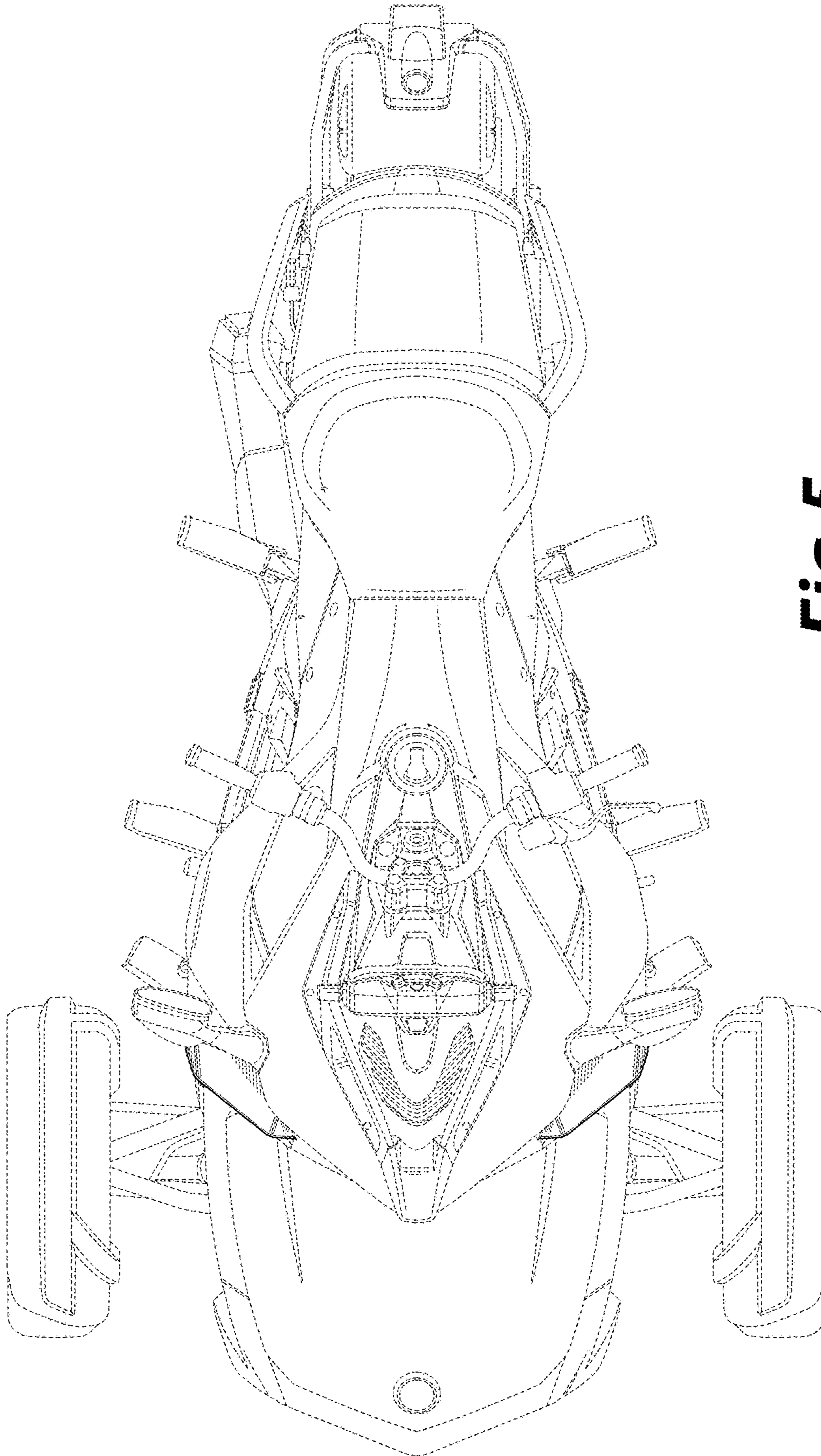


Fig.5