



US00D796062S

(12) **United States Design Patent** (10) **Patent No.:** **US D796,062 S**  
**Liese** (45) **Date of Patent:** **\*\* Aug. 29, 2017**

(54) **GAZEBO**  
(71) Applicant: **hlb-consulting GmbH**, Walzbachtal (DE)  
(72) Inventor: **Mark Sebastian Liese**, Walzbachtal (DE)  
(73) Assignee: **hlb-consulting GmbH**, Walzbachtal (DE)  
(\*\*) Term: **14 Years**  
(21) Appl. No.: **29/522,273**  
(22) Filed: **Mar. 30, 2015**

(30) **Foreign Application Priority Data**  
Sep. 30, 2014 (DE) ..... 40 2014 100 927  
(51) **LOC (10) Cl.** ..... **25-01**  
(52) **U.S. Cl.**  
USPC ..... **D25/56**  
(58) **Field of Classification Search**  
USPC ..... D25/32, 55, 56, 57; 52/74, 78; 135/87, 135/157; 160/19, 32, 38, 61, 130  
CPC ..... E04B 1/2604; E04B 2001/266; E04B 2103/04; E04H 1/1205  
See application file for complete search history.

(56) **References Cited**  
**U.S. PATENT DOCUMENTS**  
D151,655 S \* 11/1948 Preaus ..... D25/57  
D223,789 S \* 6/1972 Economus ..... 52/66  
D224,520 S \* 8/1972 Waters ..... 52/82

D445,916 S \* 7/2001 Pritchard ..... D25/56  
6,996,941 B1 \* 2/2006 Maschoff ..... E04H 15/48  
135/122  
D605,308 S \* 12/2009 Combs ..... D21/837  
2005/0235580 A1 \* 10/2005 Golden ..... E04D 9/00  
52/79.1

**OTHER PUBLICATIONS**

<http://www.eventelevators.de/neuigkeiten/buehnentechnik/megaforce-uebernimmt-die-marke-magic-sky> Posted Jan. 28, 2013.\*  
<http://www.ziogiorgio.de/2013/11/18/geschaeftiges-jahr-fuer-magic-sky/> Posted Nov. 18, 2013.\*

\* cited by examiner

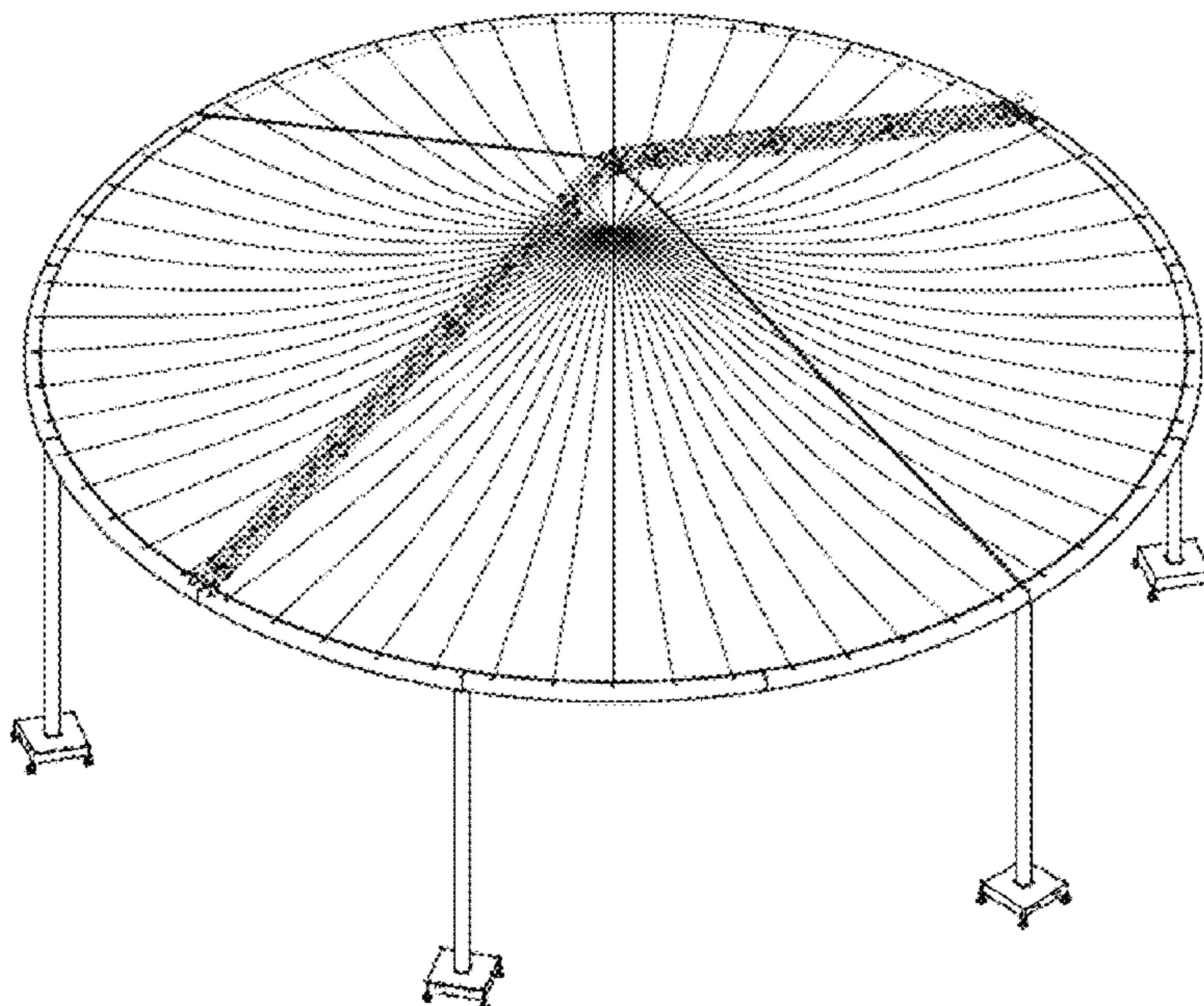
*Primary Examiner* — Susan Bennett Hattan  
*Assistant Examiner* — Leanne Was-Englehart  
(74) *Attorney, Agent, or Firm* — Gudrun E. Huckett

(57) **CLAIM**  
The ornamental design for a gazebo, as shown and described.

**DESCRIPTION**

FIG. 1 is a side view of a gazebo showing my new design with round posts and a circular support, wherein the view from the opposite side of the gazebo is identical. FIG. 2 is another side view thereof rotated by 90 degrees relative to FIG. 1, the view from the opposite side being identical. FIG. 3 is a top perspective view thereof; and, FIG. 4 is a top plan view thereof. Broken line areas in the illustrations depict portions of the gazebo that form no part of the claimed design.

**1 Claim, 4 Drawing Sheets**



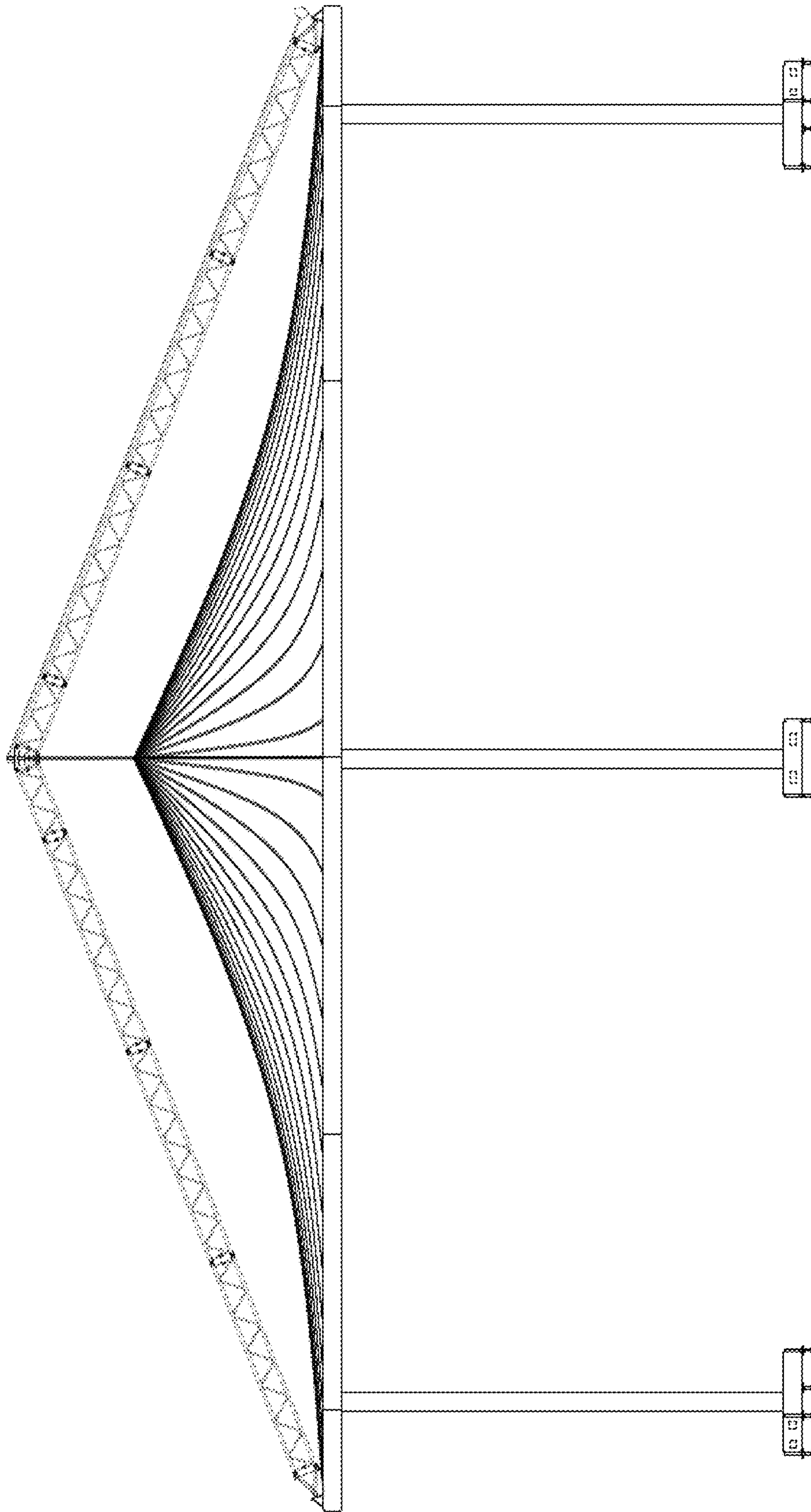


Fig. 1

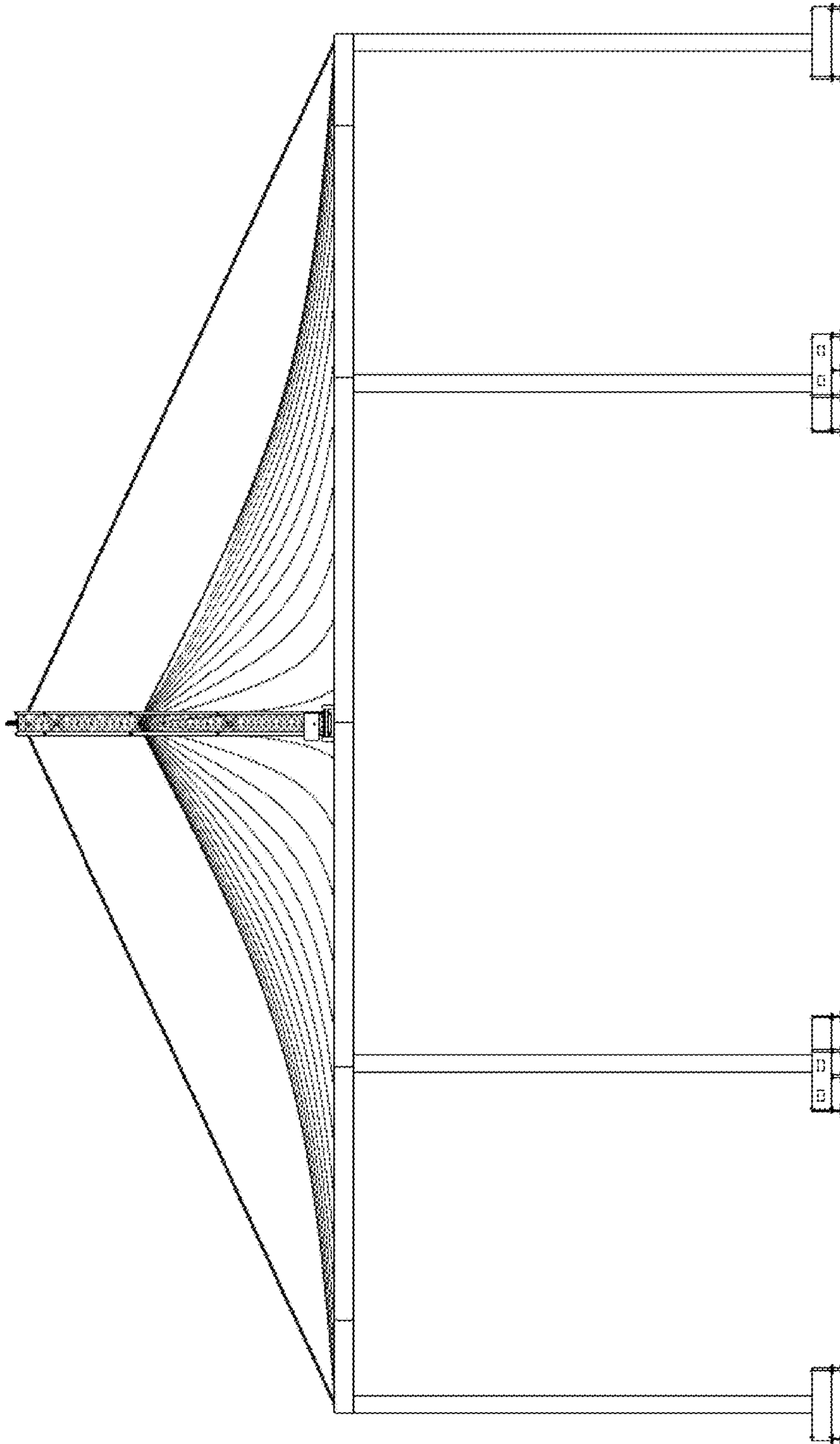


Fig. 2



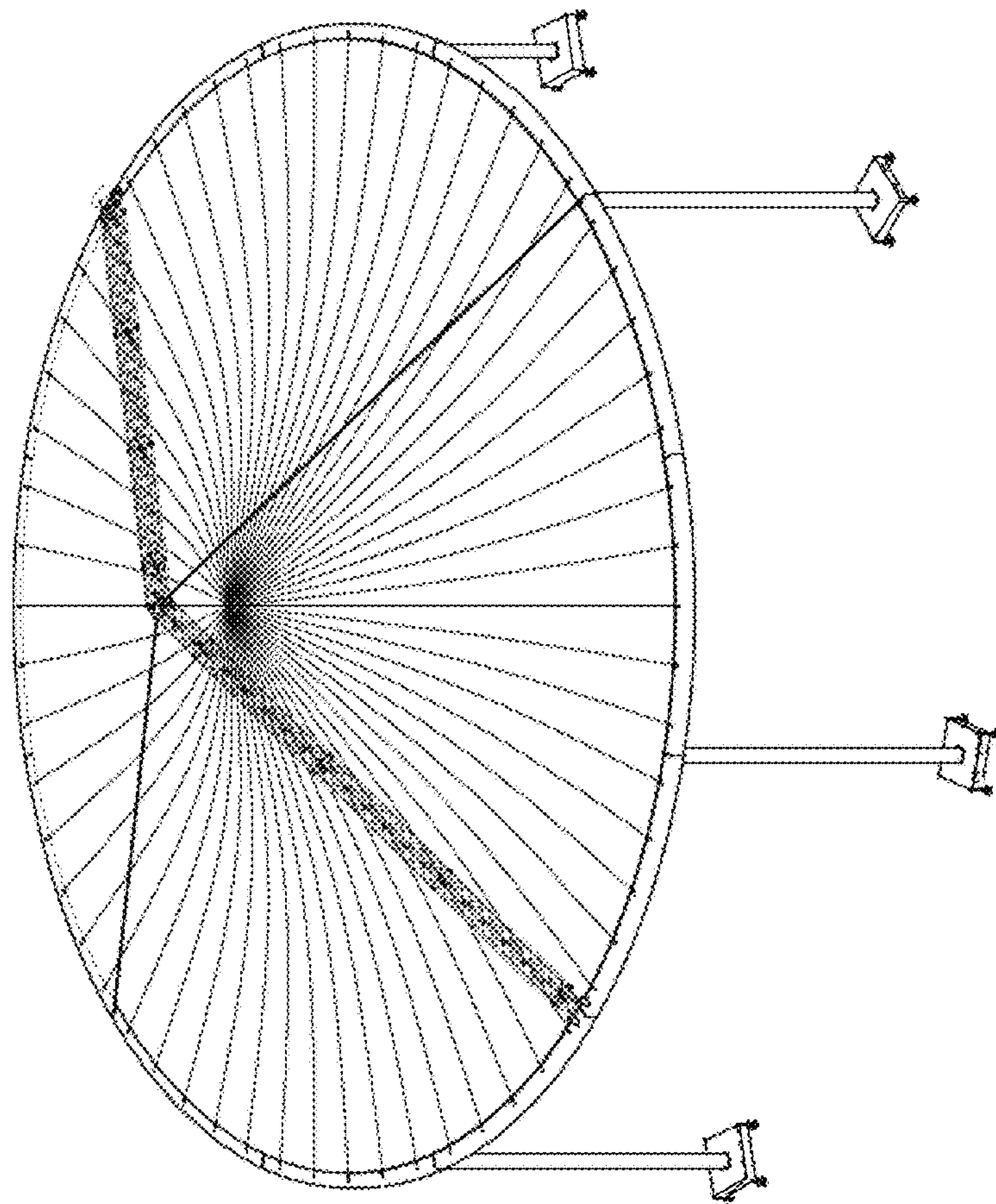


Fig. 3

Fig. 4

