



US00D796055S

(12) **United States Design Patent** (10) **Patent No.:** **US D796,055 S**  
**Chen** (45) **Date of Patent:** **\*\* Aug. 29, 2017**

(54) **MESSAGE VIBRATOR WITH VACUUM SUCTION ARRANGEMENT**

(71) Applicant: **Shenzhen Pretty Love Technology Co., Ltd.**, Shenzhen (CN)

(72) Inventor: **Xueliang Chen**, Liaoyang (CN)

(\*\*) Term: **15 Years**

(21) Appl. No.: **29/553,449**

(22) Filed: **Feb. 1, 2016**

(51) **LOC (10) Cl.** ..... **28-03**

(52) **U.S. Cl.**  
USPC ..... **D24/215**

(58) **Field of Classification Search**  
USPC ..... D24/200, 211, 212, 213, 214, 215;  
601/19, 27-32, 46-48, 52, 99, 112-113,  
601/118, 135, 137, DIG. 12, DIG. 14,  
601/DIG. 15, DIG. 16, DIG. 17; D30/160  
CPC ..... A61H 19/00; A61H 19/30; A61H 19/32;  
A61H 19/34; A61H 19/40; A61H 19/44;  
A61H 19/50; A61H 2015/0007; A61H  
2015/0014; A61H 2015/0042; A61H  
15/00; A61H 7/003; A61H 7/005  
See application file for complete search history.

(56) **References Cited**

**U.S. PATENT DOCUMENTS**

D606,208 S \* 12/2009 Nan ..... D24/215  
D681,219 S \* 4/2013 Chen ..... D24/215  
D681,223 S \* 4/2013 Chen ..... D24/215  
D685,917 S \* 7/2013 Chen ..... D24/215

D685,918 S \* 7/2013 Chen ..... D24/215  
D693,935 S \* 11/2013 Chen ..... D24/215  
D693,936 S \* 11/2013 Chen ..... D24/215  
D702,363 S \* 4/2014 Tai ..... D24/215  
D739,548 S \* 9/2015 Cheung ..... D24/215  
D758,604 S \* 6/2016 Brinberg ..... D24/215  
D771,830 S \* 11/2016 Sedic ..... D24/215  
2013/0178769 A1 \* 7/2013 Schmidt ..... A61H 19/34  
601/46  
2013/0261385 A1 \* 10/2013 Zipper ..... A61H 19/40  
600/38  
2016/0120737 A1 \* 5/2016 Sedic ..... A61H 19/34  
601/46

\* cited by examiner

*Primary Examiner* — Sandra Snapp

(74) *Attorney, Agent, or Firm* — Novoclaims Patent Services LLC; Mei Lin Wong


(57) **CLAIM**

The ornamental design for a massage vibrator with vacuum suction arrangement, as shown and described.

**DESCRIPTION**

FIG. 1 is a front perspective view of a massage vibrator with vacuum suction arrangement showing my new design.  
FIG. 2 is another perspective view thereof.  
FIG. 3 is a front view  
FIG. 4 is a rear view thereof.  
FIG. 5 is a left side view thereof.  
FIG. 6 is a right side view thereof.  
FIG. 7 is a top view thereof; and,  
FIG. 8 is a bottom view thereof.  
The broken lines depicting portions of the massage vibrator with vacuum suction arrangement are for illustrative purposes only and form no part of the claimed design.

**1 Claim, 8 Drawing Sheets**



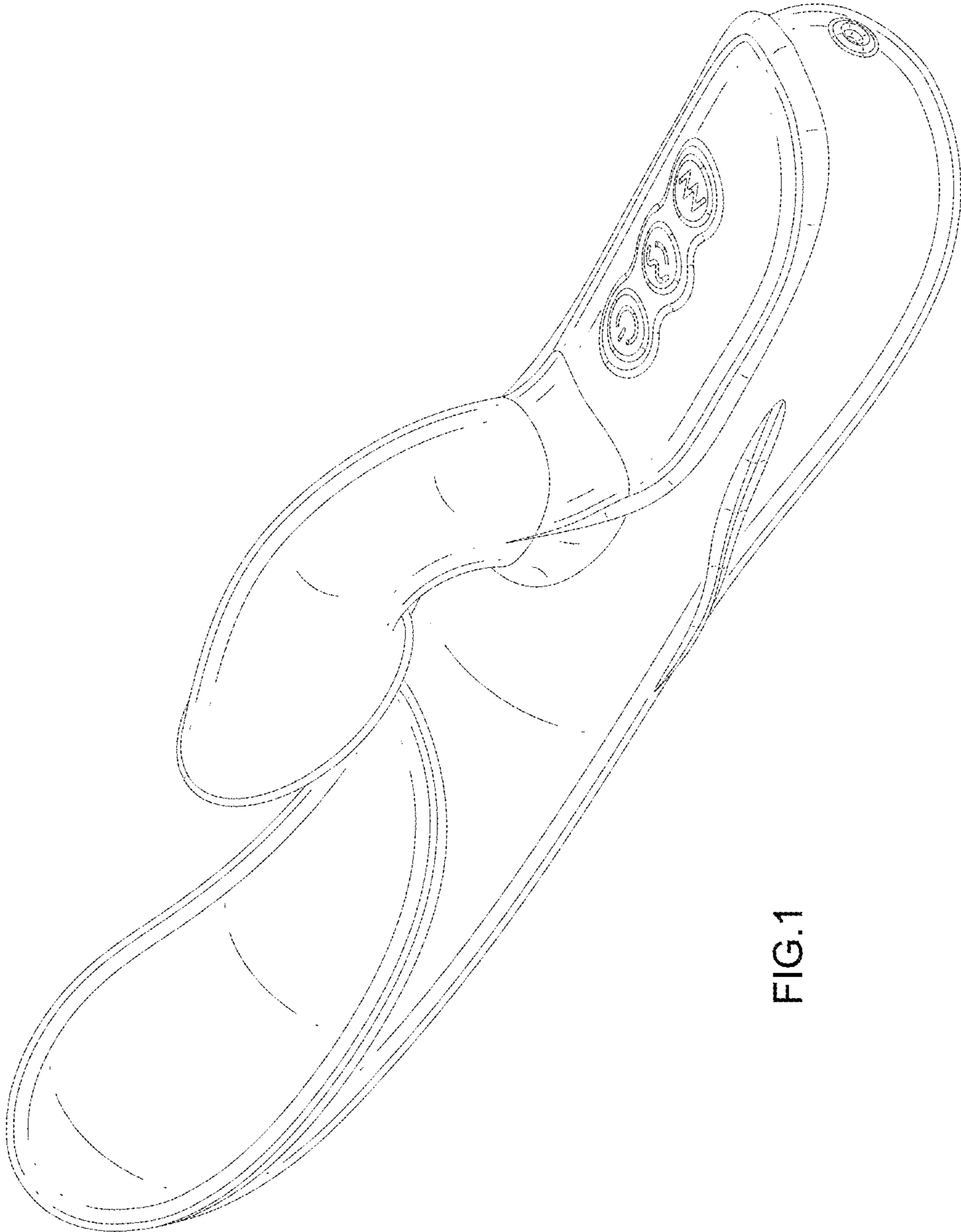


FIG.1

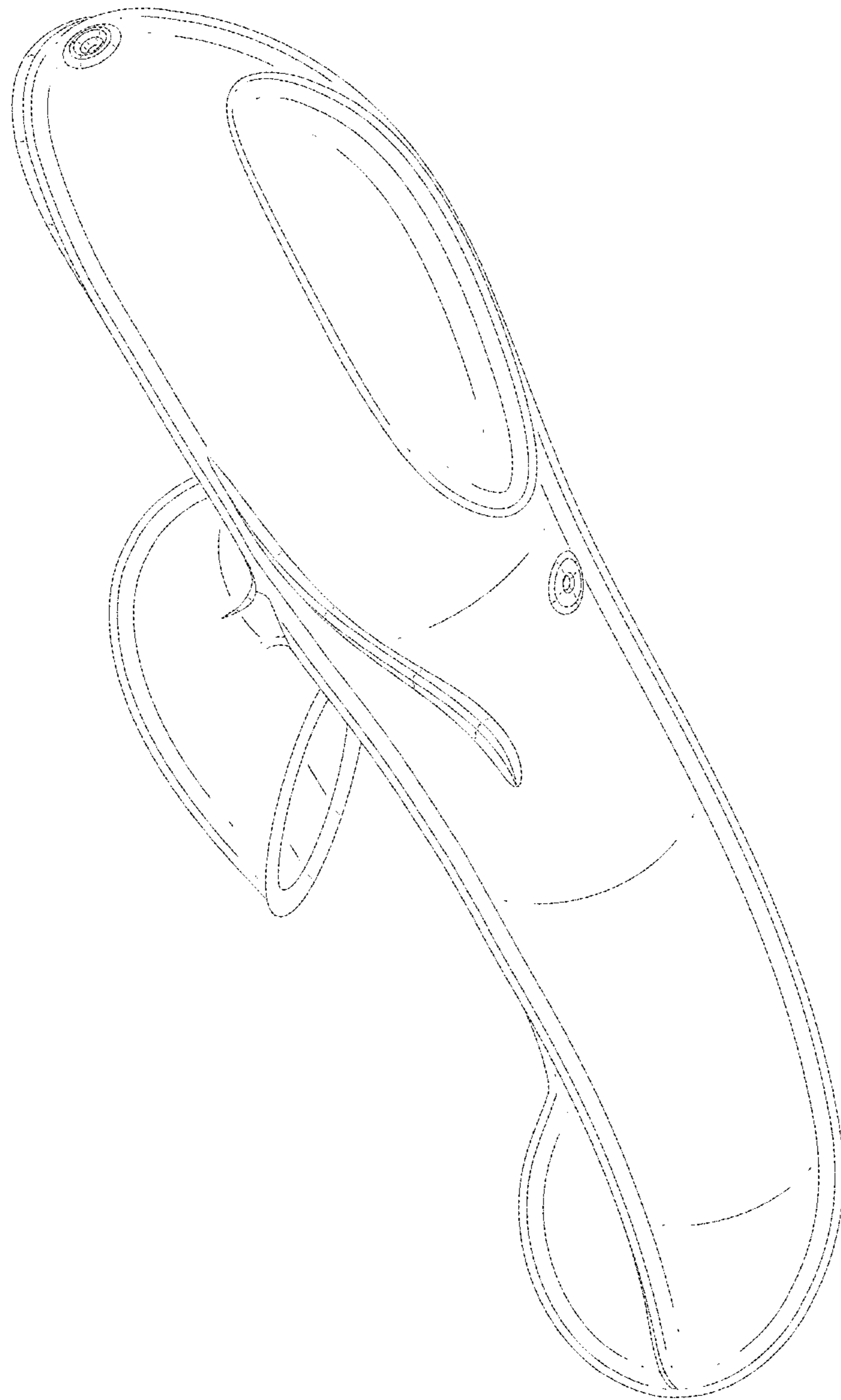


FIG.2




FIG.3

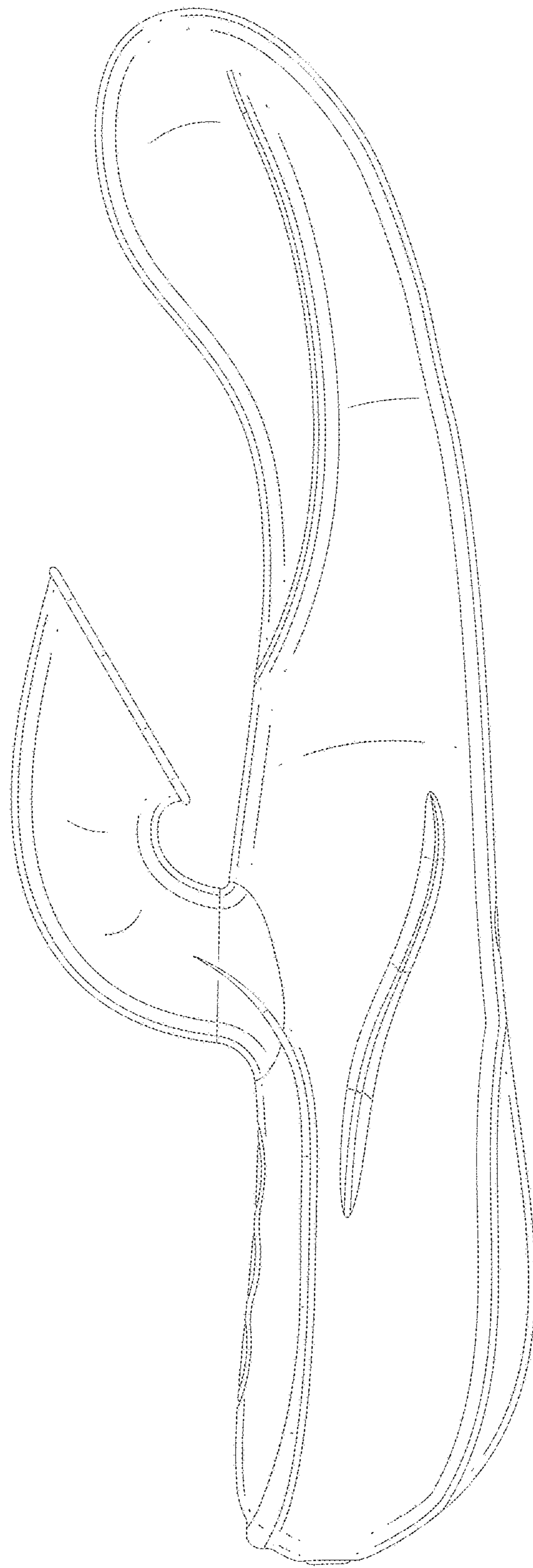


FIG.4



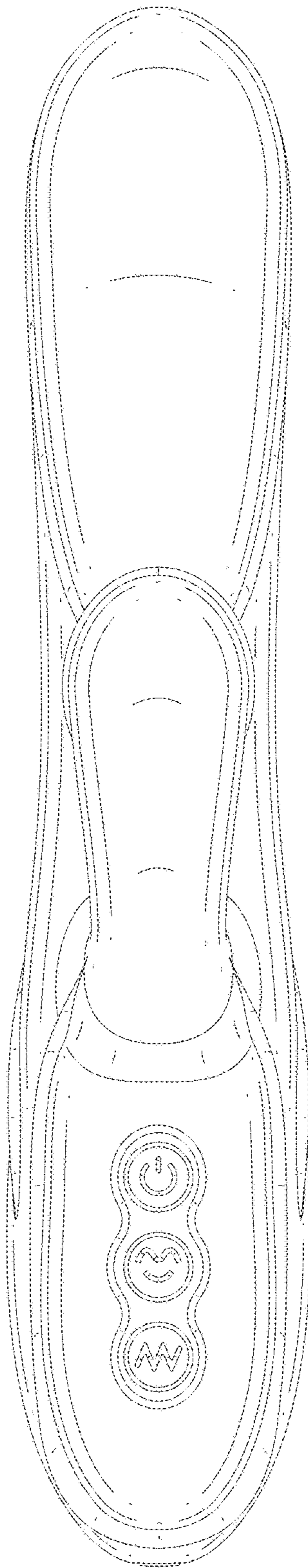


FIG.5

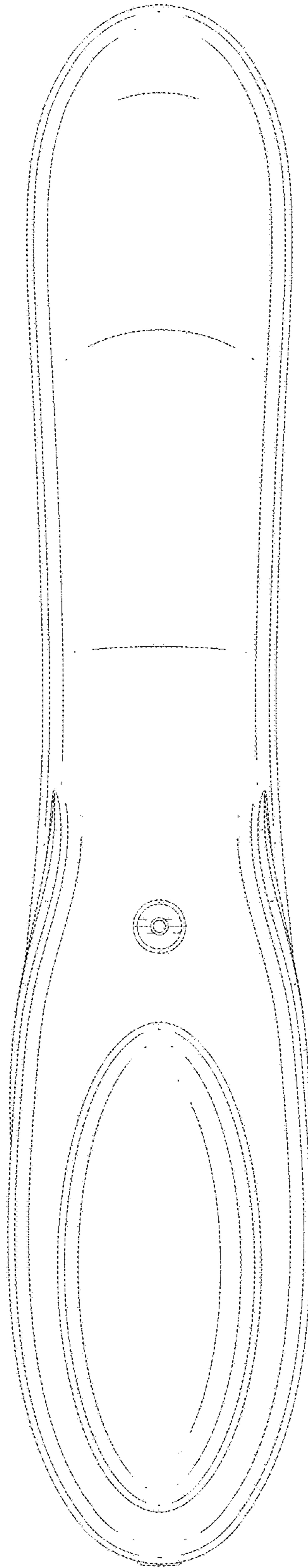


FIG.6

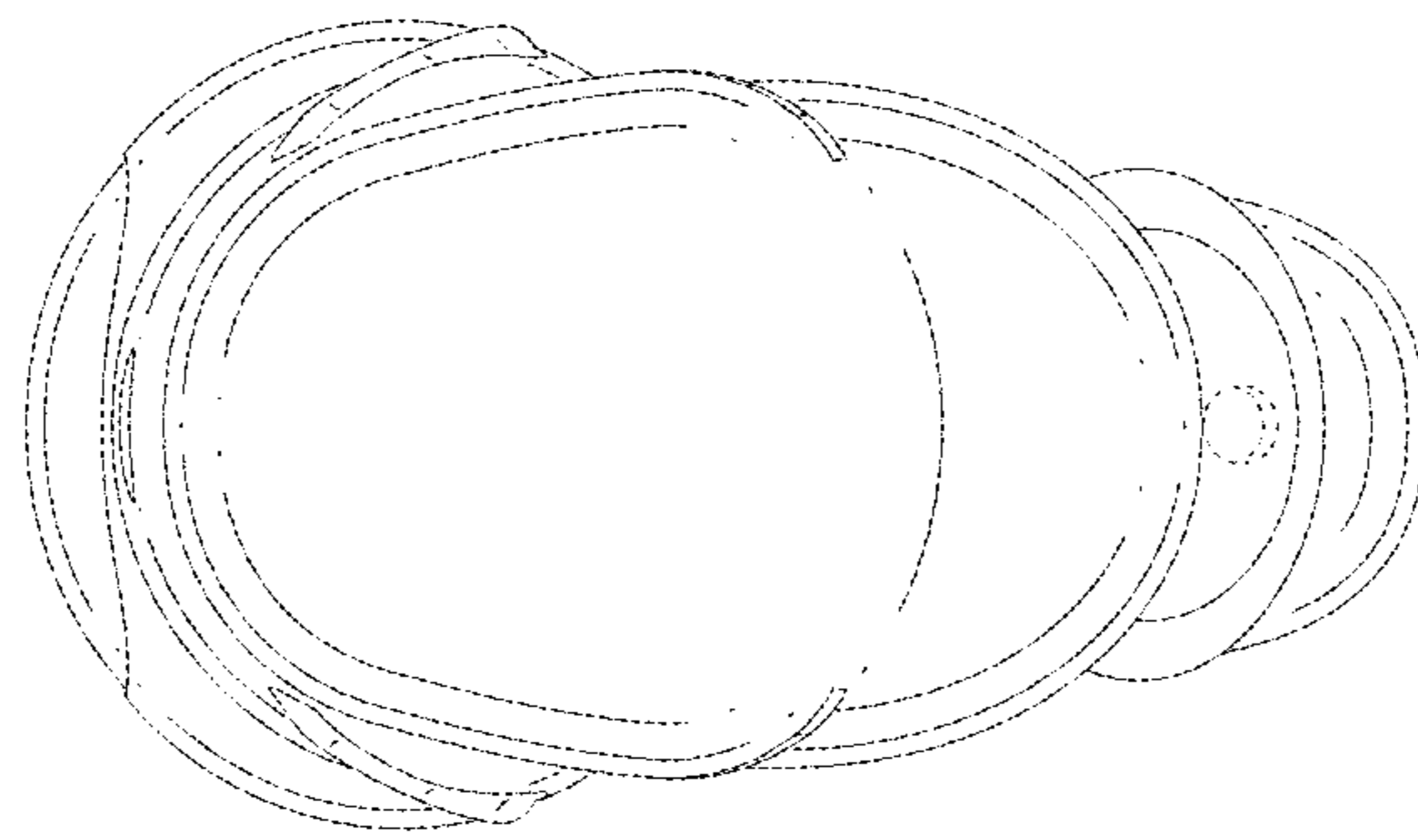


FIG. 7



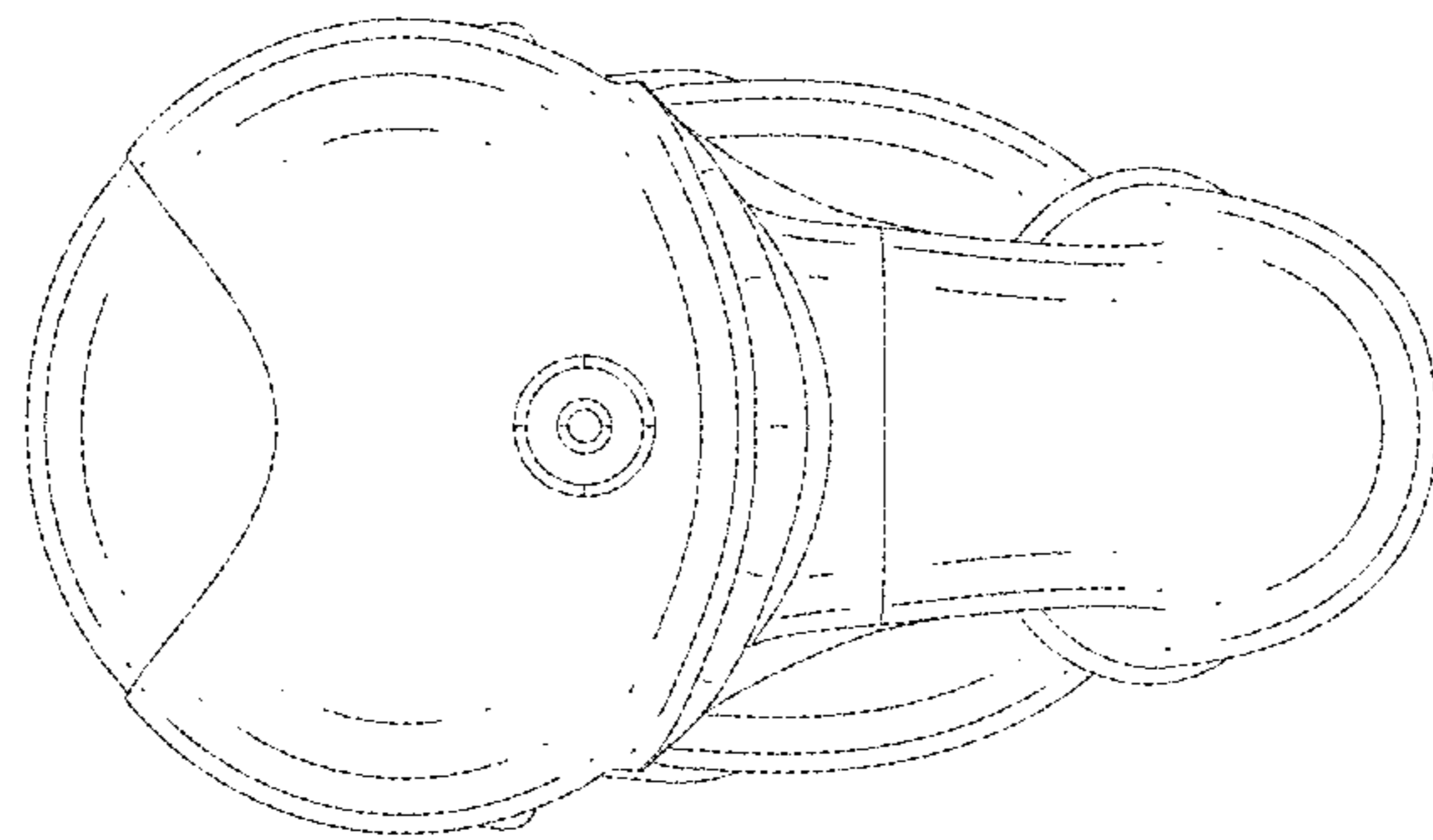


FIG.8