



US00D796054S

(12) **United States Design Patent** (10) **Patent No.:** **US D796,054 S**
Chen (45) **Date of Patent:** **** Aug. 29, 2017**

(54) **MESSAGE VIBRATOR WITH VACUUM SUCTION ARRANGEMENT**
(71) Applicant: **Shenzhen Pretty Love Technology Co., Ltd.**, Shenzhen (CN)
(72) Inventor: **Xueliang Chen**, Liaoyang (CN)
(**) Term: **15 Years**
(21) Appl. No.: **29/553,439**
(22) Filed: **Feb. 1, 2016**
(51) **LOC (10) Cl.** **28-03**
(52) **U.S. Cl.**
USPC **D24/215**
(58) **Field of Classification Search**
USPC D24/200, 211, 212, 213, 214, 215;
601/19, 27-32, 46-48, 52, 99, 112-113,
601/118, 135, 137, DIG. 12, DIG. 14,
601/DIG. 15, DIG. 16, DIG. 17;
D30/160; D14/218, 138 AA
CPC A61H 19/00; A61H 19/30; A61H 19/32;
A61H 19/34; A61H 19/40; A61H 19/44;
A61H 19/50; A61H 2015/0007; A61H
2015/0014; A61H 2015/0042; A61H
15/00; A61H 7/003; A61H 7/005
See application file for complete search history.

(56) **References Cited**
U.S. PATENT DOCUMENTS
D606,208 S * 12/2009 Nan D24/215
D681,219 S * 4/2013 Chen D24/215
D681,223 S * 4/2013 Chen D24/215
D685,917 S * 7/2013 Chen D24/215
D685,918 S * 7/2013 Chen D24/215

D693,935 S * 11/2013 Chen D24/215
D693,936 S * 11/2013 Chen D24/215
D702,363 S * 4/2014 Tai D24/215
D739,548 S * 9/2015 Cheung D24/215
D758,604 S * 6/2016 Brinberg D24/215
D771,830 S * 11/2016 Sedic D24/215
2013/0178769 A1* 7/2013 Schmidt A61H 19/34
601/46
2013/0261385 A1* 10/2013 Zipper A61H 19/40
600/38
2016/0120737 A1* 5/2016 Sedic A61H 19/34
601/46


* cited by examiner

Primary Examiner — Sandra Snapp
(74) *Attorney, Agent, or Firm* — Novoclaims Patent Services LLC; Mei Lin Wong

(57) **CLAIM**
The ornamental design for a massage vibrator with vacuum suction arrangement, as shown and described.

DESCRIPTION
FIG. 1 is a front perspective view of a massage vibrator with vacuum suction arrangement showing my new design.
FIG. 2 is another perspective view thereof.
FIG. 3 is a front view
FIG. 4 is a rear view thereof.
FIG. 5 is a left side view thereof.
FIG. 6 is a right side view thereof.
FIG. 7 is a top view thereof; and,
FIG. 8 is a bottom view thereof.
The broken lines depicting portions of the massage vibrator with vacuum suction arrangement are for illustrative purposes only and form no part of the claimed design.

1 Claim, 8 Drawing Sheets



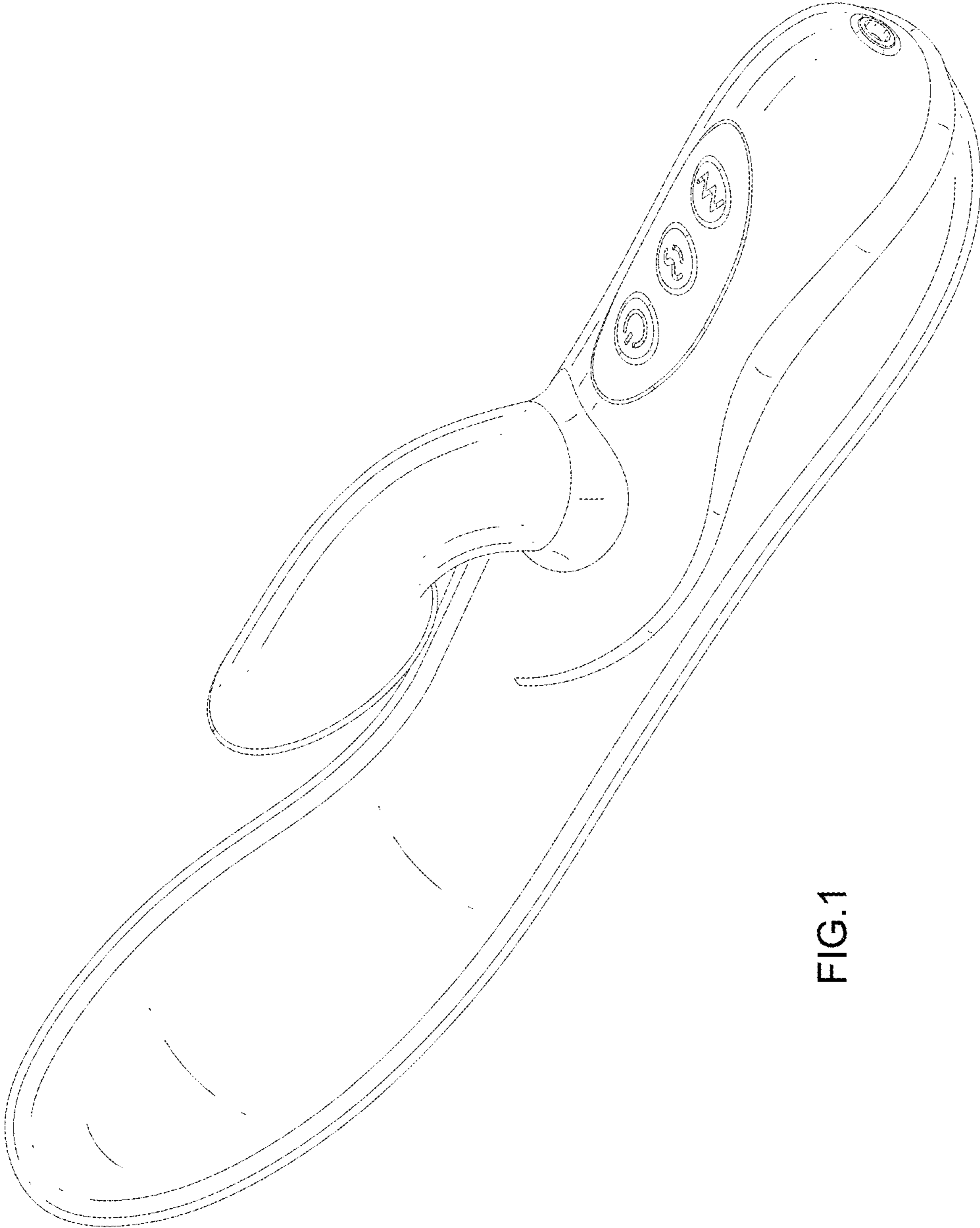


FIG.1

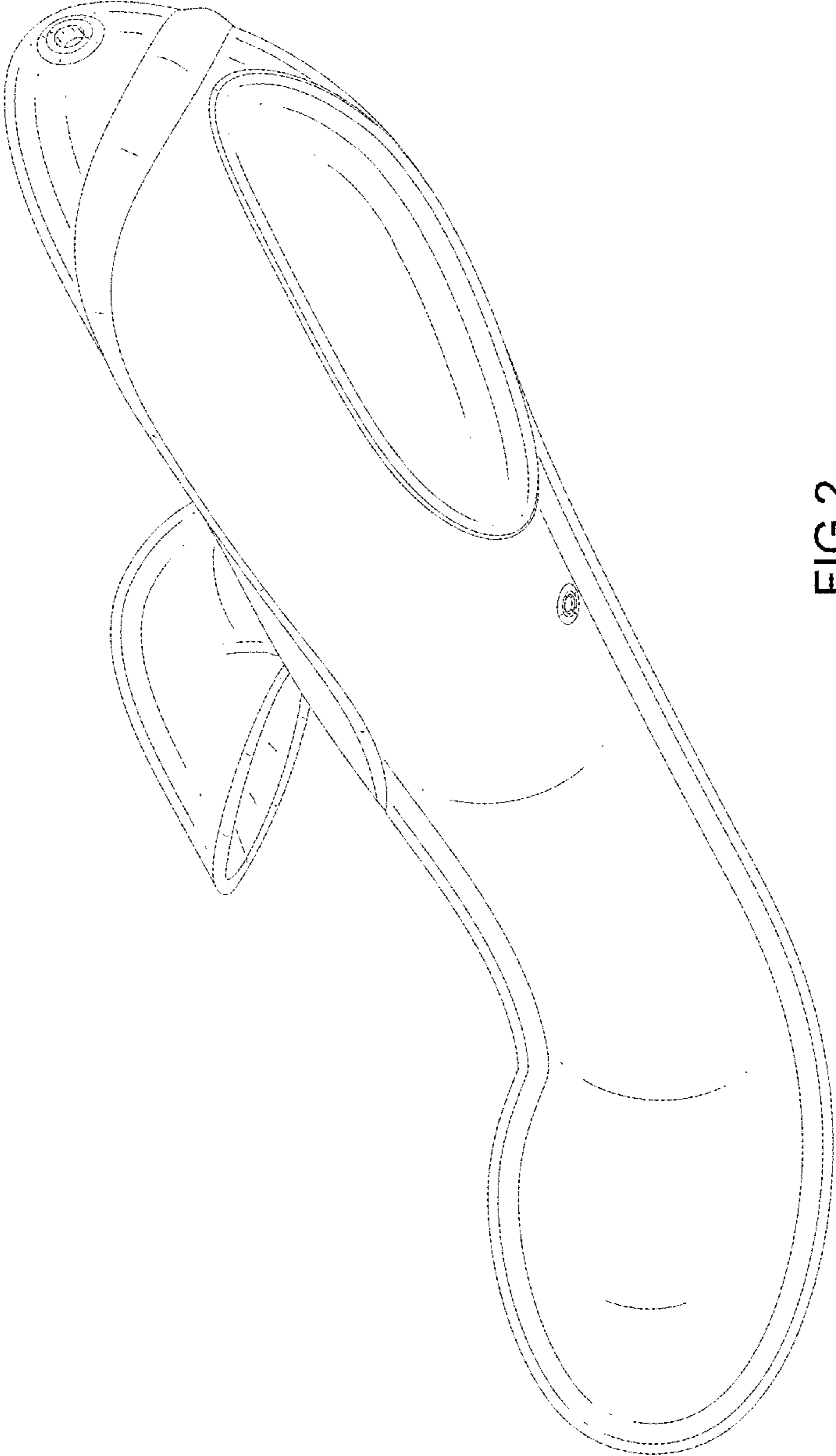


FIG.2




FIG.3

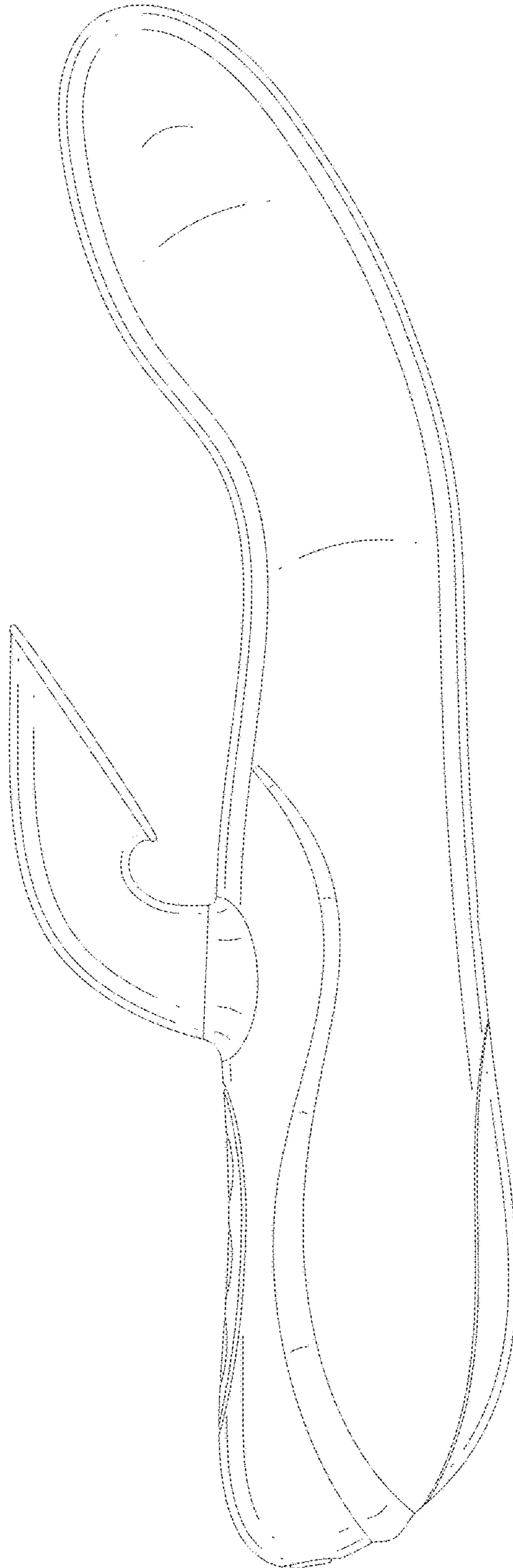


FIG.4

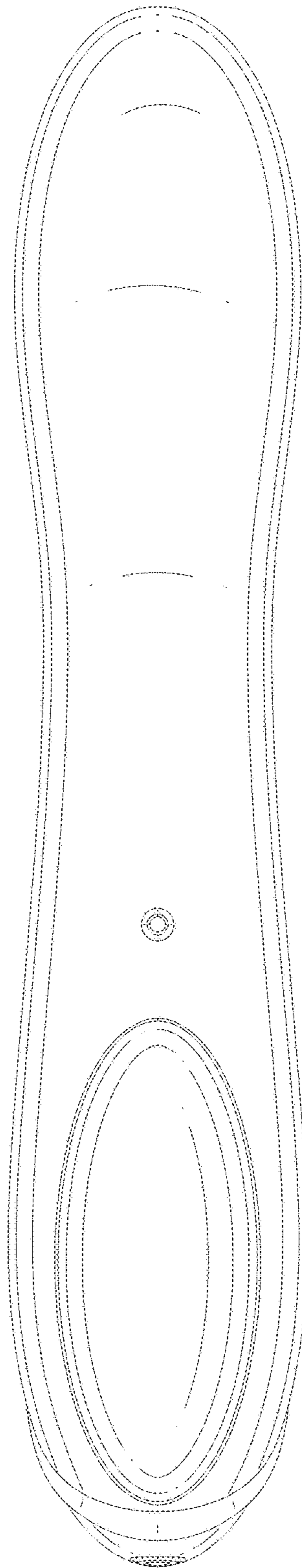


FIG.5

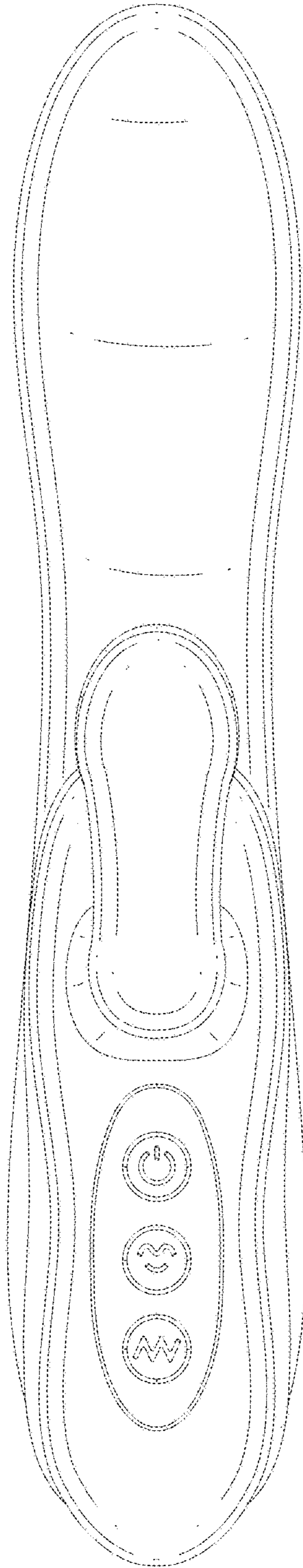


FIG.6

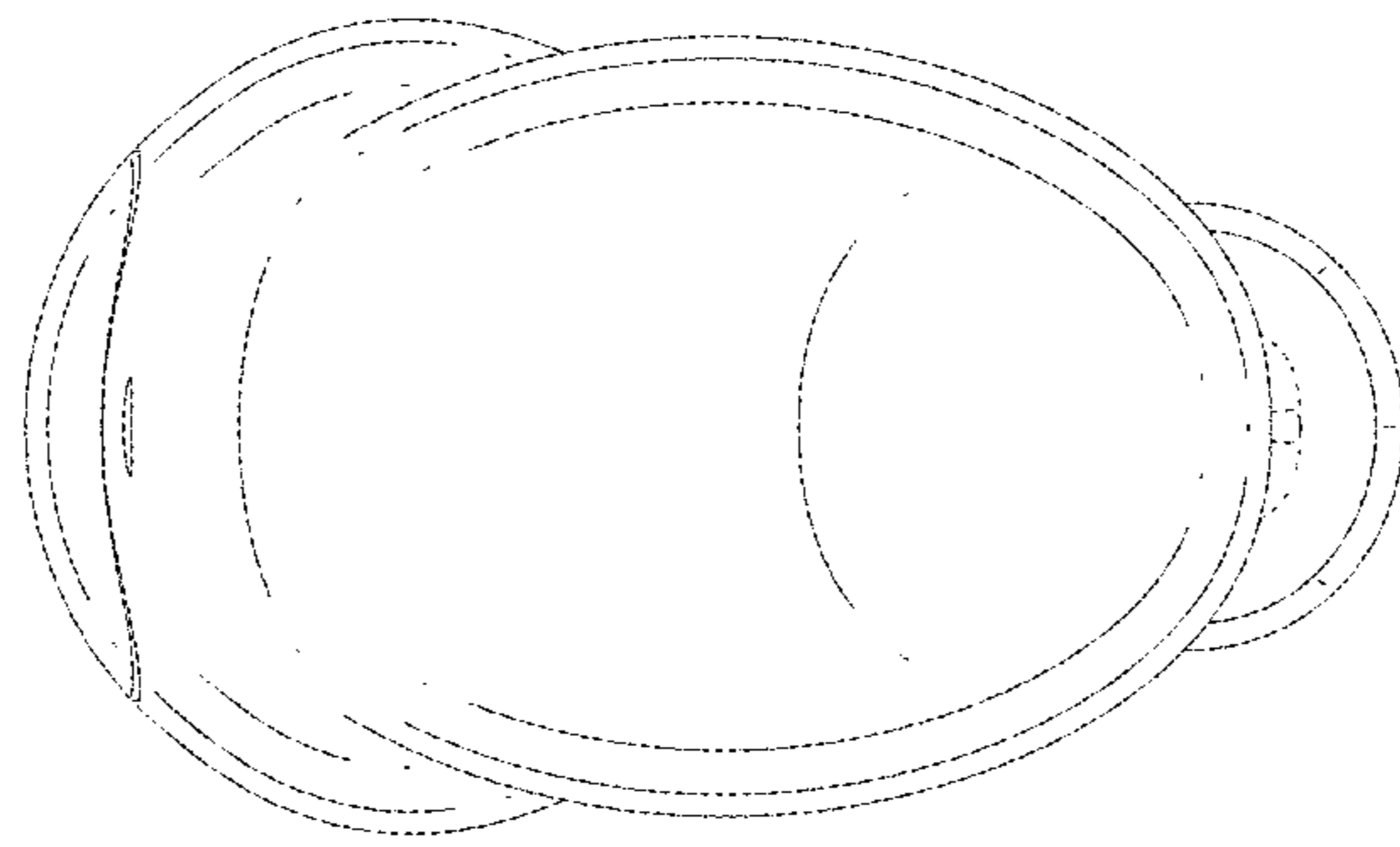


FIG. 7

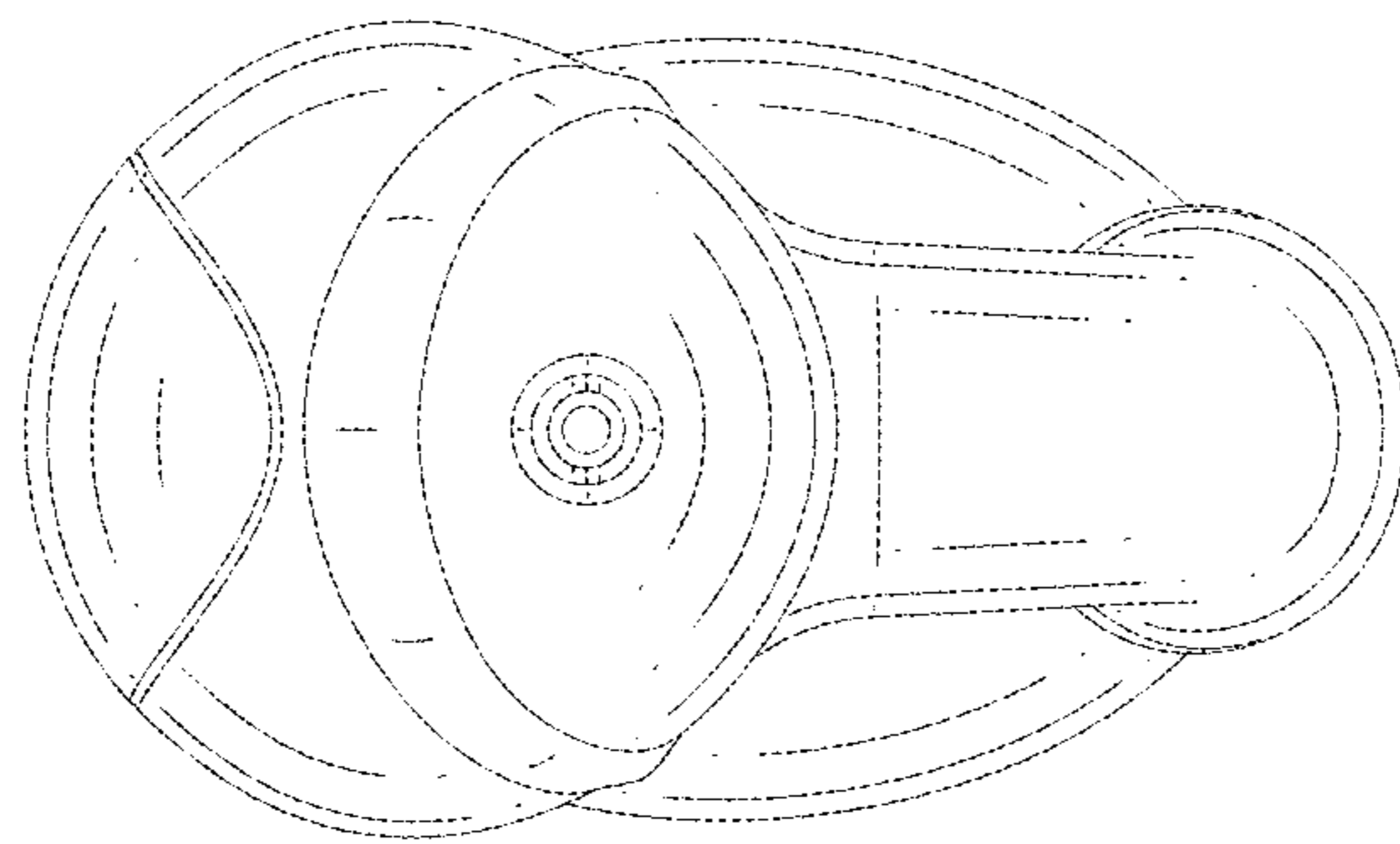


FIG.8