



US00D796051S

(12) **United States Design Patent** (10) **Patent No.:** **US D796,051 S**  
**Ruffini et al.** (45) **Date of Patent:** **\*\* Aug. 29, 2017**

(54) **HEAD CAP HOUSING FOR BRAIN SIGNAL SENSING**

(71) Applicant: **Neuroelectronics Inc.**, Cambridge, MA (US)

(72) Inventors: **Giulio Ruffini**, Brookline, MA (US); **Guillem Mitja**, Cardedeu (ES); **Ana Maiques Valls**, Brookline, MA (US)

(73) Assignee: **NEUROELECTRICS INC.**, Cambridge, MA (US)

(\*\*) Term: **15 Years**

(21) Appl. No.: **29/564,795**

(22) Filed: **May 16, 2016**

(51) **LOC (10) Cl.** ..... **24-01**

(52) **U.S. Cl.**  
USPC ..... **D24/187**

(58) **Field of Classification Search**

USPC ..... D24/186, 187, 200, 211, 212, 215, 168;  
607/5, 69, 109, 110, 115, 116, 118, 139,  
607/104, 122, 129, 137, 142, 152;  
600/372-374, 376, 382-384, 386, 388,  
600/391-393, 544, 587, 558, 484, 301,  
600/473; 705/14.41; D29/102, 104, 106,  
D29/108, 112, 105, 122; 2/171, 414,  
2/209; 606/32, 41, 100, 204  
CPC ... A61B 5/0478; A61B 5/0476; A61B 5/4821;  
A61B 5/04085; A61B 5/0484; A61B  
5/0073; A61B 5/6814; A61B 5/6885;  
A61B 5/04842; A61B 5/048; A61B  
5/04012; A61B 5/6803; A61B 5/11; A61B  
5/02055;

(Continued)

(56) **References Cited**

U.S. PATENT DOCUMENTS

D277,787 S \* 2/1985 Corbett ..... D24/187  
D298,367 S \* 11/1988 Ball ..... D29/106

(Continued)

*Primary Examiner* — Ian Simmons

*Assistant Examiner* — Mark Cavanna

(74) *Attorney, Agent, or Firm* — Morgan, Lewis & Bockius LLP

(57) **CLAIM**

The ornamental design for a head cap housing for brain signal sensing, as shown and described.

**DESCRIPTION**

FIG. 1 is a front perspective view of a head cap housing for brain signal sensing showing our new design shown with an exemplary head cap and electrodes;

FIG. 2 is front perspective view of the head cap housing for brain signal sensing shown in FIG. 1;

FIG. 3 is a rear perspective view of the head cap housing for brain signal sensing shown in FIG. 1;

FIG. 4 is a front elevational view of the head cap housing for brain signal sensing shown in FIG. 1;

FIG. 5 is a rear elevational view of the head cap housing for brain signal sensing shown in FIG. 1;

FIG. 6 is a left-side elevational view of the head cap housing for brain signal sensing shown in FIG. 1;

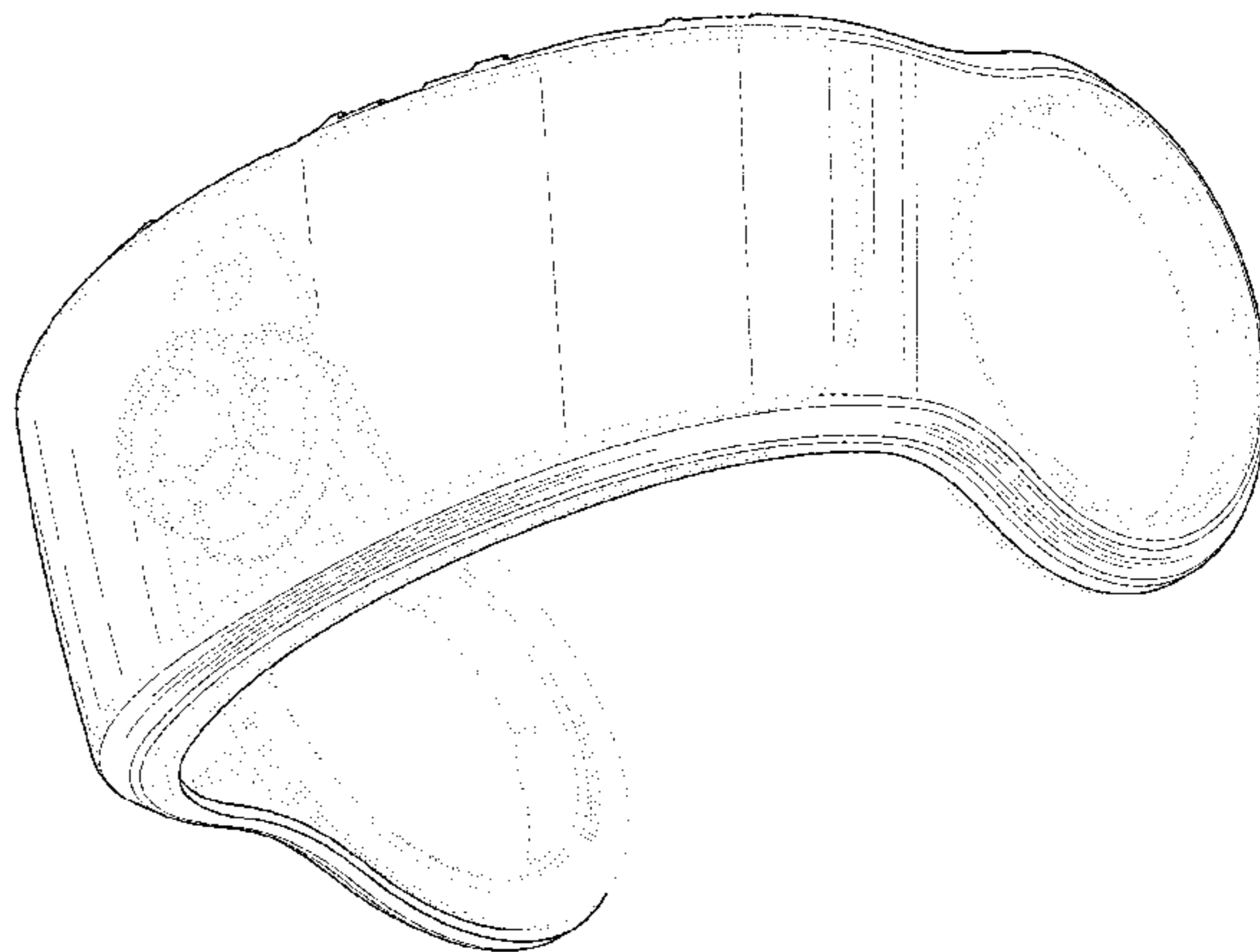
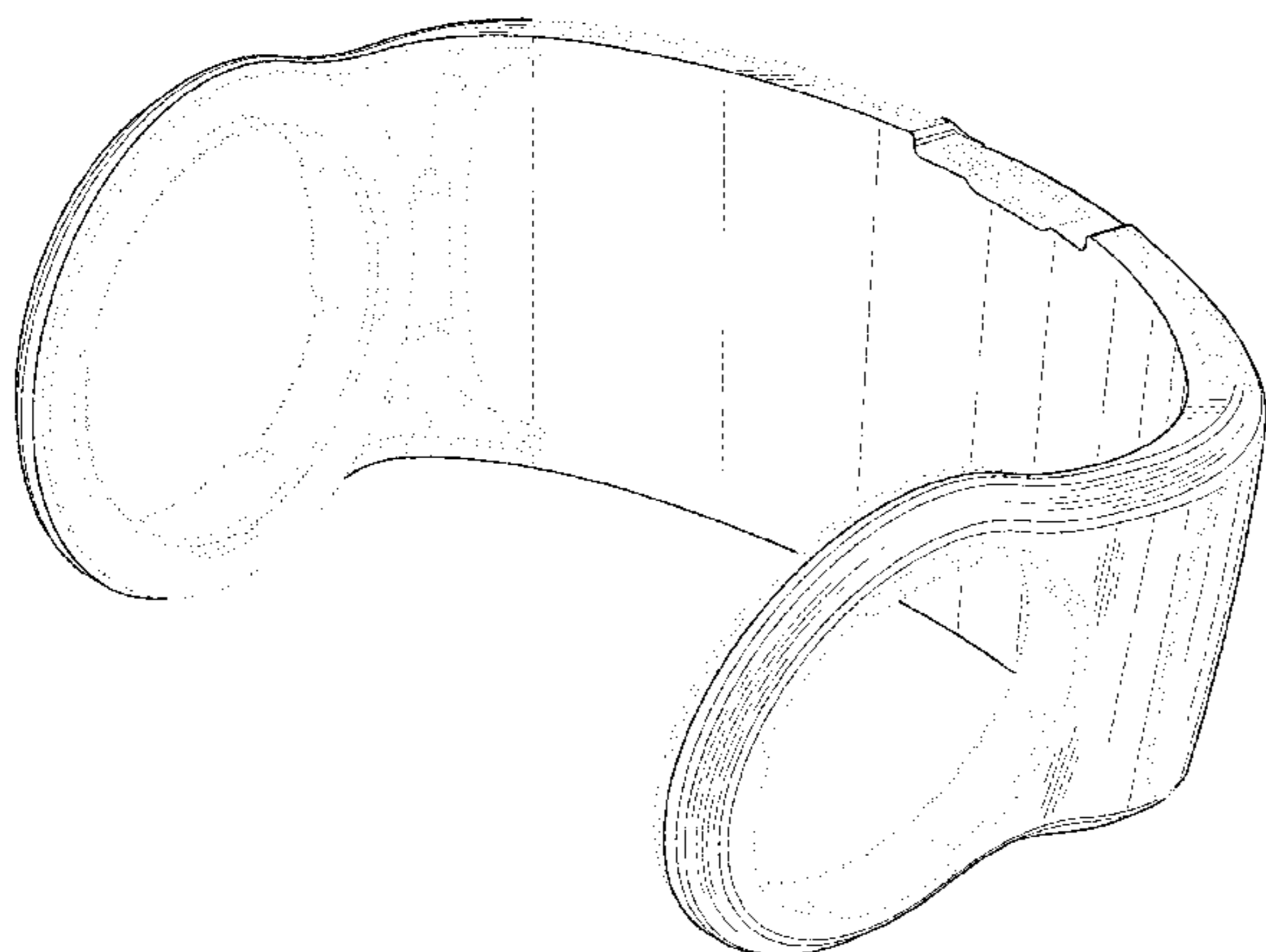
FIG. 7 is a right-side elevational view of the head cap housing for brain signal sensing shown in FIG. 1;

FIG. 8 is a top plan view of the head cap housing for brain signal sensing shown in FIG. 1; and,

FIG. 9 is a bottom plan view of the head cap housing for brain signal sensing shown in FIG. 1.

The broken lines showing an exemplary cap portion of the head cap housing for brain signal sensing and electrodes shown in FIG. 1 are for the purposes of illustrating environmental structure. The broken lines immediately adjacent the shaded areas without adjacent shading on both sides of the broken line represent the bounds of the claimed design. All other broken lines are directed to environment and are for illustrative purposes only; the broken lines form no part of the claimed design.

**1 Claim, 9 Drawing Sheets**



(58) **Field of Classification Search**  
 CPC . A61B 18/1477; A61B 5/0488; A61B 5/0492;  
 A61F 7/02; A61F 11/12; A61F 11/14;  
 A61N 1/0456; A61N 1/32; A61N 1/0504;  
 A47K 7/026; A42B 3/121; A42B 3/00;  
 A42B 1/08  
 See application file for complete search history.

(56) **References Cited**

U.S. PATENT DOCUMENTS

4,781,193 A \* 11/1988 Pagden ..... A61F 7/007  
 607/104  
 4,928,696 A \* 5/1990 Henderson ..... A61B 5/0478  
 600/383  
 4,967,038 A \* 10/1990 Gevins ..... A61B 5/0476  
 600/383  
 D348,520 S \* 7/1994 Wolf ..... D24/200  
 D366,732 S \* 1/1996 Gregg ..... D29/108  
 D370,309 S \* 5/1996 Stucky ..... D29/102  
 D385,661 S \* 10/1997 Moorhouse ..... D29/104  
 5,835,609 A \* 11/1998 LeGette ..... A61F 11/14  
 2/209  
 D405,538 S \* 2/1999 Chih ..... D24/215  
 5,946,734 A \* 9/1999 Vogan ..... A42B 3/121  
 2/171  
 D423,725 S \* 4/2000 Krutouz ..... D29/102  
 6,077,237 A \* 6/2000 Campbell ..... A61N 1/0456  
 607/139  
 D429,035 S \* 8/2000 Purnell ..... D29/106  
 D456,908 S \* 5/2002 Cunningham ..... D24/200  
 6,549,808 B1 \* 4/2003 Gisel ..... A61N 1/32  
 607/139  
 D478,692 S \* 8/2003 Gessner ..... D29/112  
 6,625,820 B1 \* 9/2003 Lampe ..... A42B 3/00  
 2/171  
 D547,500 S \* 7/2007 Karrman ..... A61F 11/14  
 D29/112  
 D565,735 S \* 4/2008 Washbon ..... D24/187  
 D578,222 S \* 10/2008 Sakurai ..... D24/187  
 D585,557 S \* 1/2009 Sakurai ..... D24/187

7,551,952 B2 \* 6/2009 Gevins ..... A61B 5/0478  
 600/393  
 D628,748 S \* 12/2010 Stewart ..... D29/102  
 8,392,250 B2 \* 3/2013 Pradeep ..... A61B 5/04842  
 705/14.41  
 D679,452 S \* 4/2013 Powell ..... D29/105  
 D684,728 S \* 6/2013 Siklosi ..... D29/112  
 8,948,849 B2 \* 2/2015 Diamond ..... A61B 5/0478  
 600/473  
 8,989,835 B2 \* 3/2015 Badower ..... A61B 5/00  
 600/383  
 9,031,631 B2 \* 5/2015 Tong ..... A61B 5/0478  
 600/383  
 D738,049 S \* 9/2015 Gee ..... D29/122  
 D747,495 S \* 1/2016 Attal ..... D24/186  
 D750,847 S \* 3/2016 Noordzij ..... D29/122  
 D753,833 S \* 4/2016 Ruffini ..... D24/187  
 D754,873 S \* 4/2016 Guger et al.  
 D765,918 S \* 9/2016 Floyd, Jr. .... D29/102  
 9,433,774 B2 \* 9/2016 Dar ..... A61B 5/0478  
 D776,286 S \* 1/2017 Min ..... D24/187  
 2002/0188216 A1 \* 12/2002 Kayyali ..... A61B 5/04085  
 600/544  
 2007/0191727 A1 \* 8/2007 Fadem ..... A61B 5/0478  
 600/544  
 2007/0225585 A1 \* 9/2007 Washbon ..... A61B 5/0478  
 600/393  
 2012/0071781 A1 \* 3/2012 Fadem ..... A61B 5/0484  
 600/544  
 2015/0112153 A1 \* 4/2015 Nahum ..... A61B 5/0478  
 600/383  
 2015/0182165 A1 \* 7/2015 Miller ..... A61B 5/0476  
 600/544  
 2015/0237944 A1 \* 8/2015 Floyd, Jr. .... A42B 1/08  
 2/414  
 2015/0282760 A1 \* 10/2015 Badower ..... A61B 5/0478  
 600/383  
 2015/0313496 A1 \* 11/2015 Connor ..... A61B 5/0476  
 600/544  
 2016/0354005 A1 \* 12/2016 Oakley ..... A61B 5/0478

\* cited by examiner

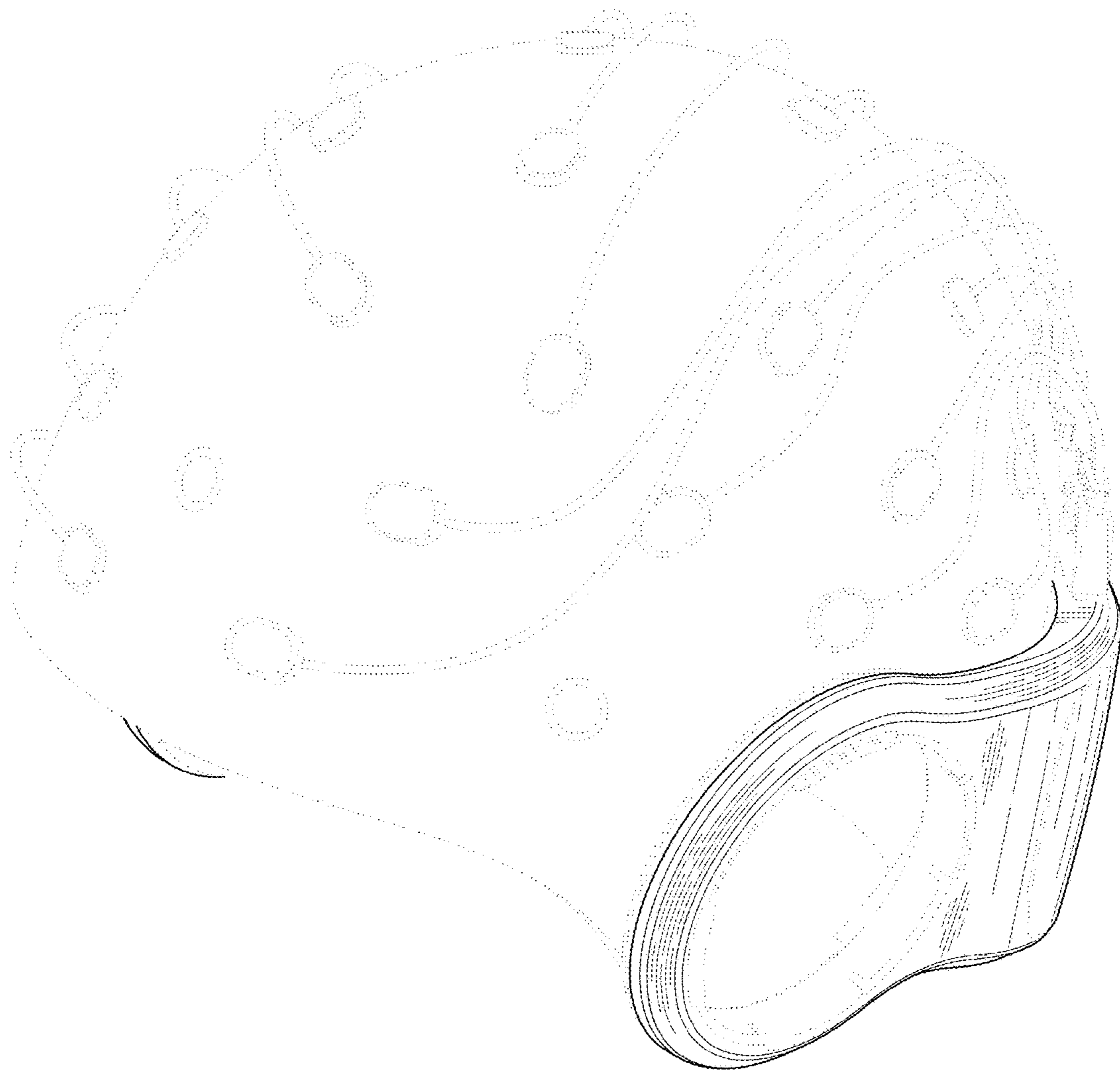


FIG. 1

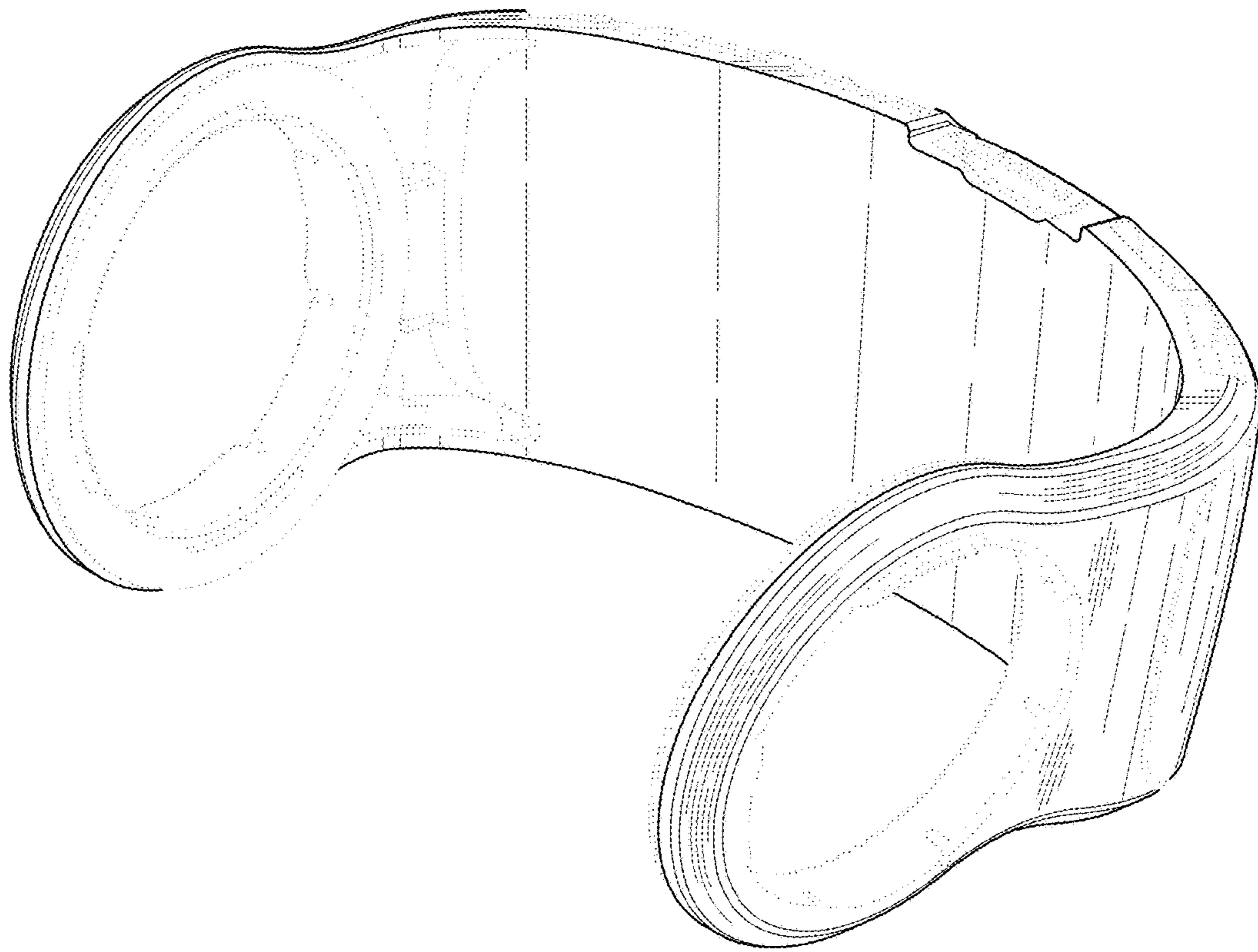


FIG. 2

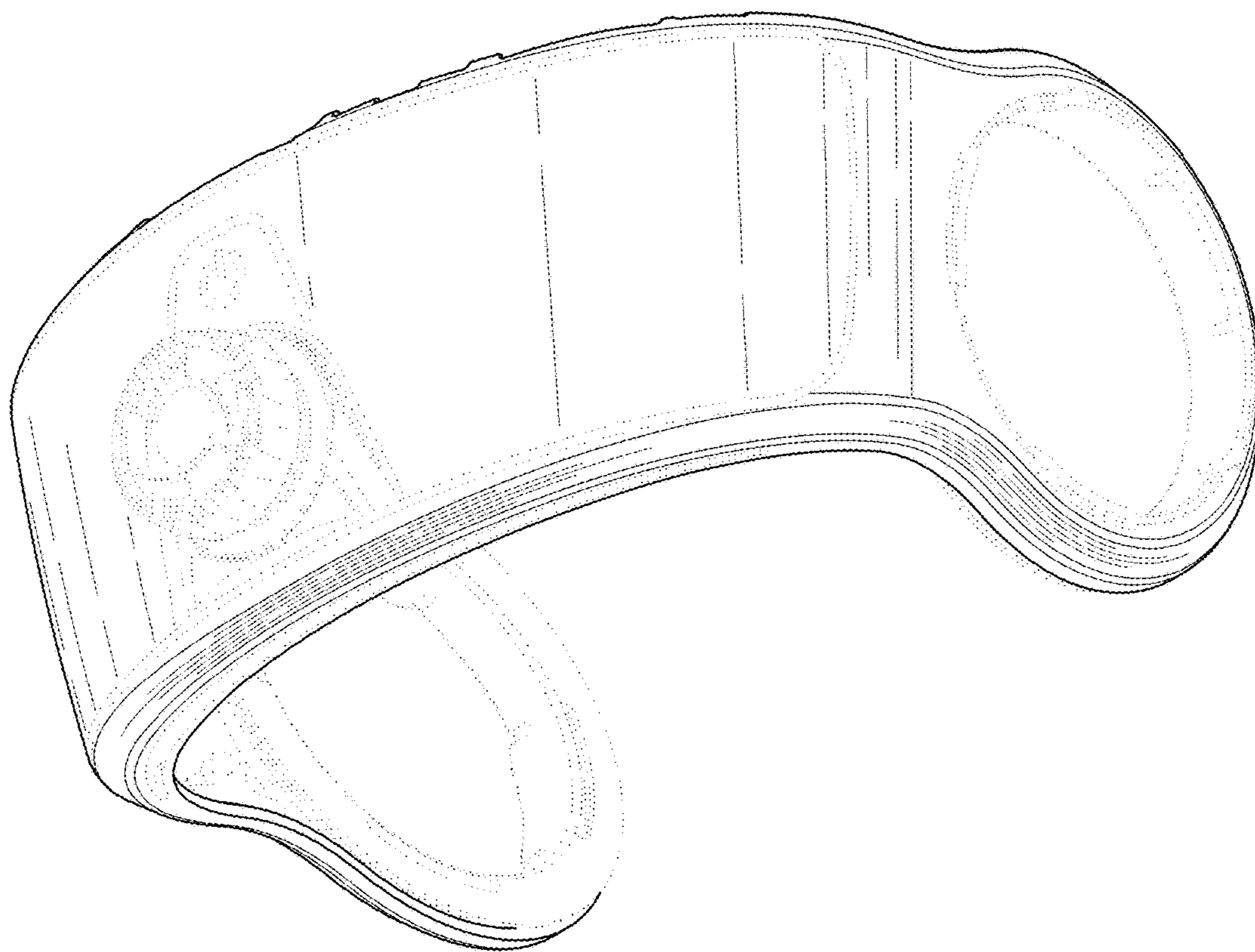


FIG. 3

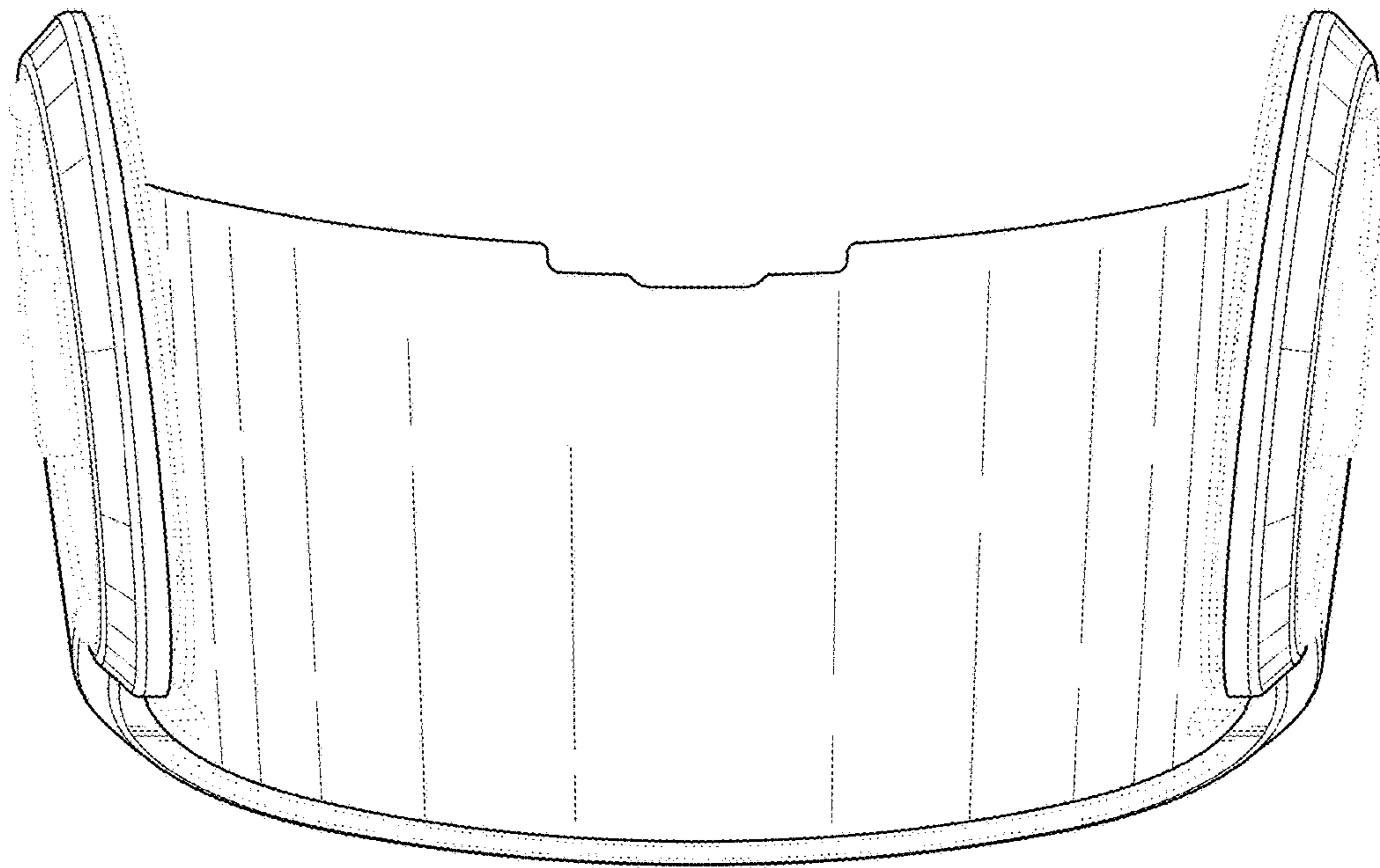


FIG. 4

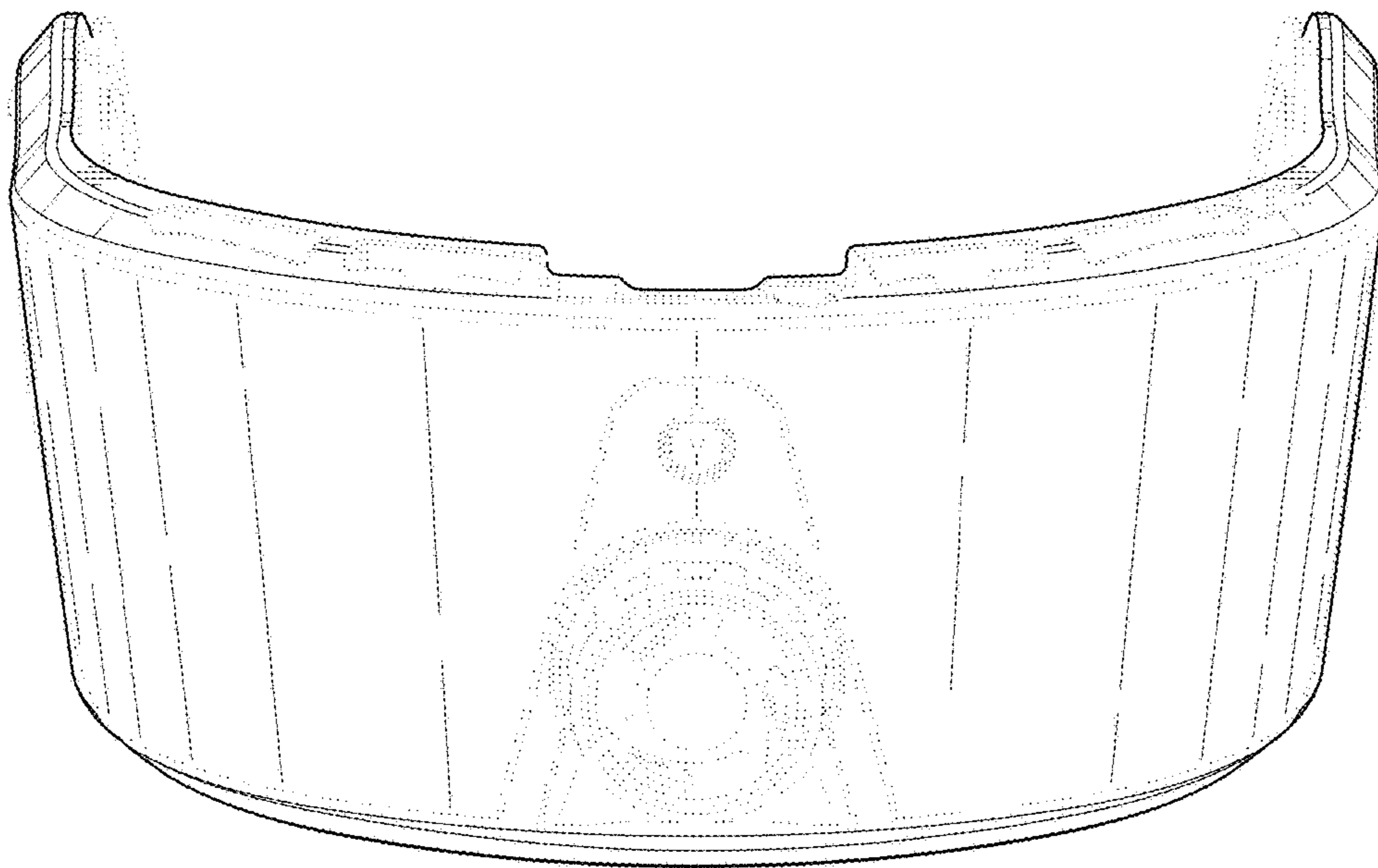


FIG. 5

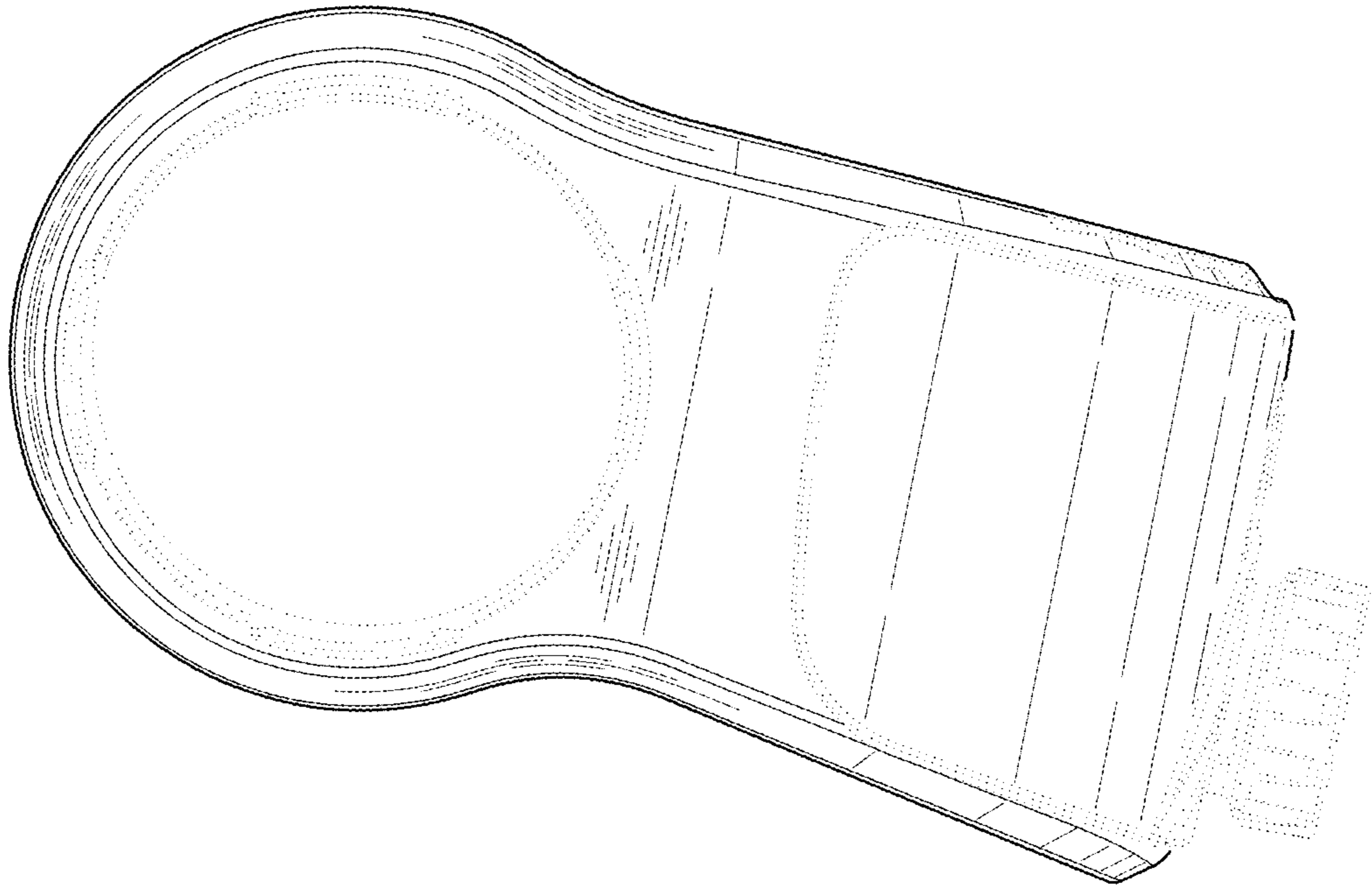


FIG. 6



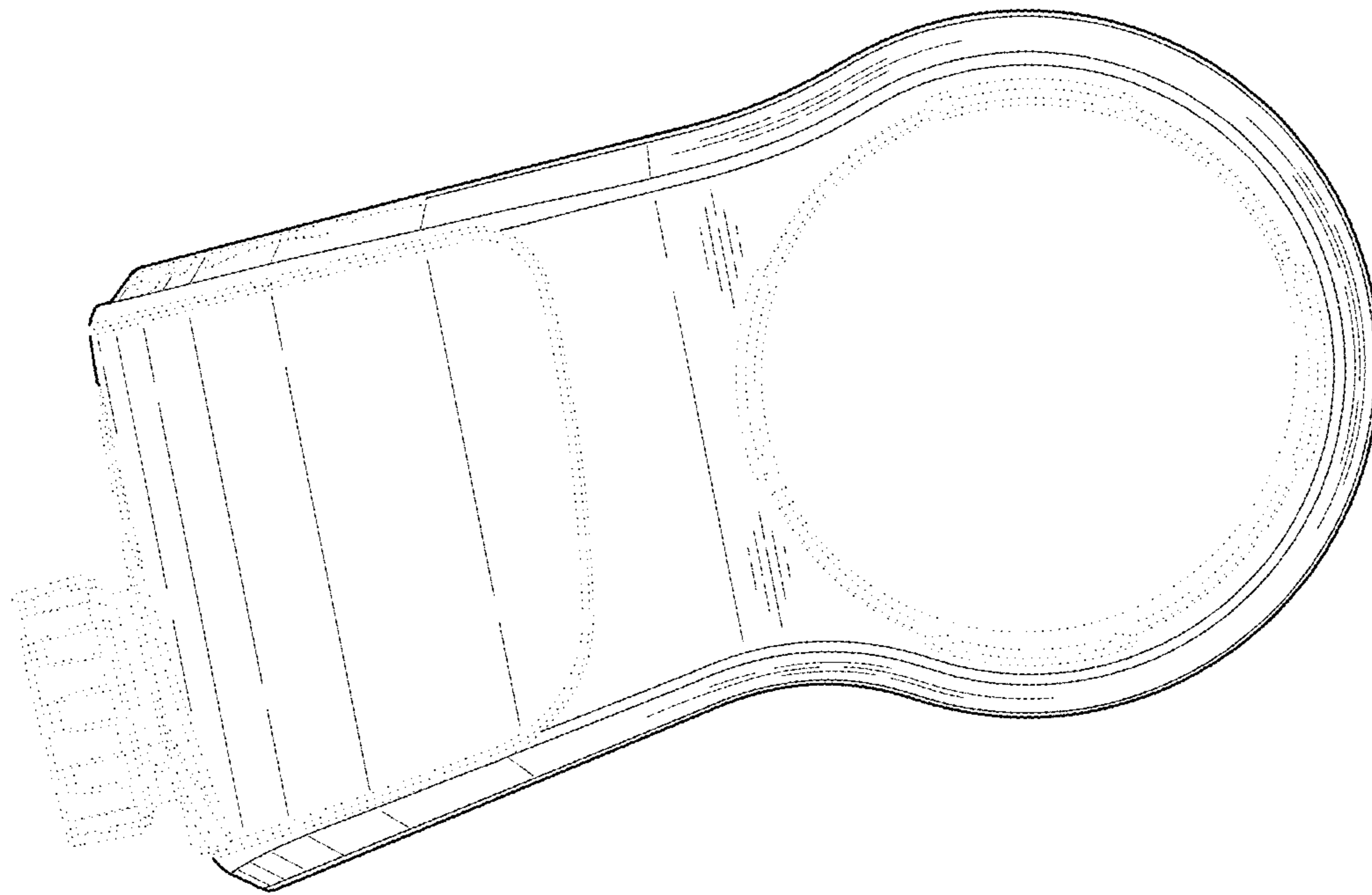


FIG. 7

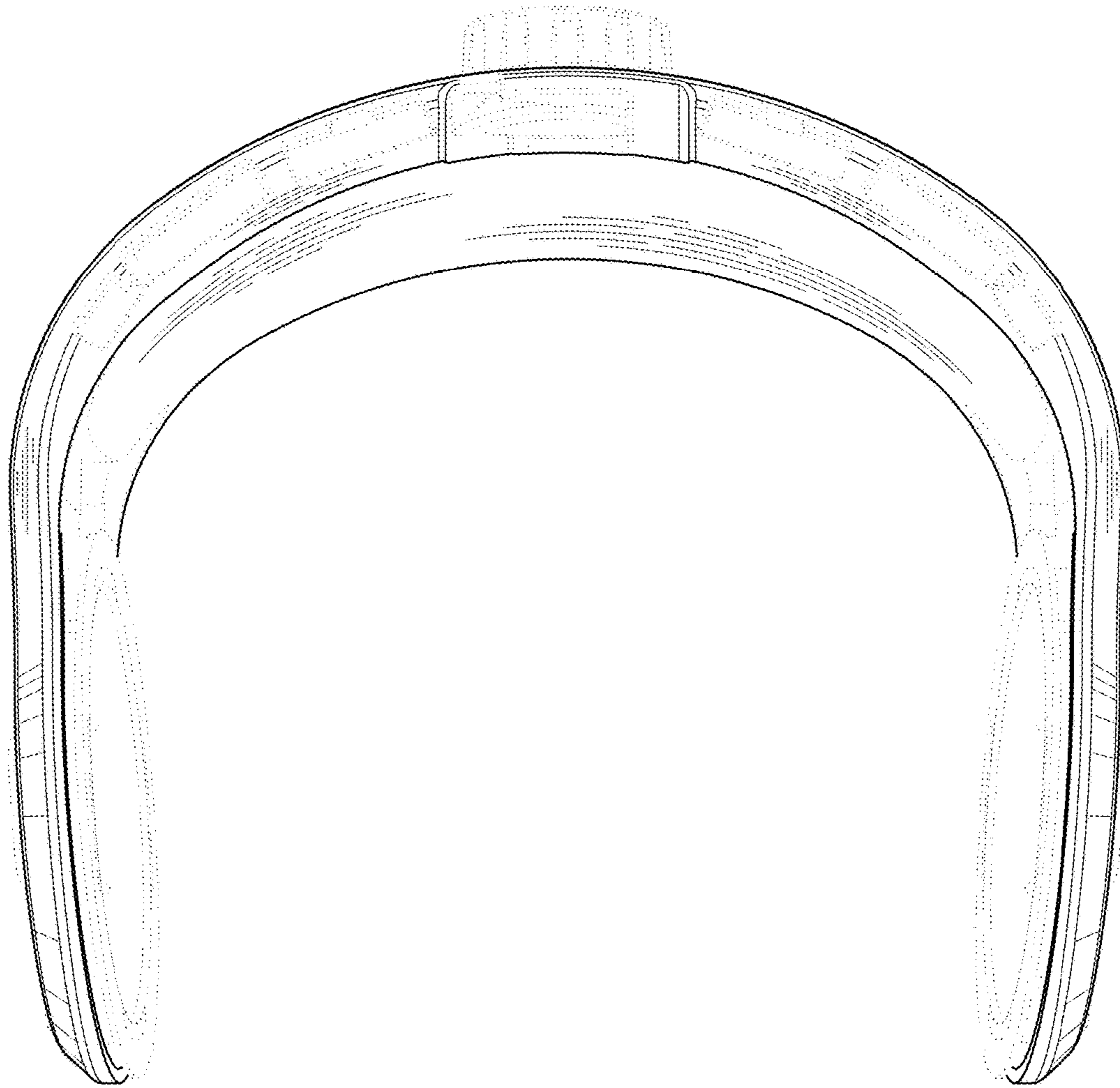


FIG. 8




FIG. 9