



US00D796031S

(12) **United States Design Patent** (10) **Patent No.:** **US D796,031 S**
Robles et al. (45) **Date of Patent:** **** Aug. 29, 2017**

- (54) **SANITARY NAPKIN**
- (71) Applicant: **The Procter & Gamble Company**,
Cincinnati, OH (US)
- (72) Inventors: **Miguel Alvaro Robles**, Wyoming, OH
(US); **Brice Daniel Westring**,
Loveland, OH (US); **Angel Michelle
Walker Edwards**, Cincinnati, OH (US);
Michael Joseph Page, Cincinnati, OH
(US)
- (73) Assignee: **The Procter & Gamble Company**,
Cincinnati, OH (US)
- (**) Term: **14 Years**
- (21) Appl. No.: **29/525,260**
- (22) Filed: **Apr. 28, 2015**

D445,896 S *	7/2001	Schlinz	D24/125
D446,301 S *	8/2001	Schlinz	D24/125
D476,416 S *	6/2003	MacDonagh	D24/124
D483,119 S *	12/2003	Glaug	D24/124
7,145,054 B2 *	12/2006	Zander	A61F 13/4756 604/380
D590,941 S *	4/2009	Noel	D24/124
D592,743 S *	5/2009	Moennig	D24/124
D684,262 S *	6/2013	Mason, Jr.	D24/125
D705,927 S *	5/2014	Hood	D24/124
D731,644 S *	6/2015	Robles	D24/125

* cited by examiner

Primary Examiner — Michael A. Pratt
Assistant Examiner — Michelle E Wilson
(74) *Attorney, Agent, or Firm* — Andres E. Velarde

(57) **CLAIM**

The ornamental design for a sanitary napkin, as shown and described.

DESCRIPTION

FIG. 1 is a perspective view of a second embodiment of a sanitary napkin showing our new design;
 FIG. 2 is a perspective view of a second embodiment of a sanitary napkin showing our new design;
 FIG. 3 is a top view of the sanitary napkin as shown in FIG. 1;
 FIG. 4 is a left side view of the sanitary napkin as shown in FIG. 1;
 FIG. 5 is a right side view of the sanitary napkin as shown in FIG. 1;
 FIG. 6 is a front side view of the sanitary napkin as shown in FIG. 1;
 FIG. 7 is a back side view of the sanitary napkin as shown in FIG. 1; and,
 FIG. 8 is a bottom view of the sanitary napkin as shown in FIG. 1.
 The broken lines shown are for illustrative purposes only and form no part of the claimed design.

1 Claim, 3 Drawing Sheets


Related U.S. Application Data

- (63) Continuation of application No. 29/436,514, filed on Nov. 6, 2012, now Pat. No. Des. 731,644.
- (51) **LOC (10) Cl.** **24-04**
- (52) **U.S. Cl.**
USPC **D24/124**
- (58) **Field of Classification Search**
USPC D24/124–125
CPC A61F 13/476; A61F 13/4704; A61F 13/47245; A61F 13/4702; A61F 13/533; A61F 13/47263; A61F 13/15203
See application file for complete search history.

References Cited

U.S. PATENT DOCUMENTS

D344,333 S *	2/1994	Paddock	D24/124
D444,875 S *	7/2001	Schlinz	D24/125
D445,180 S *	7/2001	Schlinz	D24/125
D445,499 S *	7/2001	Schlinz	D24/125
D445,500 S *	7/2001	Schlinz	D24/125



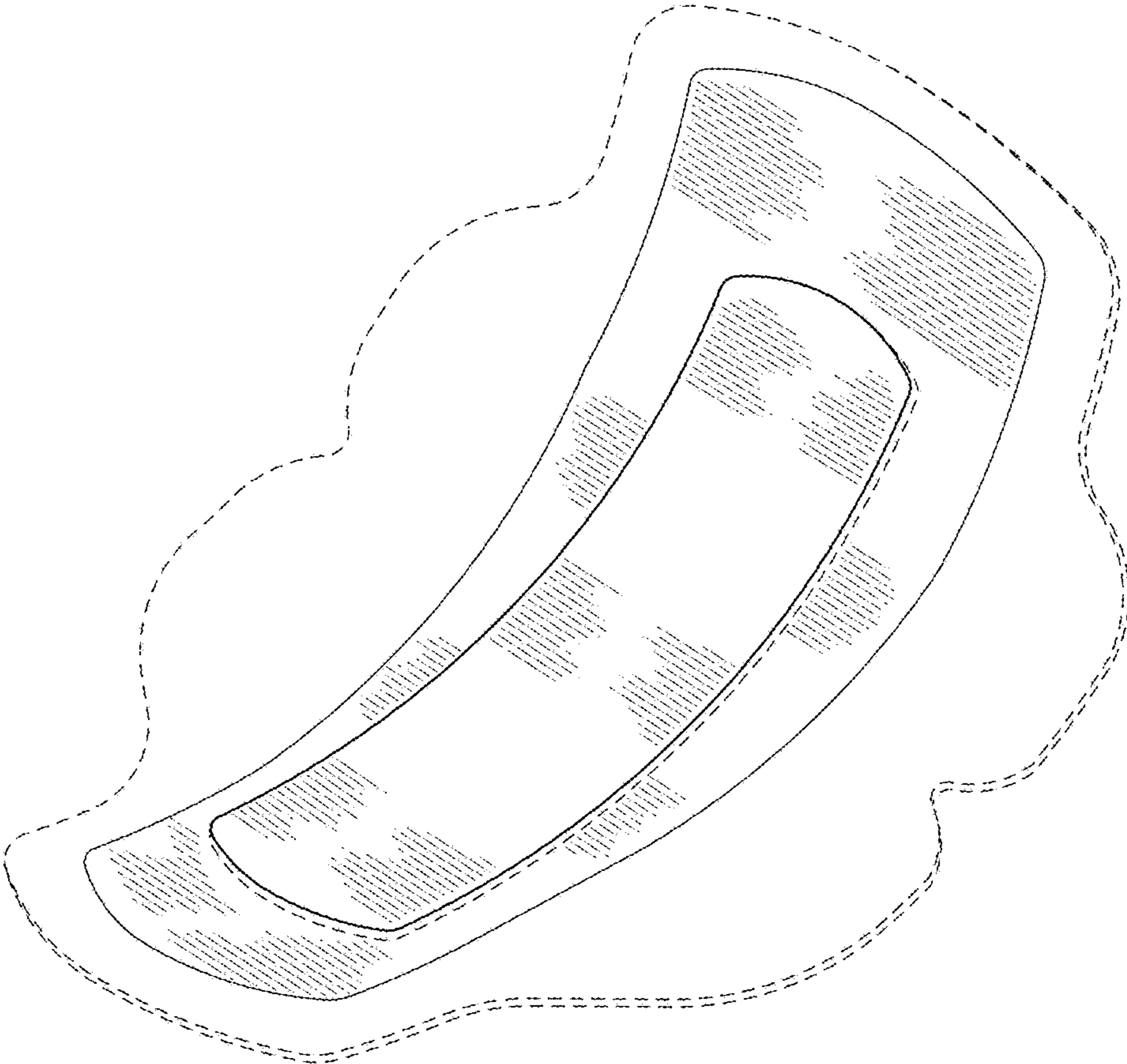


Fig. 1

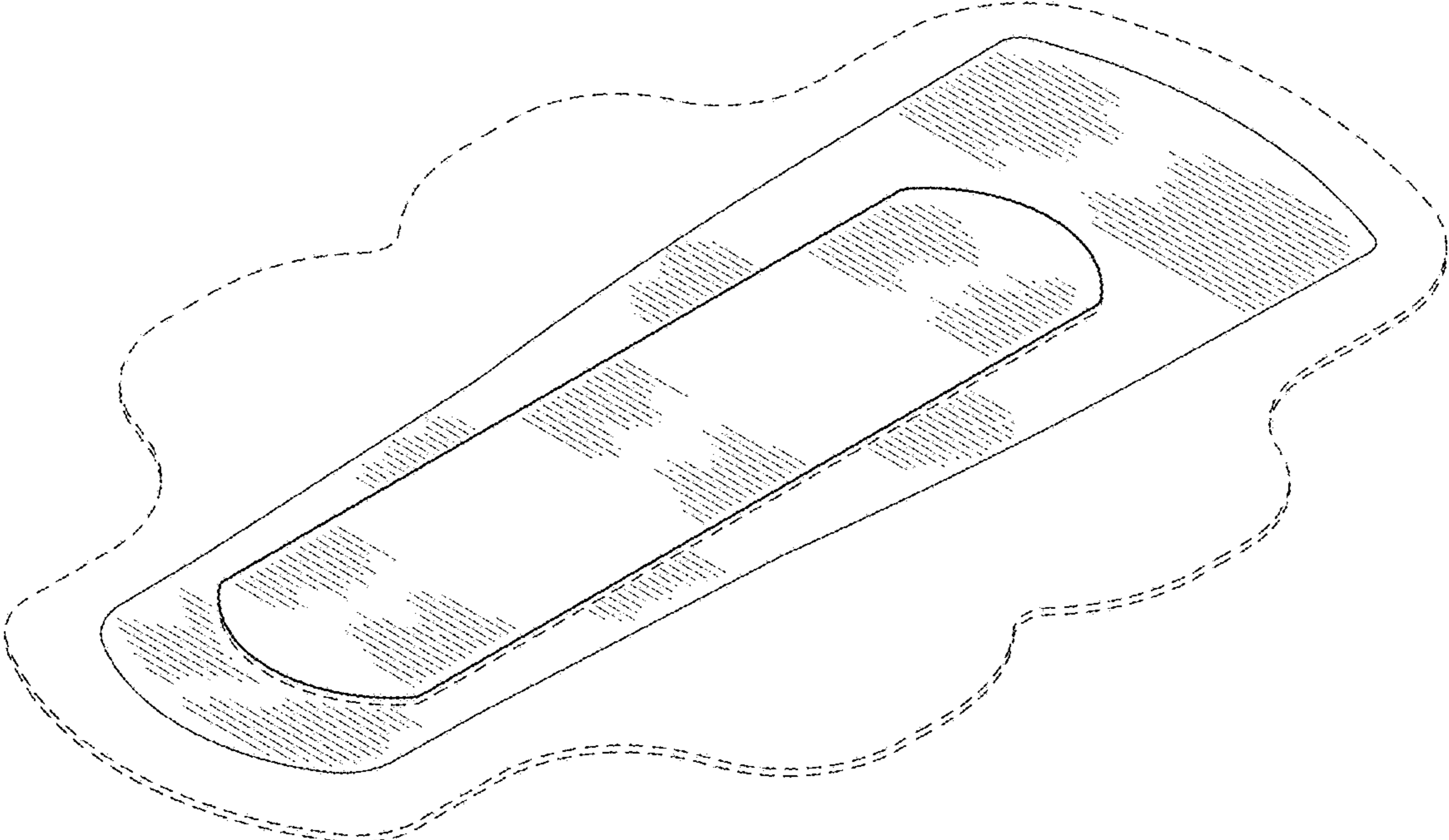


Fig. 2

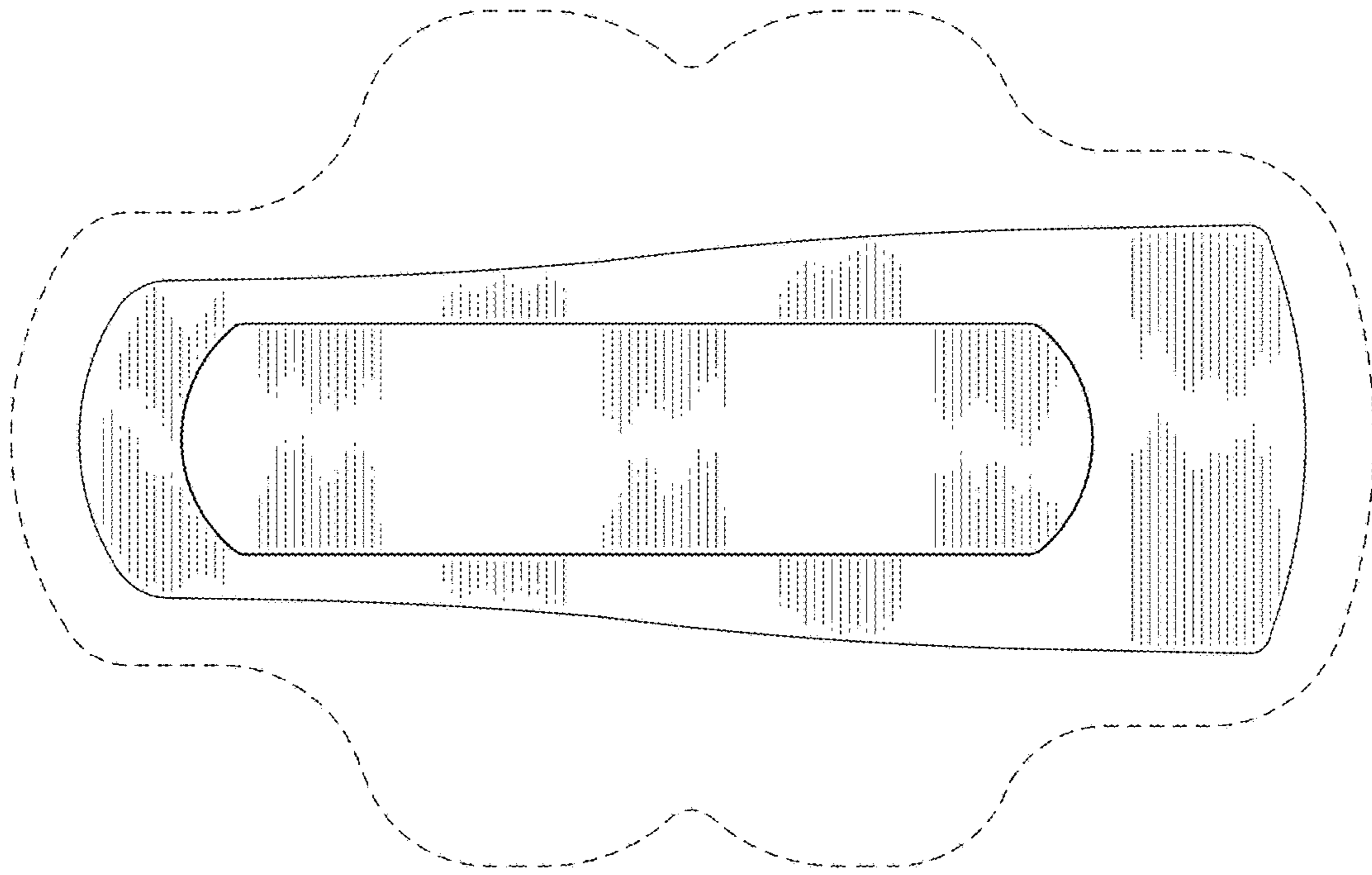


Fig. 3

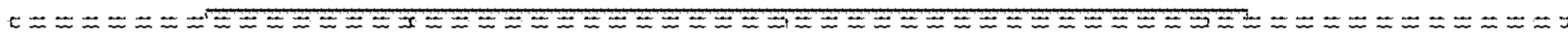


Fig. 4

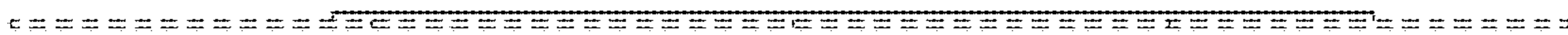


Fig. 5




Fig. 6

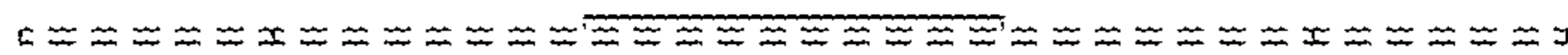


Fig. 7




Fig. 8