



US00D796023S

(12) **United States Design Patent** (10) **Patent No.:** **US D796,023 S**
Dou et al. (45) **Date of Patent:** **** Aug. 29, 2017**

(54) **PORTABLE FAN**
(71) Applicant: **Xiaomi Inc.**, Beijing (CN)
(72) Inventors: **Wenbo Dou**, Beijing (CN); **Ningning Li**, Beijing (CN)
(73) Assignee: **Xiaomi Inc.**, Beijing (CN)
(**) Term: **15 Years**
(21) Appl. No.: **29/539,661**
(22) Filed: **Sep. 16, 2015**

(30) **Foreign Application Priority Data**

Mar. 17, 2015 (CN) 2015 3 0064153

(51) **LOC (10) Cl.** **23-04**

(52) **U.S. Cl.**
USPC **D23/370**

(58) **Field of Classification Search**
USPC D23/370, 355, 314, 414, 371, 377;
415/121.1; D14/432
CPC F04D 29/329; F04D 29/526; F04D 25/082;
F04D 29/325; F04D 29/703; F04D
29/547
See application file for complete search history.

(56) **References Cited**

U.S. PATENT DOCUMENTS

1,473,045 A * 11/1923 Puttaert F04D 25/084
310/50
1,506,937 A * 9/1924 Miller B63H 1/26
416/223 R
D334,976 S * 4/1993 Yuen D23/377
D400,976 S * 11/1998 Bloom D21/725
D475,777 S * 6/2003 Pennington D23/379
D482,064 S * 11/2003 Steiner D19/123
D511,017 S * 10/2005 Chang D14/432

D513,499 S * 1/2006 Irizarry-Esquilin D13/184
D515,196 S * 2/2006 Indio da Costa D23/377
D556,878 S * 12/2007 Radtke D23/314
D561,880 S * 2/2008 Radtke D23/328
D564,080 S * 3/2008 Chen D23/314
D593,237 S * 5/2009 Chernick D26/37
D678,997 S * 3/2013 Gajewski D23/372
D686,623 S * 7/2013 Bennett, Jr. D14/432
D698,432 S * 1/2014 Herbst D23/379
D733,281 S * 6/2015 Herbst D23/328
D741,468 S * 10/2015 Ertze D23/377
2009/0220347 A1 * 9/2009 Ball B64C 11/26
416/229 R
2012/0177496 A1 * 7/2012 Gajewski F04D 25/088
416/204 R

* cited by examiner

Primary Examiner — Cynthia Underwood

(74) *Attorney, Agent, or Firm* — Calfee, Halter & Griswold LLP


(57) **CLAIM**

We claim the ornamental design for a portable fan, as shown and described.

DESCRIPTION

FIG. 1 is a front elevational view of a portable fan;
FIG. 2 is a rear elevational view thereof;
FIG. 3 is a left side elevational view thereof;
FIG. 4 is a right side elevational view thereof;
FIG. 5 is a top plan view thereof;
FIG. 6 is a bottom plan view thereof;
FIG. 7 is a front/left/top perspective view thereof, wherein the portable fan is in a bent configuration; and,
FIG. 8 is a rear/right/bottom perspective view thereof, wherein the portable fan is in a bent configuration.
The broken lines represent the bounds of the claimed design; the broken lines are for illustrative, environmental purposes only and form no part of the claimed design.

1 Claim, 8 Drawing Sheets



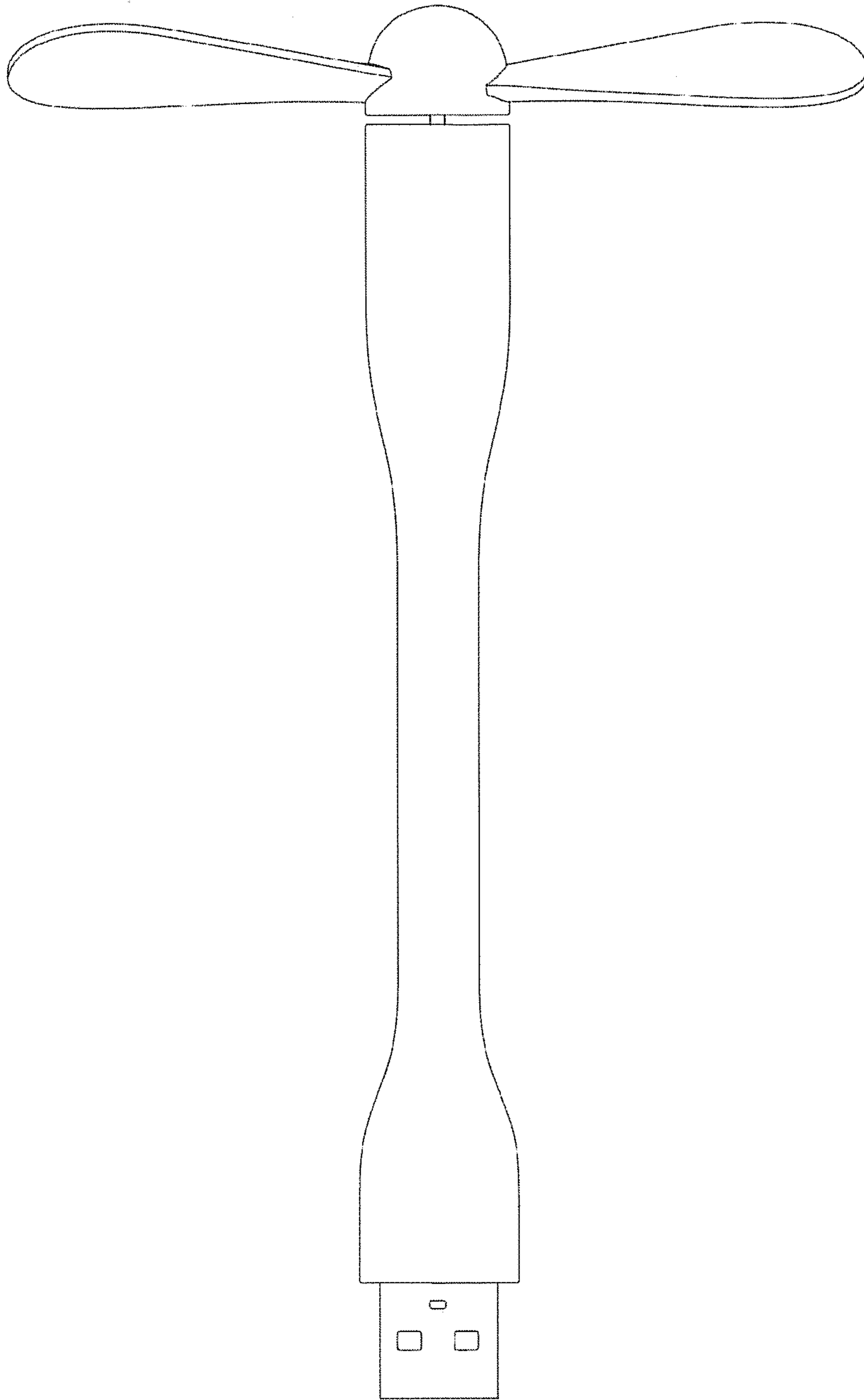


Fig. 1

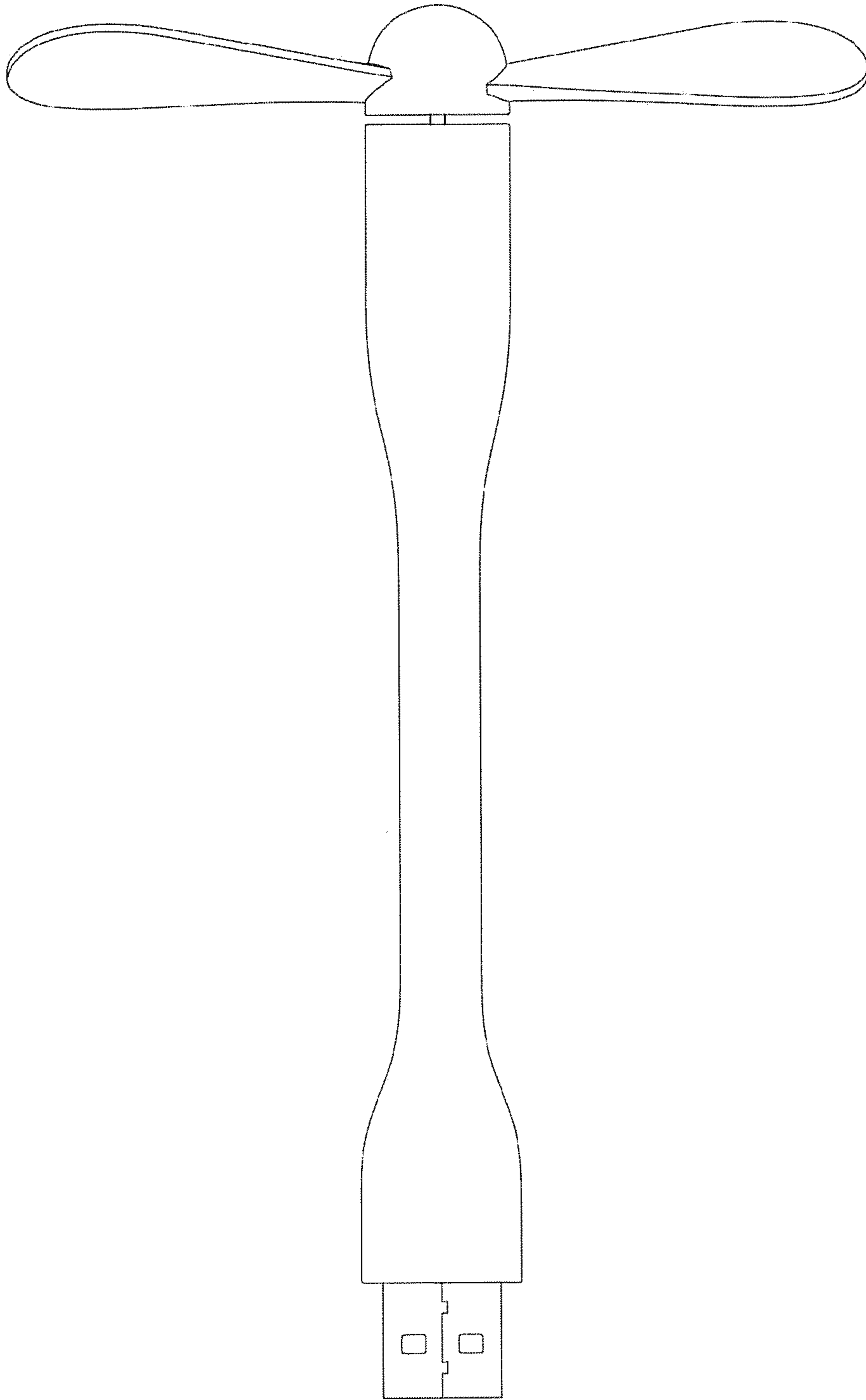


Fig. 2

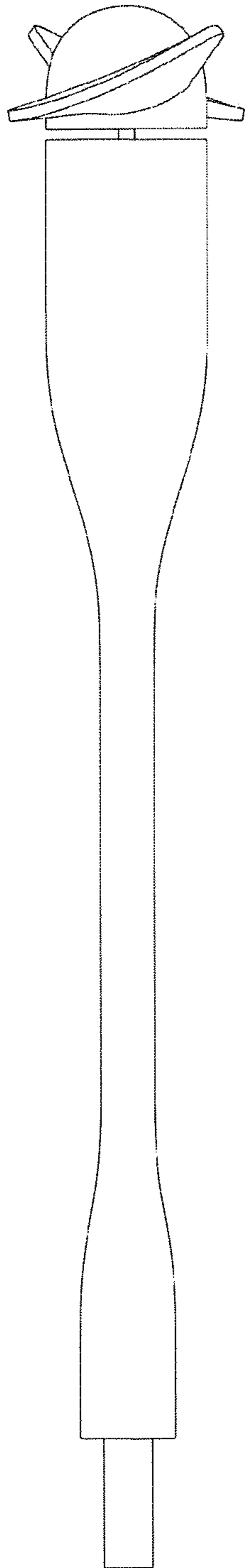


Fig. 3

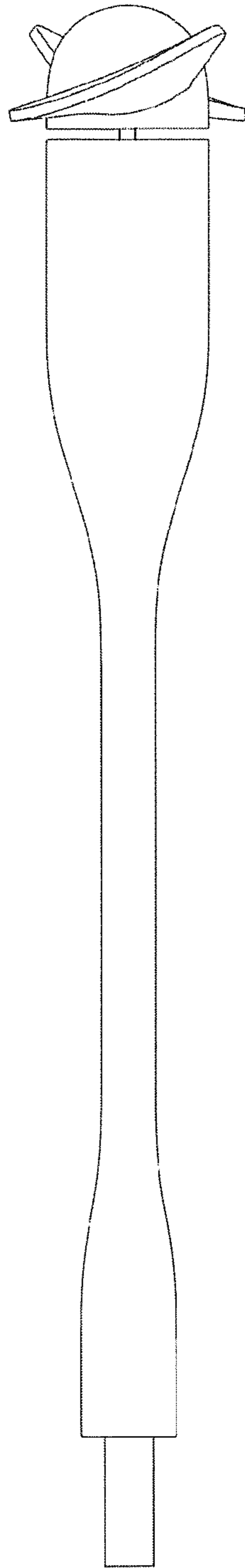


Fig. 4

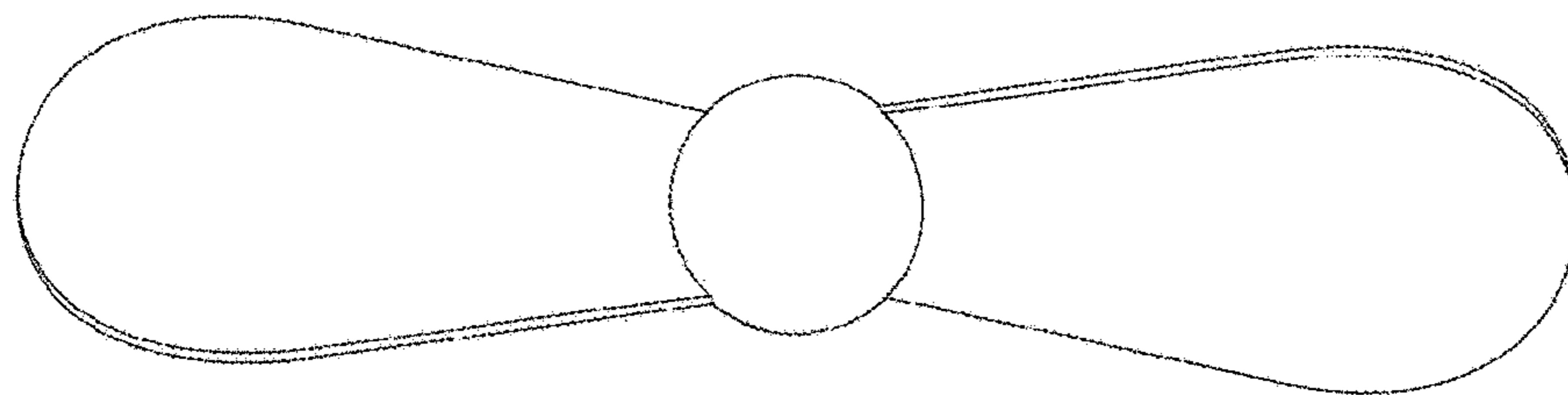


Fig. 5

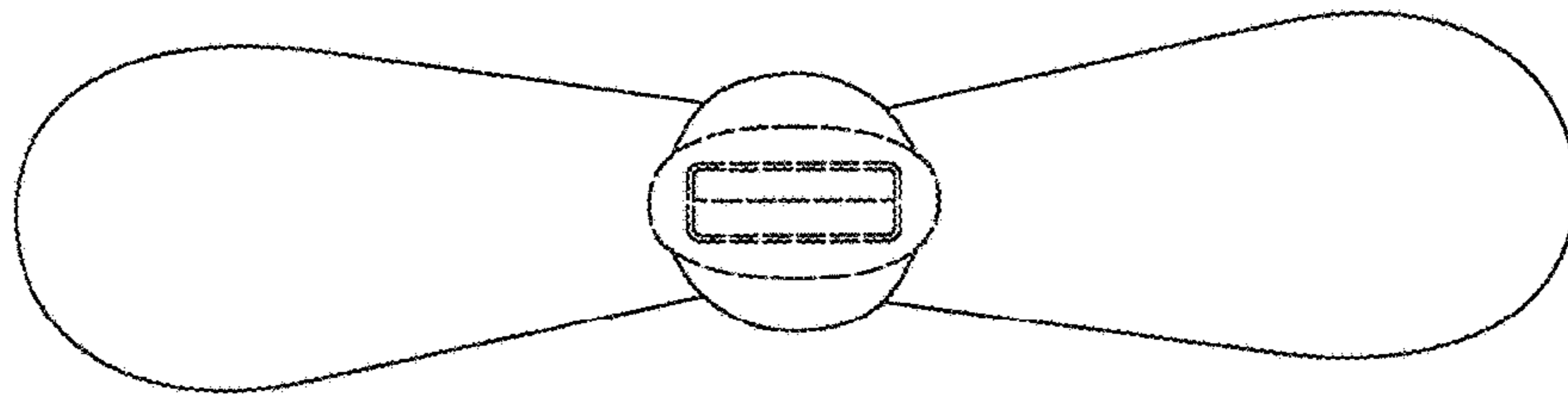


Fig.6

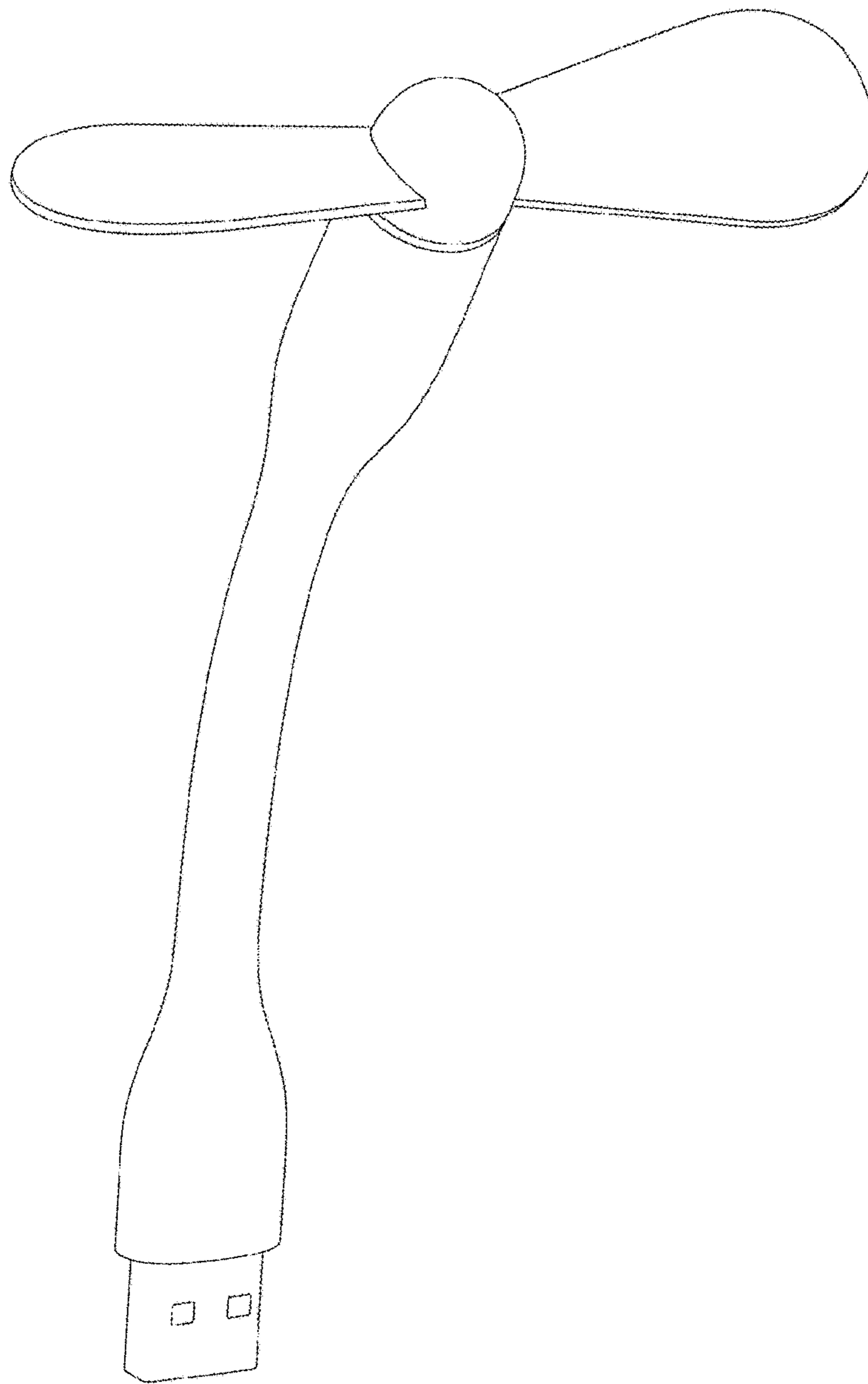


Fig. 7




Fig. 8