



US00D796021S

(12) **United States Design Patent** (10) **Patent No.:** **US D796,021 S**
Stamp et al. (45) **Date of Patent:** **** Aug. 29, 2017**

(54) **AIR FILTER HOUSING**

(71) Applicant: **VIDEOJET TECHNOLOGIES INC.**,
Wood Dale, IL (US)

(72) Inventors: **Michael Stamp**, Oadby (GB); **Paul King**, Whittlesey (GB); **David Doswell**,
Huntingdon (GB)

(73) Assignee: **VIDEOJET TECHNOLOGIES INC.**,
Wood Dale, IL (US)

(**) Term: **15 Years**

(21) Appl. No.: **29/567,266**

(22) Filed: **Jun. 7, 2016**

(51) **LOC (10) Cl.** **23-04**

(52) **U.S. Cl.**
USPC **D23/365**; D23/366; D27/154; D27/141

(58) **Field of Classification Search**
USPC D23/209, 360–363, 365–368, 141–142,
D23/148, 154–156; D27/101, 141–142,
D27/148, 154–156

CPC A61L 2/00; A61L 9/02; A61L 9/03; A61L
9/032; A61L 9/035; A61L 9/037; A61L
9/04; A61L 9/12; A61L 2202/23

See application file for complete search history.

(56) **References Cited**

U.S. PATENT DOCUMENTS

- 4,065,261 A * 12/1977 Fukada A61L 9/122
239/58
- 4,306,679 A * 12/1981 Dusek A61L 9/12
239/59
- 4,583,686 A * 4/1986 Martens A61L 9/12
239/34
- 4,849,606 A * 7/1989 Martens, III B65D 77/2024
239/34
- 5,324,490 A * 6/1994 Van Vlahakis A61L 9/048
239/55
- D357,977 S * 5/1995 Muderlak D23/366

- D374,714 S * 10/1996 Vullion 261/DIG. 65
- D403,419 S * 12/1998 Davis D23/360
- D432,713 S * 10/2000 Chen D27/154
- D443,717 S * 6/2001 Minagawa D27/154
- D462,804 S * 9/2002 Maruyama D27/155
- D501,274 S * 1/2005 Cohen Harel D27/154
- D503,013 S * 3/2005 Chen D27/154
- D536,480 S * 2/2007 Park D27/143
- D538,914 S * 3/2007 Nelson D23/366
- D551,799 S * 9/2007 Smith D27/155
- D561,319 S * 2/2008 Weggelaar D23/366
- D580,972 S * 11/2008 Yuen D18/56
- D587,843 S * 3/2009 Huang D27/156
- D605,350 S * 12/2009 Smith D27/154
- D608,960 S * 1/2010 Gaa D32/3
- D617,376 S * 6/2010 Lecheheb 347/86
- D622,836 S * 8/2010 Deflorian D23/366

(Continued)

Primary Examiner — Caron D Veynar

Assistant Examiner — Mehri Bajoul

(74) *Attorney, Agent, or Firm* — Robert L. Wolter;
Beusse, Wolter, Sanks & Maire PLLC

(57) **CLAIM**

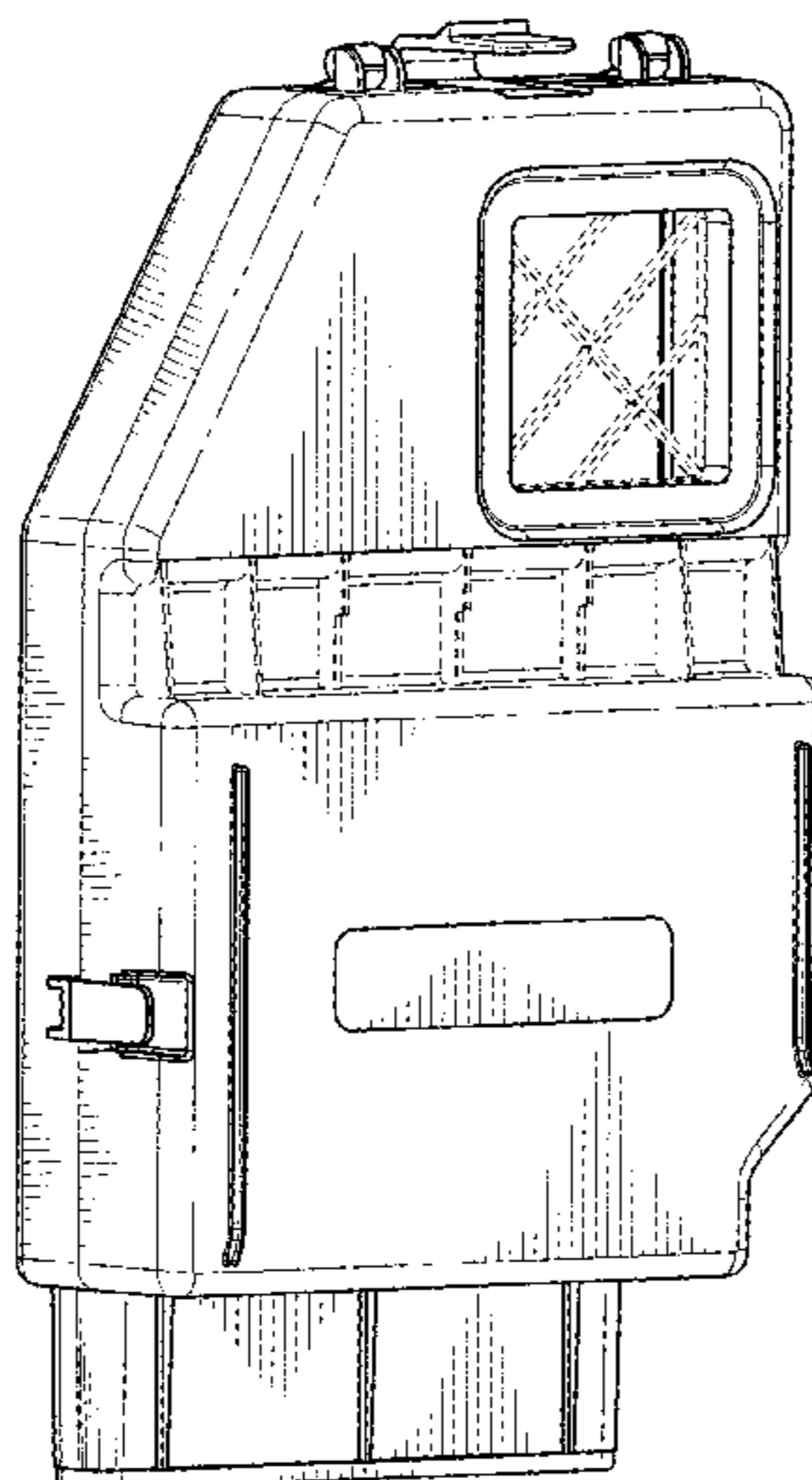
The ornamental design for an “air filter housing”, as shown and described.

DESCRIPTION

FIG. 1 is an isometric view of an air filter housing of the present invention;
FIG. 2 is a front elevation view thereof;
FIG. 3 is a rear elevation thereof;
FIG. 4 is a right side elevation view thereof;
FIG. 5 is a left side elevation view thereof;
FIG. 6 is a top plan front elevation view thereof; and,
FIG. 7 is a bottom plan view.

The broken lines in the drawings are included for the purpose of illustrating only and form no part of the claimed design.

1 Claim, 4 Drawing Sheets



(56)

References Cited

U.S. PATENT DOCUMENTS

D629,500	S *	12/2010	Koenig	D23/368
7,857,236	B2 *	12/2010	Zlotnik	A61L 9/127
				239/34
D635,235	S *	3/2011	Hoshino	D23/372
8,119,070	B2 *	2/2012	Zimmerman	D06F 58/10
				34/218
D659,232	S *	5/2012	Funnell, II	D23/371
D665,892	S *	8/2012	Mueller	D23/365
D676,527	S *	2/2013	Xue	D23/248
D701,597	S *	3/2014	DeFilippis	D23/370
8,685,327	B2 *	4/2014	Zimmerman	D06F 58/10
				422/120
D704,259	S *	5/2014	Lecheheb	D18/56
D707,339	S *	6/2014	Garbusi	D23/366
D725,758	S *	3/2015	Kim	D23/333
D738,481	S *	9/2015	Markič	D23/383
D743,651	S *	11/2015	Hoffman	D32/25
D755,362	S *	5/2016	Chen	D23/372
D770,689	S *	11/2016	Patel	D29/110

* cited by examiner

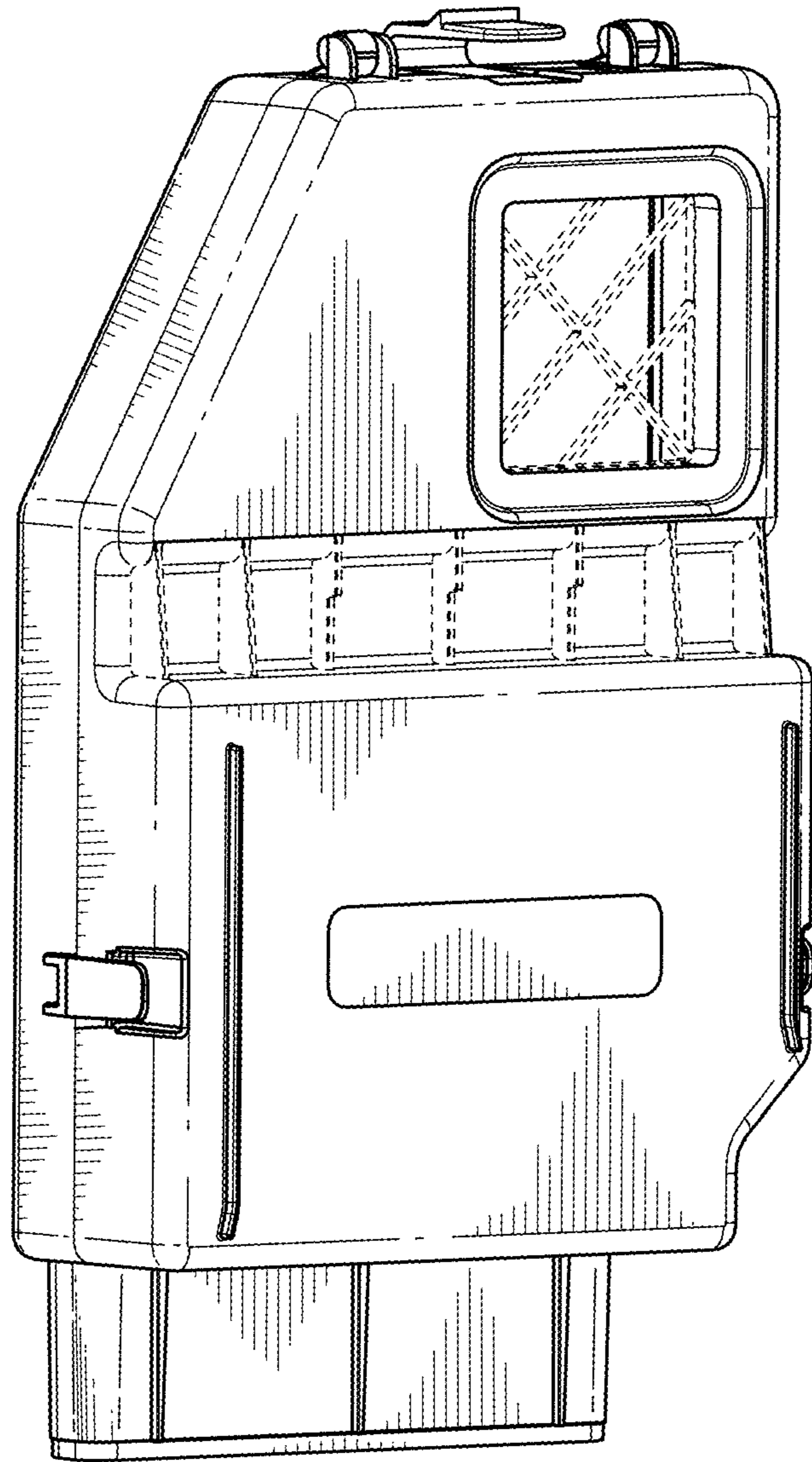


FIG. 1

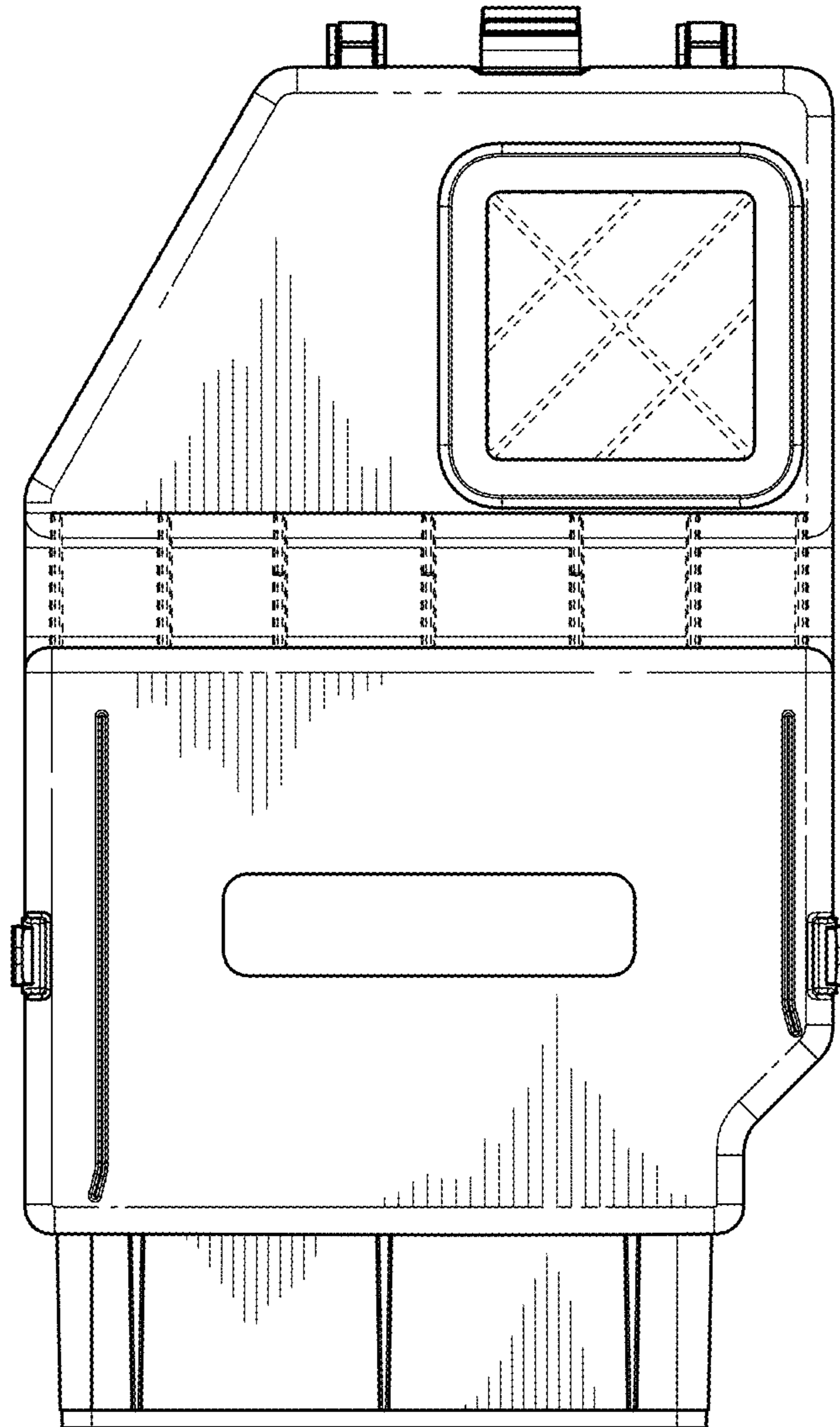


FIG. 2

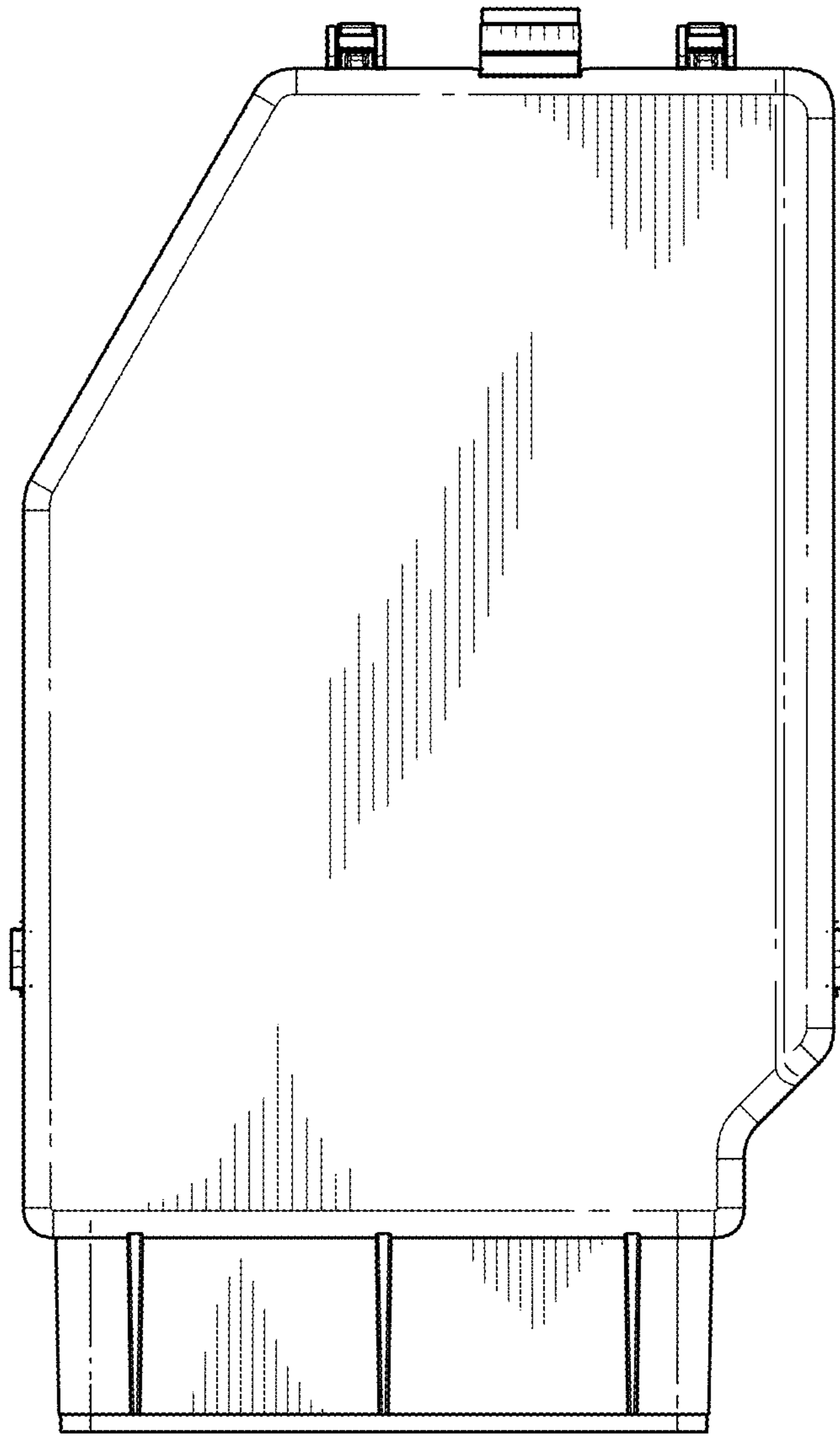


FIG. 3

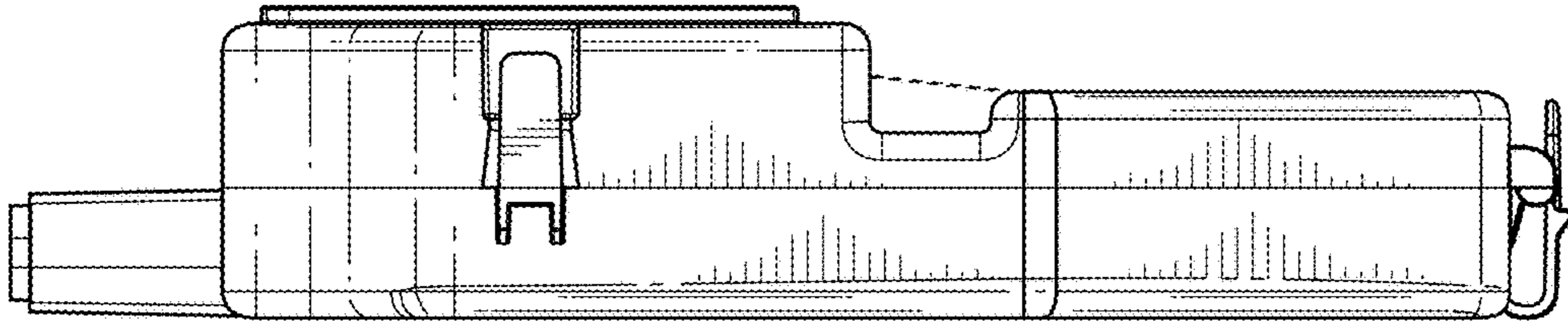


FIG. 4

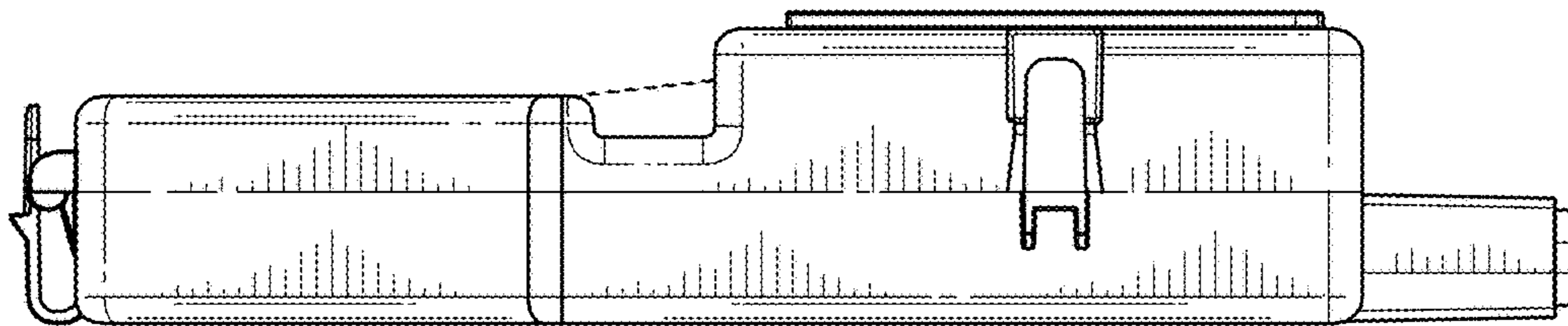


FIG. 5

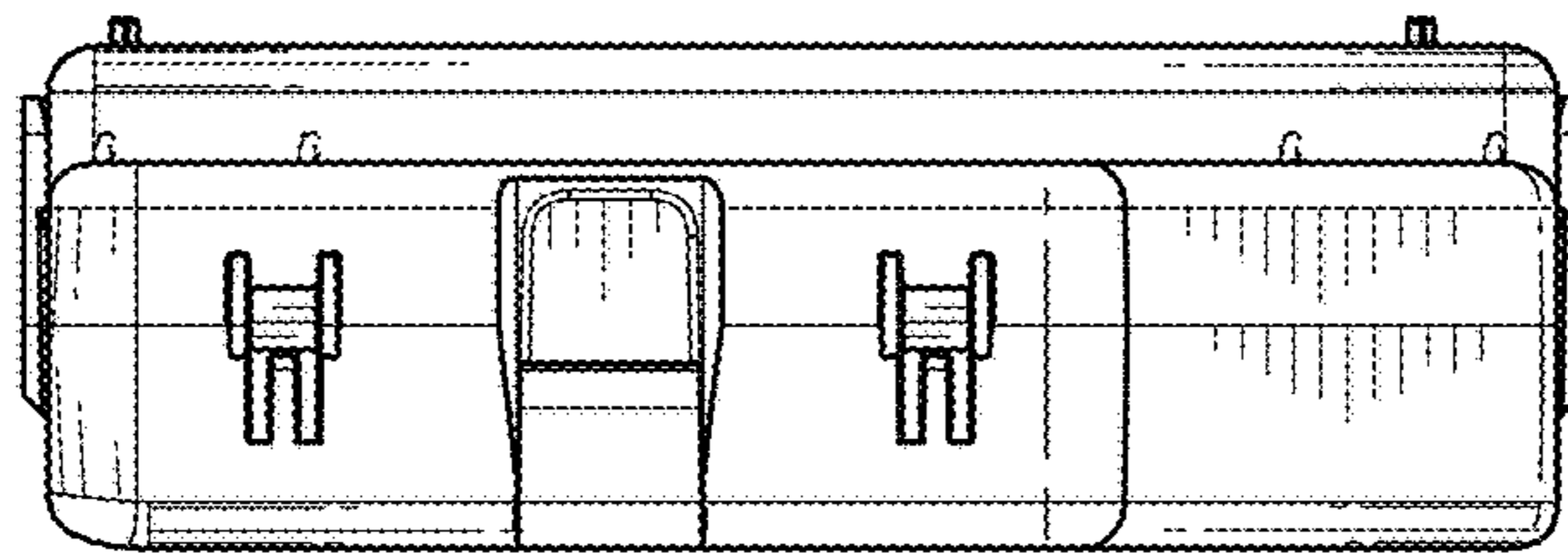


FIG. 6

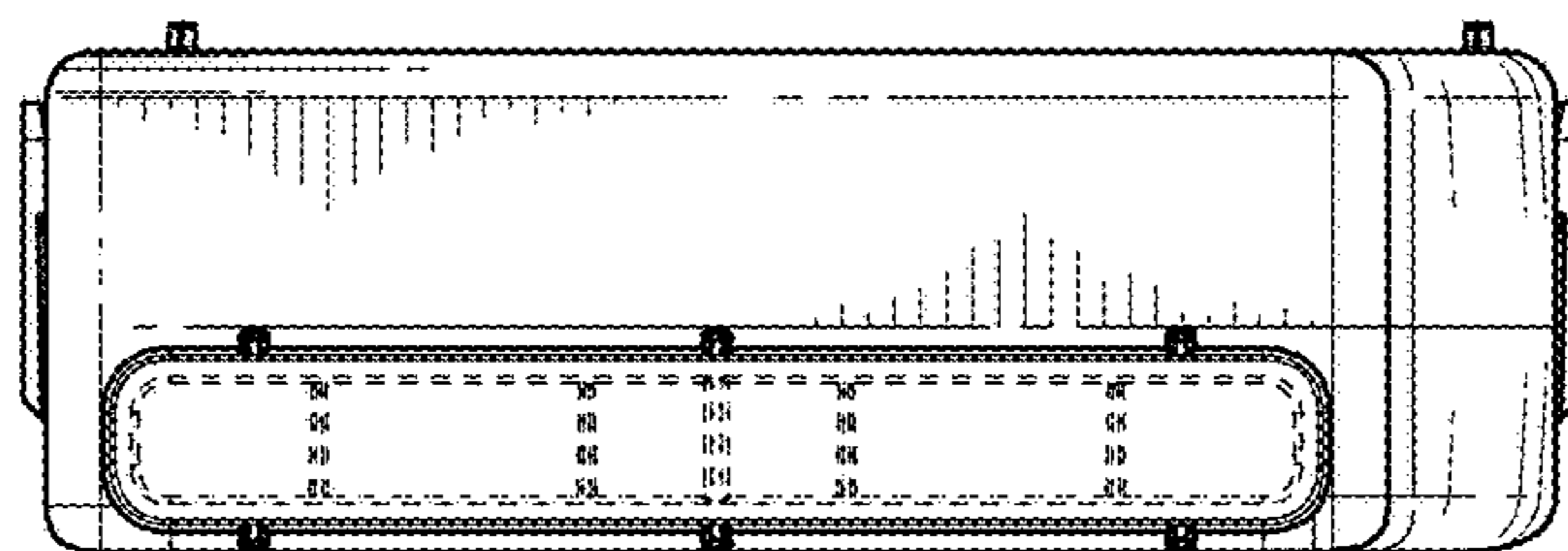


FIG. 7