



US00D796018S

(12) **United States Design Patent** (10) **Patent No.:** **US D796,018 S**  
**Kusuki** (45) **Date of Patent:** **\*\* Aug. 29, 2017**

(54) **AIR CONDITIONER**  
(71) Applicant: **MITSUBISHI ELECTRIC CORPORATION**, Tokyo (JP)

D621,492 S \* 8/2010 Tanaka ..... D23/351  
D621,921 S \* 8/2010 Ishida ..... D23/351  
D680,635 S \* 4/2013 Kashimoto ..... D23/351  
D770,787 S \* 11/2016 Kim ..... D6/351  
D777,894 S \* 1/2017 Kato ..... D23/351

(72) Inventor: **Yoko Kusuki**, Tokyo (JP)  
(73) Assignee: **Mitsubishi Electric Corporation**, Tokyo (JP)

**FOREIGN PATENT DOCUMENTS**

JP 1423661 S 9/2014

(\*\*) Term: **15 Years**  
(21) Appl. No.: **29/577,060**  
(22) Filed: **Sep. 9, 2016**

**OTHER PUBLICATIONS**

An Office Action issued by the Japanese Patent Office on Aug. 17, 2016, which corresponds to Japanese Design Patent Application No. 2016-005329; with English language concise explanation.

\* cited by examiner

(30) **Foreign Application Priority Data**

Mar. 10, 2016 (JP) ..... 2016-005329

(51) **LOC (10) Cl.** ..... **23-04**  
(52) **U.S. Cl.**  
USPC ..... **D23/351**

*Primary Examiner* — George D. Kirschbaum  
*Assistant Examiner* — Natasha Vujcic

(74) *Attorney, Agent, or Firm* — Stuebaker & Brackett PC

(58) **Field of Classification Search**  
USPC ..... D23/333, 335, 341, 342, 351, 353, 354, D23/355, 356, 359, 364, 365, 370, 385, D23/386, 388, 393  
CPC .... F24F 1/00; F24F 1/0007; F24F 1/02; F24F 1/08; F24F 1/42; F24F 1/56; F24F 1/60; F24F 3/044; F24F 3/048; F24F 3/16; F24F 7/00; F24F 7/04; F24F 12/001; F24F 12/006  
See application file for complete search history.

(57) **CLAIM**

The ornamental design for the air conditioner, as shown and described.

**DESCRIPTION**

FIG. 1 is a perspective view of the front, right and top sides of an air conditioner showing my new design;  
FIG. 2 is a front view thereof;  
FIG. 3 is a rear view thereof;  
FIG. 4 is a right side view thereof;  
FIG. 5 is a top view thereof;  
FIG. 6 is a bottom view thereof; and,  
FIG. 7 is perspective view shown in a position of use thereof.

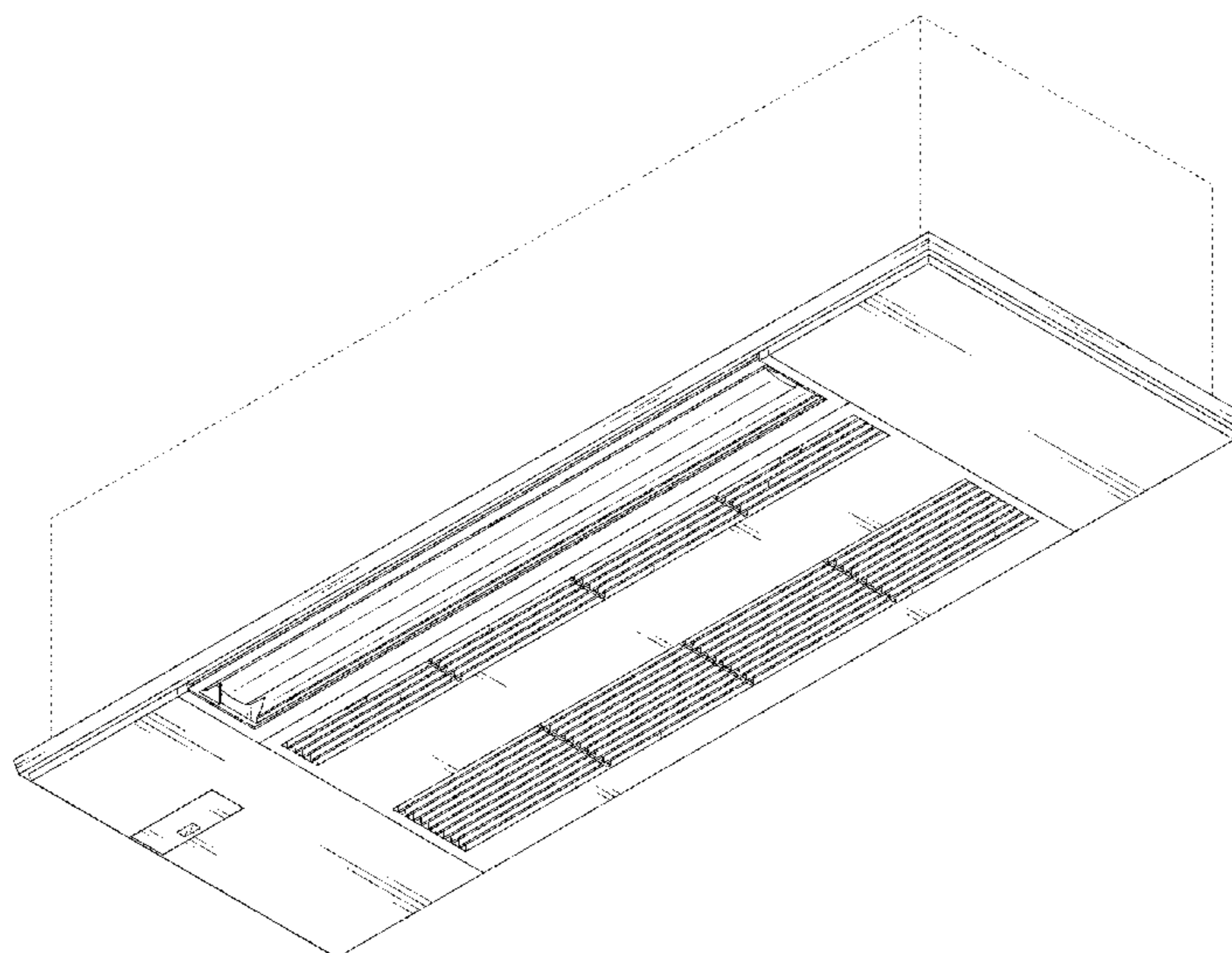
The broken line showing of the air conditioner is included for the purpose of illustrating portions of the air conditioner and forms no part of the claimed design.

(56) **References Cited**

**U.S. PATENT DOCUMENTS**

D323,209 S \* 1/1992 Fukumoto ..... D23/351  
D331,458 S \* 12/1992 Saito ..... D23/351  
D360,458 S \* 7/1995 McColgin ..... D23/353  
D398,974 S \* 9/1998 Aihara ..... D23/351  
D565,712 S \* 4/2008 Nagahori ..... D23/351  
D612,469 S \* 3/2010 Nagahori ..... D23/351

**1 Claim, 7 Drawing Sheets**



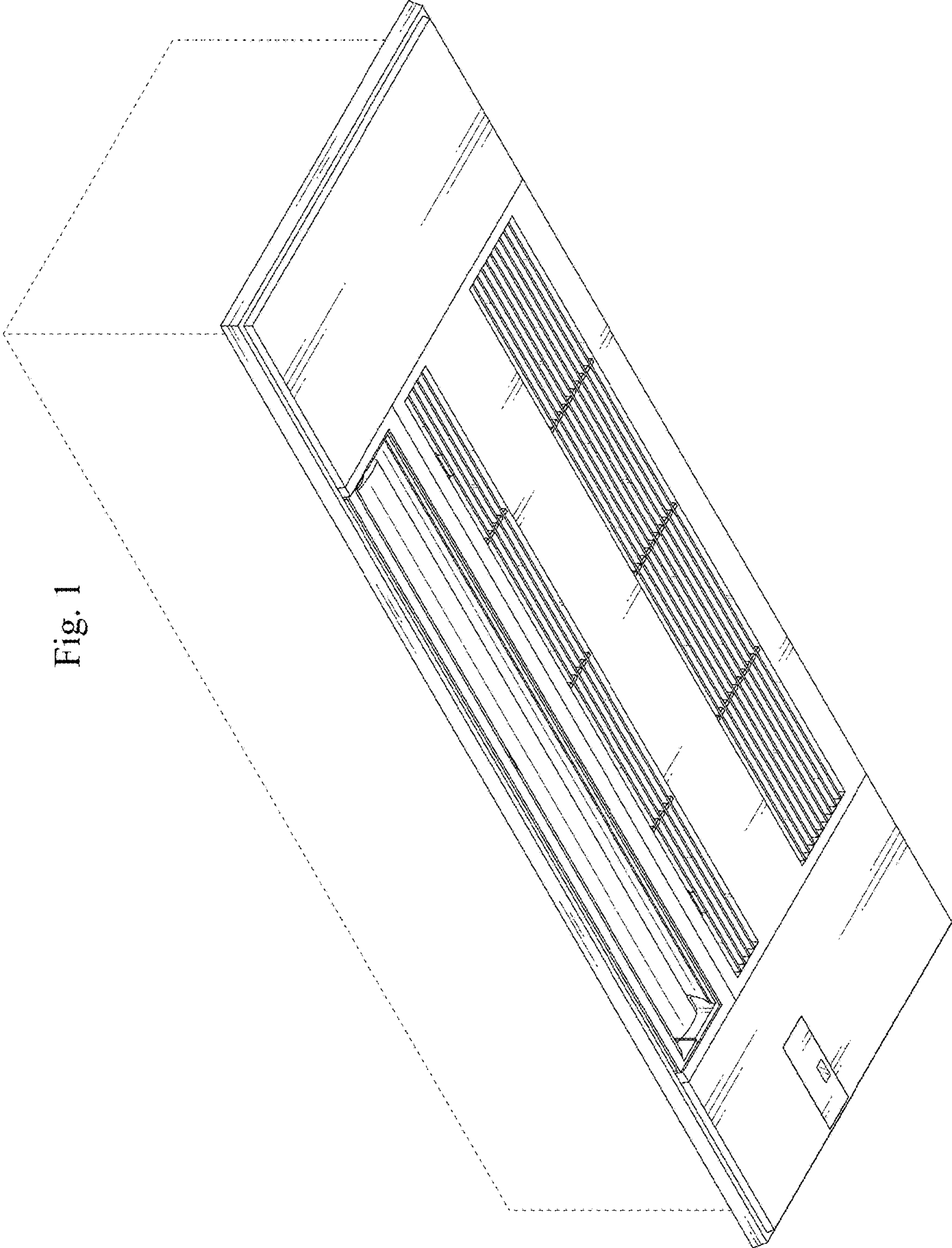


Fig. 1

Fig. 2

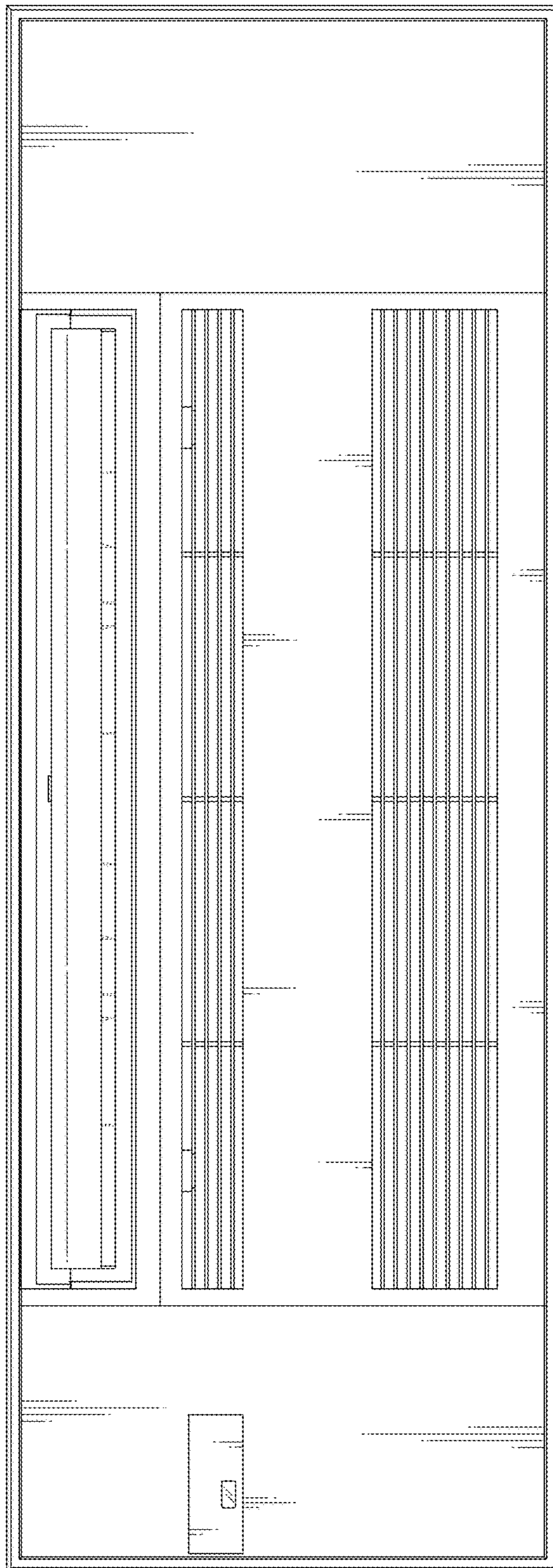


Fig. 3




Fig. 4




Fig. 5





Fig. 6



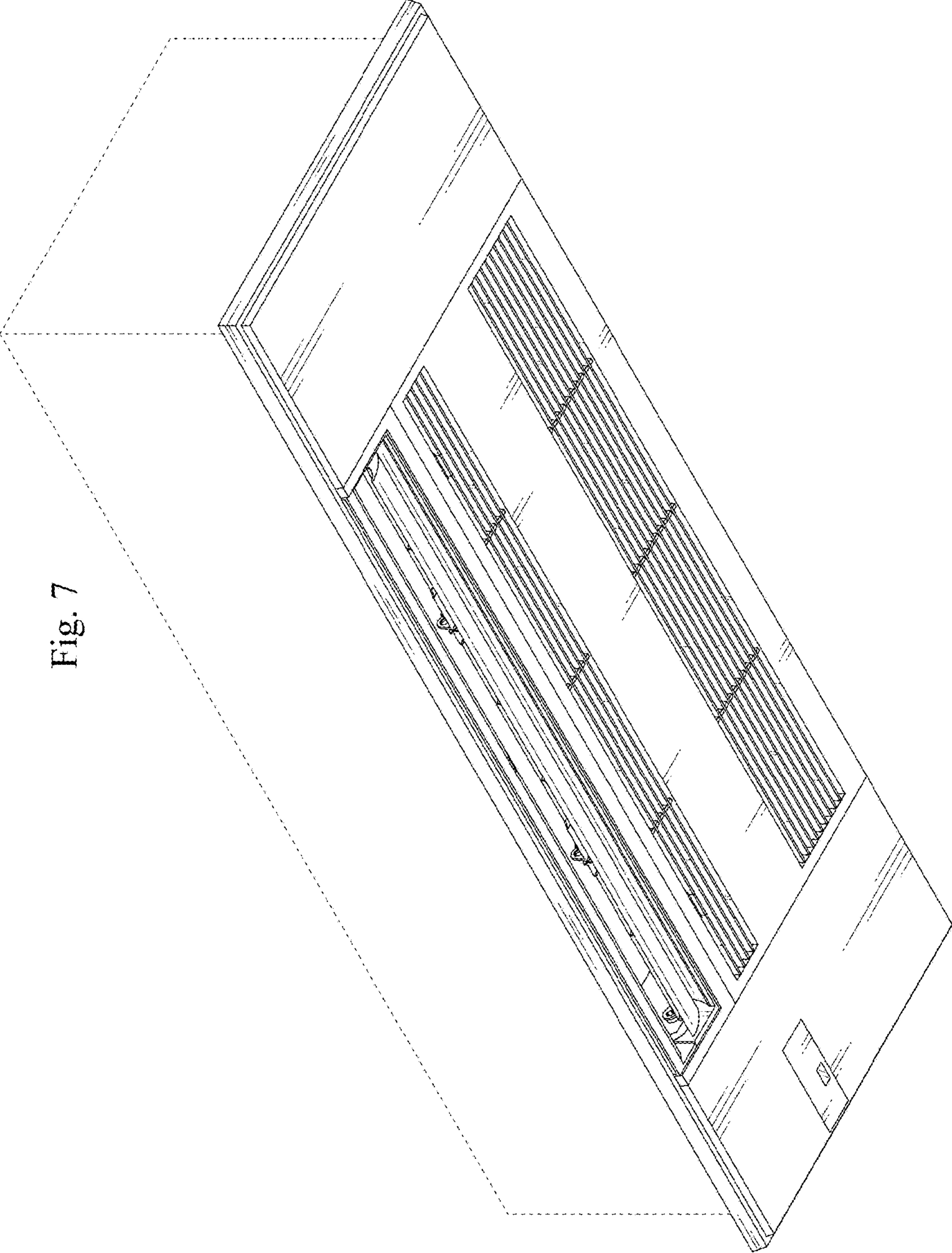


Fig. 7