



US00D796013S

(12) **United States Design Patent**
Haynes

(10) **Patent No.:** **US D796,013 S**

(45) **Date of Patent:** **** Aug. 29, 2017**

(54) **SEALING GLAND**

(71) Applicant: **Andrew Leo Haynes**, Auckland (NZ)

(72) Inventor: **Andrew Leo Haynes**, Auckland (NZ)

(73) Assignee: **Lake Products Limited**, Auckland (NZ)

(**) Term: **15 Years**

(21) Appl. No.: **29/538,799**

(22) Filed: **Sep. 8, 2015**

Related U.S. Application Data

(63) Continuation of application No. 12/084,142, filed as application No. PCT/NZ2006/000278 on Oct. 27, 2006, now Pat. No. 9,255,412.

(51) **LOC (10) Cl.** **23-01**

(52) **U.S. Cl.**
USPC **D23/269**

(58) **Field of Classification Search**
USPC D23/249, 259-260, 262, 265-266, 269, D23/303, 309; 277/351-354, 372, 504, 277/603, 606-609, 616, 626; 52/58, 199; 285/15, 95, 109, 133.21, 232, 351, 336, 285/910, 918; D24/129

CPC F16L 5/02; F16L 5/08; F16L 5/10; F16L 19/064; F16L 19/065; F16L 19/10283; E04D 13/14; F16J 15/125

See application file for complete search history.

(56) **References Cited**

U.S. PATENT DOCUMENTS

2,510,362 A 6/1950 Anderson
D170,425 S 9/1953 Monahan, Jr.
3,205,760 A 9/1965 Seckerson et al.
D216,693 S * 3/1970 Dammer D25/199
3,566,738 A 3/1971 Cupit

3,602,530 A * 8/1971 Elwart E04D 13/1471
285/4
3,654,965 A 4/1972 Gramain
3,893,919 A 7/1975 Flegel et al.
3,977,137 A 8/1976 Patry
4,120,129 A 10/1978 Nagler et al.
D252,703 S * 8/1979 Cupit D23/259
4,211,423 A 7/1980 Resech
4,333,660 A 6/1982 Cupit
D269,454 S * 6/1983 Houseman D23/261
4,449,554 A 5/1984 Busse
4,469,467 A 9/1984 Odill et al.
4,519,793 A 5/1985 Galindo

(Continued)

FOREIGN PATENT DOCUMENTS

AU 199895218 6/1999
AU 200042690 1/2001

(Continued)

Primary Examiner — Eric Goodman

Assistant Examiner — Amy Wierenga

(74) *Attorney, Agent, or Firm* — Foley & Lardner LLP

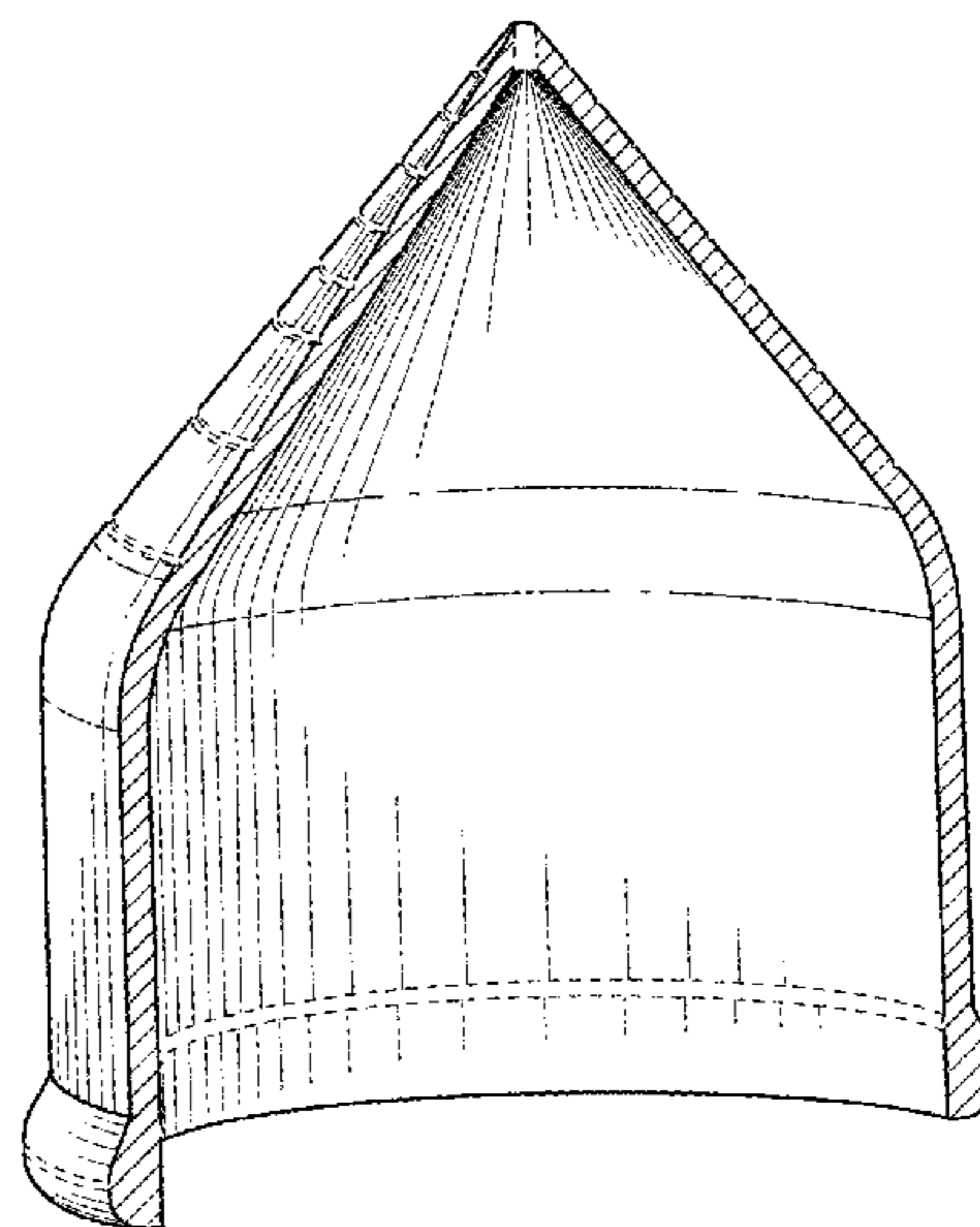
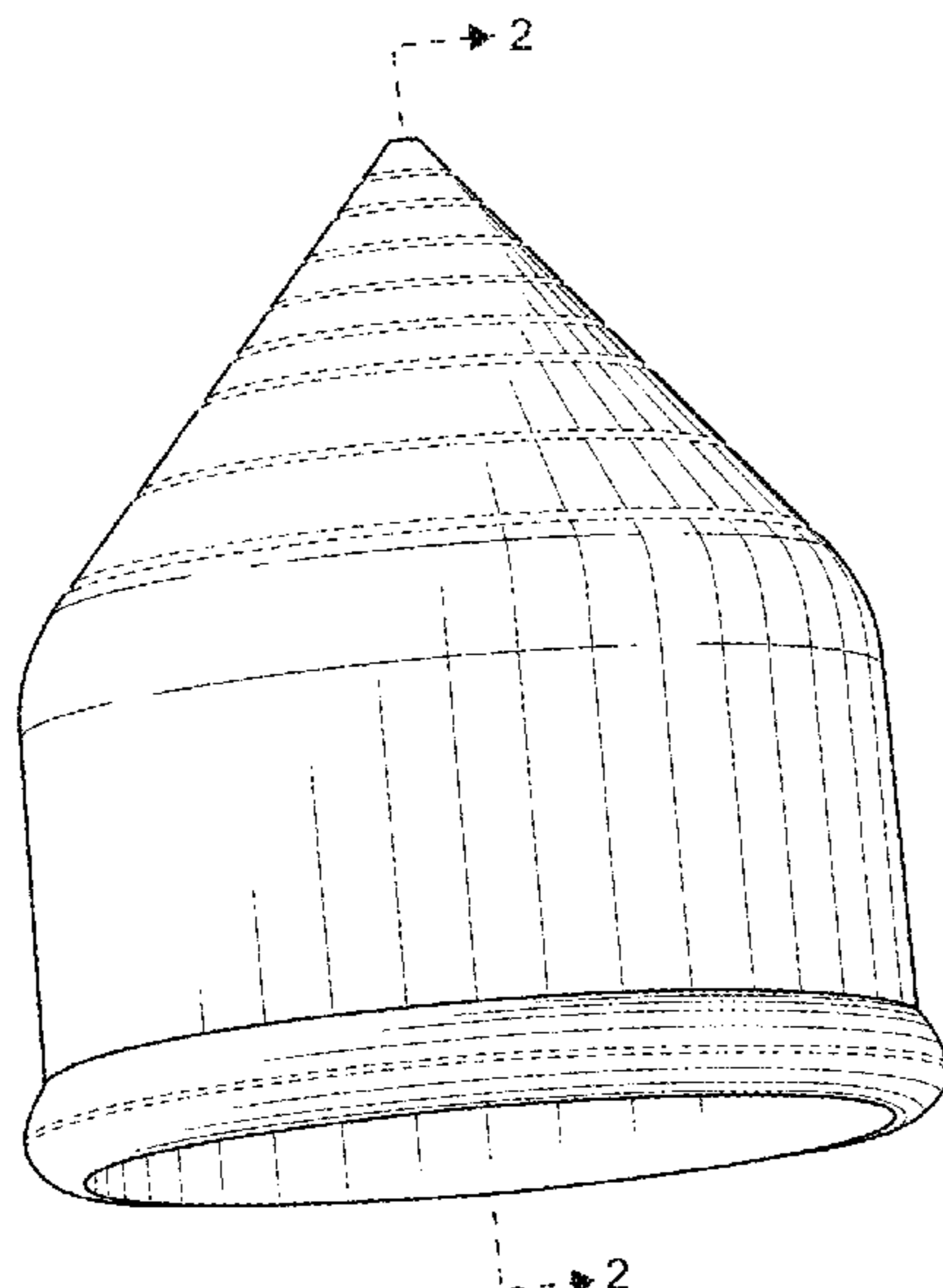
(57) **CLAIM**

I claim the ornamental design for a sealing gland, as shown and described.

DESCRIPTION

FIG. 1 is a perspective view of the claimed design; FIG. 2 is a cross-sectional view of section 2-2 of FIG. 1 of the claimed design of FIG. 1; FIG. 3 is a front view of the claimed design of FIG. 1, the rear view, the right side view, and the left side view are identical to the front view; FIG. 4 is a top view of the claimed design of FIG. 1; and, FIG. 5 is a bottom view of the claimed design of FIG. 1. The broken lines depict portions of the sealing gland that form no part of the claim.

1 Claim, 3 Drawing Sheets



(56)

References Cited

U.S. PATENT DOCUMENTS

4,570,943 A * 2/1986 Houseman E04D 13/1471
277/606

4,625,469 A 12/1986 Gentry et al.

4,664,390 A 5/1987 Houseman

D292,233 S * 10/1987 Schalle D25/199

D292,234 S * 10/1987 Schalle D25/199

D294,177 S 2/1988 Sherlock

4,903,997 A 2/1990 Kifer

D312,506 S 11/1990 Schalle

5,010,700 A 4/1991 Blair

5,018,748 A 5/1991 Schalle

5,036,636 A 8/1991 Hasty

5,176,408 A 1/1993 Pedersen

5,222,334 A * 6/1993 Hasty E04D 13/1476
285/4

5,226,263 A 7/1993 Merrin et al.

5,347,776 A 9/1994 Skoff

5,414,964 A * 5/1995 Bodycomb E04D 13/1407
285/42

D364,933 S 12/1995 Schalle

D370,274 S 5/1996 Menzies

5,588,267 A 12/1996 Rodriguez et al.

D380,039 S 6/1997 Sutherland et al.

5,703,154 A 12/1997 Davis et al.

5,711,536 A 1/1998 Meyers

D423,087 S 4/2000 Houseman

6,123,339 A 9/2000 Otsuji et al.

D436,157 S * 1/2001 Houseman D23/259

6,185,885 B1 2/2001 Thaler

D447,222 S 8/2001 Mathers

6,409,178 B1 6/2002 Raden et al.

6,471,217 B1 10/2002 Hayfield et al.

6,752,176 B1 6/2004 Price et al.

6,830,269 B1 12/2004 Mayle

6,866,271 B2 3/2005 MacDonald

6,957,817 B2 10/2005 Goll

7,021,878 B1 4/2006 Albertson et al.

D525,685 S 7/2006 Walton

7,140,618 B2 11/2006 Valls, Jr.

D581,777 S * 12/2008 Huang D8/397

D585,968 S 2/2009 Elkins et al.

D593,641 S 6/2009 Plank et al.

7,814,709 B1 * 10/2010 Resech E04D 13/1407
52/100

8,141,303 B2 3/2012 McDow, Jr. et al.

8,209,923 B1 7/2012 Rich

8,608,206 B2 12/2013 Fedale et al.

8,614,400 B2 12/2013 Aldrich et al.

8,656,667 B2 2/2014 Beall

D722,621 S 2/2015 Gray et al.

9,255,412 B2 * 2/2016 Haynes E04D 13/1407

2004/0255523 A1 12/2004 Bibaud et al.

2004/0262854 A1 12/2004 Matczak et al.

2005/0055889 A1 3/2005 Thaler

2006/0145428 A1 7/2006 Dudman

2006/0186607 A1 8/2006 Shih et al.

2007/0101664 A1 5/2007 Hoy et al.

2007/0143956 A1 6/2007 Kumakura et al.

2008/0092844 A1 4/2008 Tsukamoto

2009/0302545 A1 12/2009 Haynes

2010/0059941 A1 3/2010 Beele

2011/0140371 A1 6/2011 Strydom

2011/0156354 A1 6/2011 Egritepe et al.

2011/0266755 A1 11/2011 Anderson et al.

2012/0126529 A1 5/2012 Beall

2012/0297573 A1 11/2012 Iwahara et al.

2013/0193652 A1 8/2013 Whitley

2014/0084549 A1 3/2014 Haynes et al.

FOREIGN PATENT DOCUMENTS

AU 199911298 2/2002

CA 2104172 3/1994

DE 296 13 258 9/1996

DE 200 15 281 1/2001

DE 103 58 668 3/2005

FR 2862736 5/2005

NZ D406739 10/2005

NZ D406740 10/2005

NZ 543300 A 7/2008

WO WO-88/09855 12/1988

WO WO-98/09855 3/1998

WO WO-2006/128790 12/2006

* cited by examiner

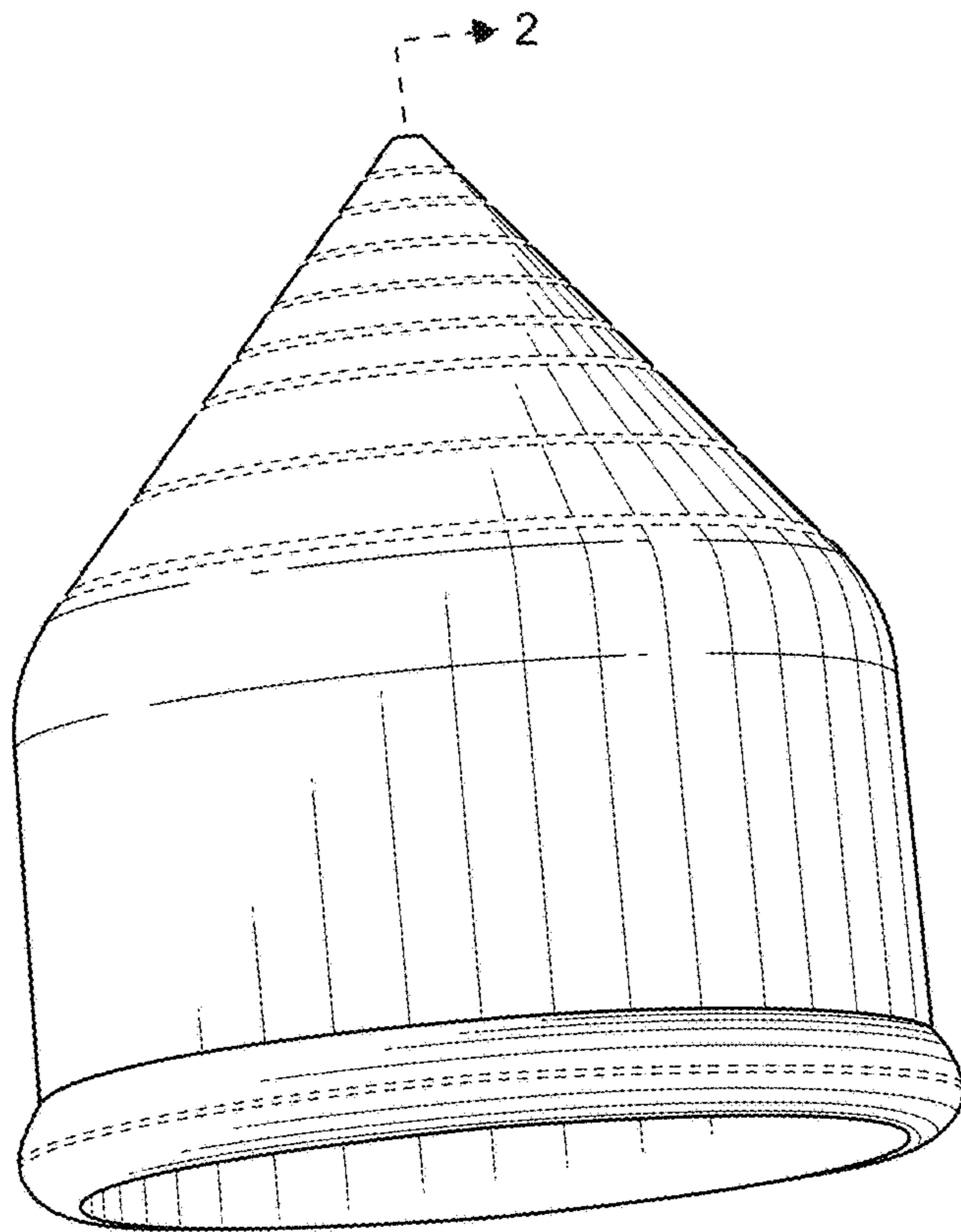


FIG. 1

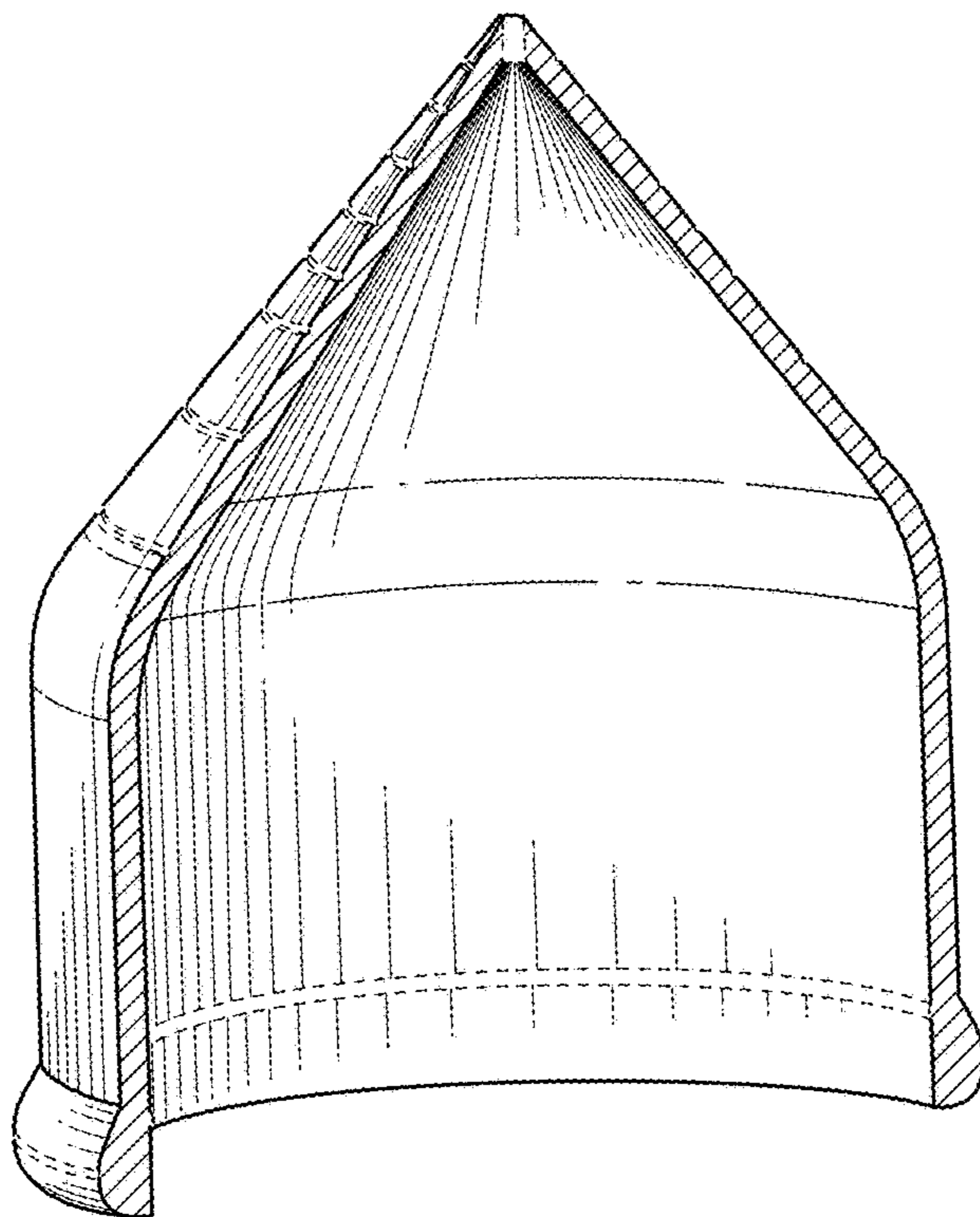


FIG. 2

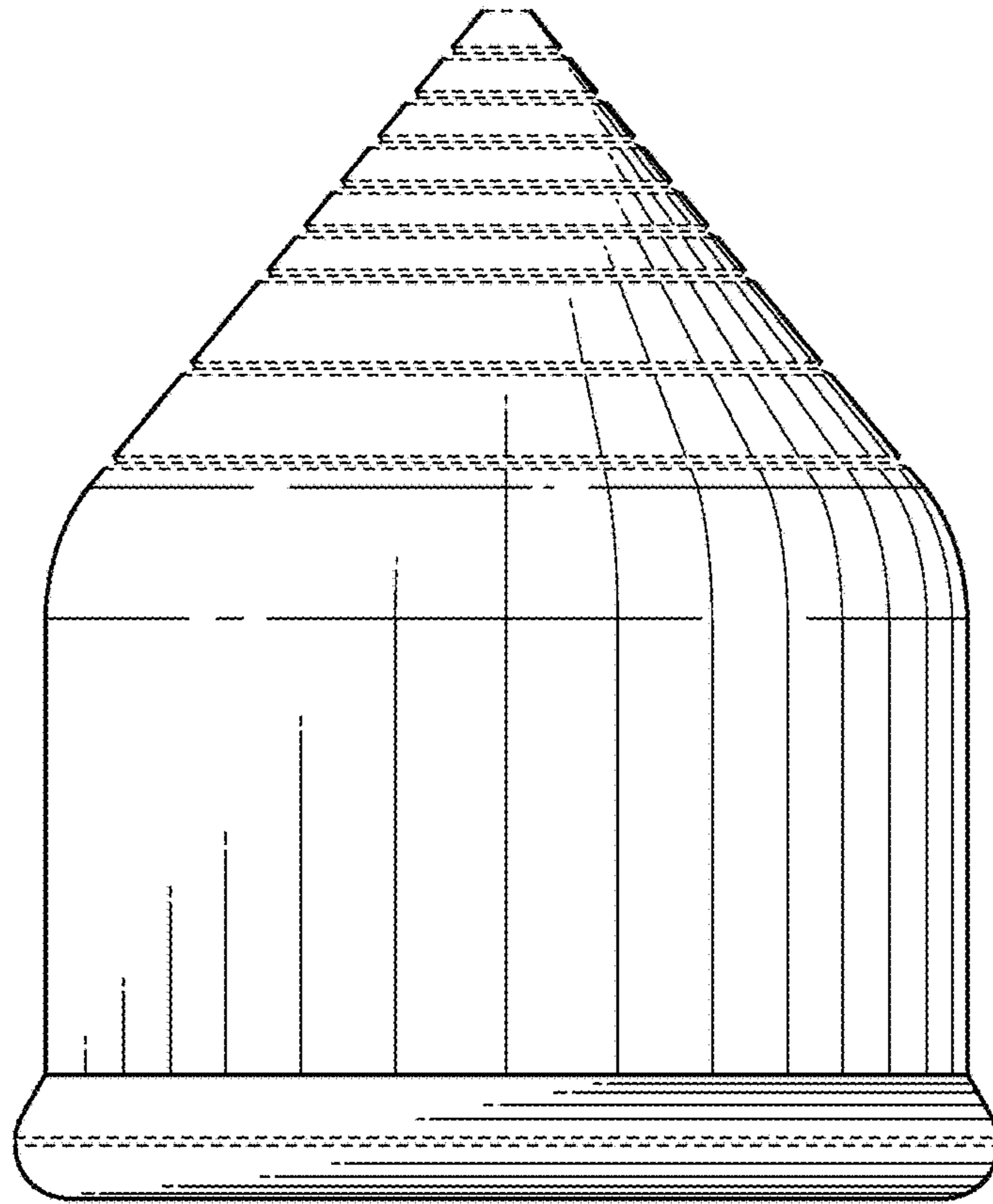


FIG. 3

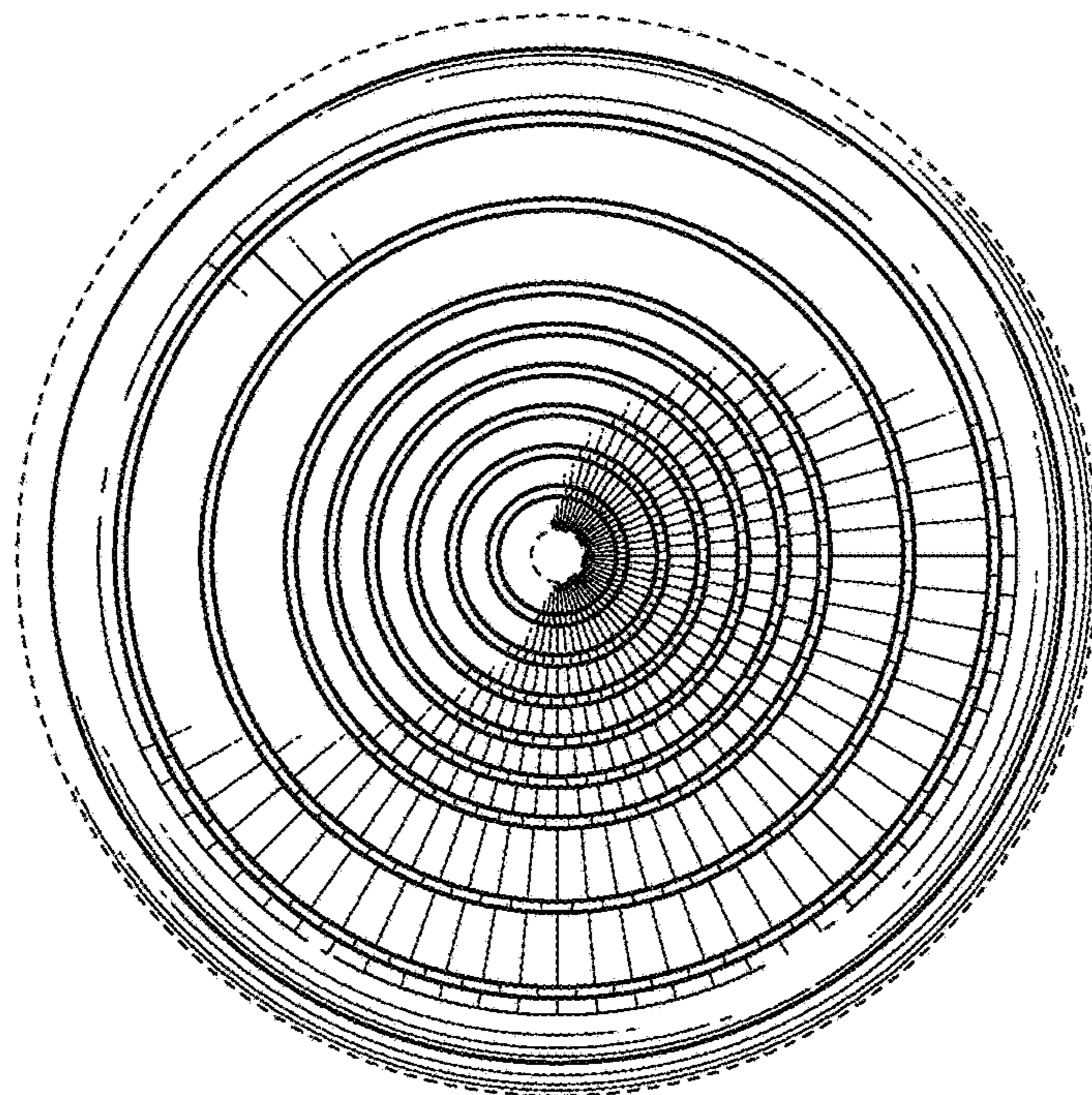


FIG. 4

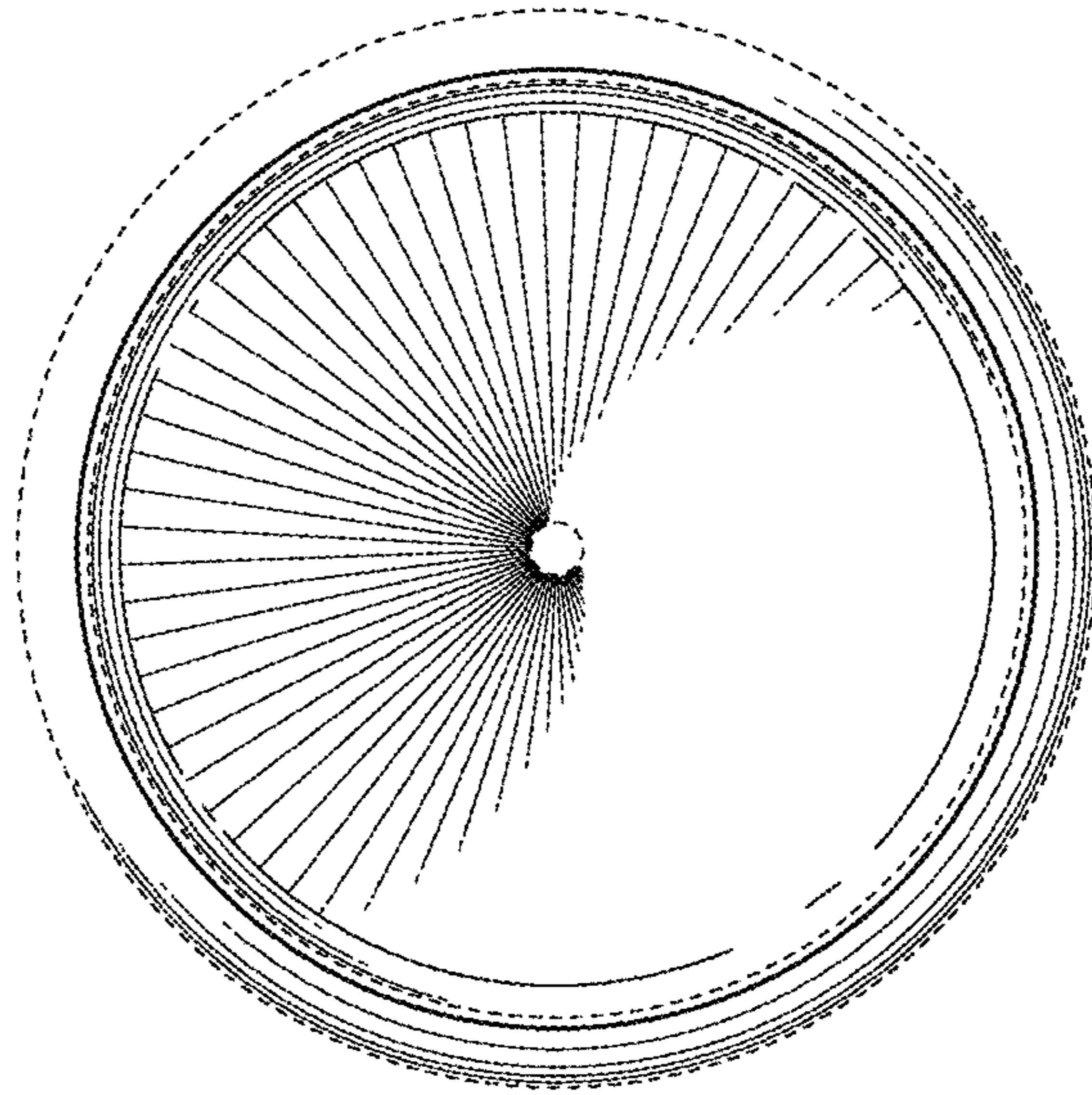


FIG. 5