



US00D795990S

(12) **United States Design Patent** (10) **Patent No.:** **US D795,990 S**
Chase (45) **Date of Patent:** **** Aug. 29, 2017**

(54) **FISHING LURE**
(71) Applicant: **Ronald Frank Chase**, Concord, VT
(US)
(72) Inventor: **Ronald Frank Chase**, Concord, VT
(US)
(**) Term: **15 Years**

D430,639 S * 9/2000 Couch D22/126
D434,097 S * 11/2000 Fleming D21/769
D561,866 S * 2/2008 Smith D22/129
D709,577 S * 7/2014 Willey D21/769
D713,918 S * 9/2014 Brodhead D21/769
D750,194 S * 2/2016 Parks D22/129
2010/0212210 A1* 8/2010 Sugita A01K 85/14
43/42.32
2017/0086435 A1* 3/2017 Locker A01K 85/14
2017/0099821 A1* 4/2017 Locker A01K 85/08

(21) Appl. No.: **29/571,064**
(22) Filed: **Jul. 14, 2016**
(51) **LOC (10) Cl.** **22-05**
(52) **U.S. Cl.**
USPC **D22/126**
(58) **Field of Classification Search**
USPC D22/126-133; D17/10, 11; D21/405,
D21/503, 570, 657, 769; D7/688, 300.2;
D24/136
CPC A01K 85/00; A01K 85/01; A01K 85/16
See application file for complete search history.

FOREIGN PATENT DOCUMENTS

GB 741531 A 12/1955

* cited by examiner

Primary Examiner — Karen S Acker
Assistant Examiner — S. Bryan Reinholdt, Jr.
(74) *Attorney, Agent, or Firm* — Dunlap Bennett &
Ludwig PLLC

(57) **CLAIM**

The ornamental design for a fishing lure, as shown and described.

DESCRIPTION

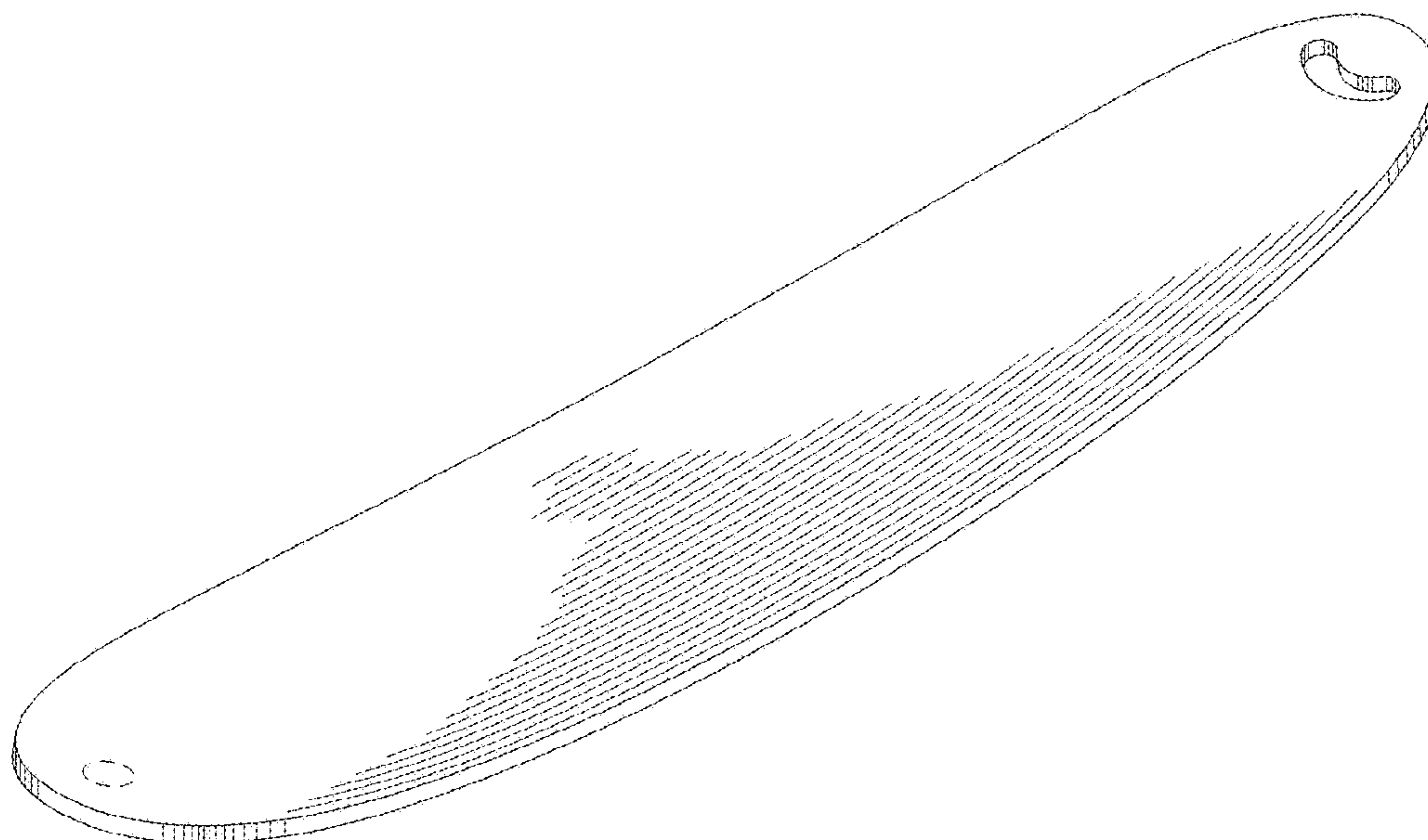
FIG. 1 is a top, front perspective view of a fishing lure, showing my new design;
FIG. 2 is a right elevation view thereof, the left elevation view being a mirror image thereof;
FIG. 3 is a top plan view thereof;
FIG. 4 is a bottom plan view thereof;
FIG. 5 is a front elevation view thereof; and,
FIG. 6 is a rear elevation view thereof.
The broken lines shown in the drawings depict portions of the fishing lure that form no part of the claimed design.

1 Claim, 3 Drawing Sheets

(56) **References Cited**

U.S. PATENT DOCUMENTS

2,561,647 A * 7/1951 Bohart A01K 85/14
43/42.52
3,648,397 A 3/1972 Du Bois
3,675,358 A * 7/1972 Jones A01K 85/14
43/42.09
D281,094 S * 10/1985 Martino D22/126
4,658,535 A * 4/1987 Anderson A01K 85/14
43/42.33
4,713,906 A * 12/1987 Distaffen A01K 85/14
43/42.5
D321,740 S * 11/1991 Hook D22/130



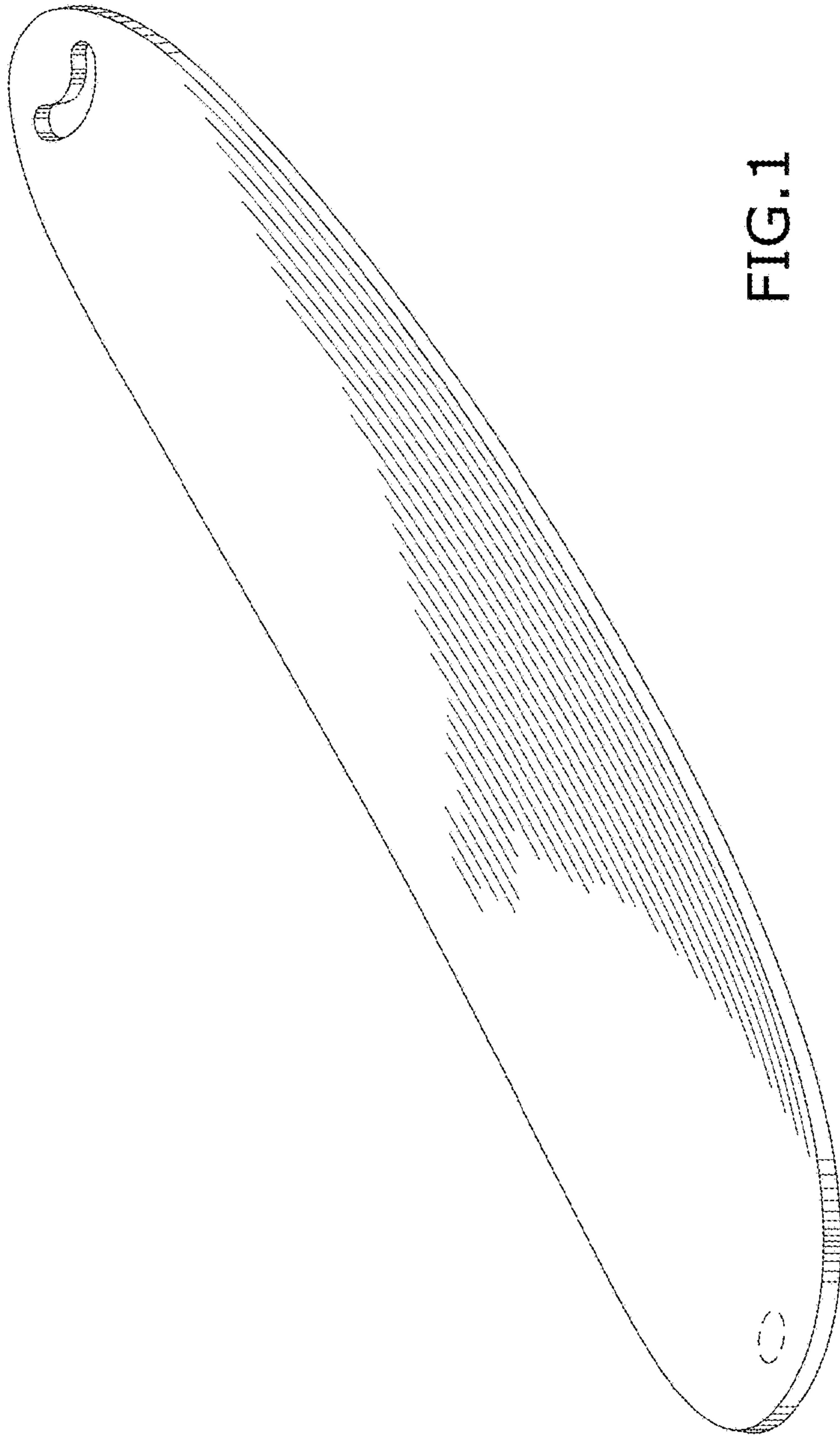


FIG. 1




FIG. 2

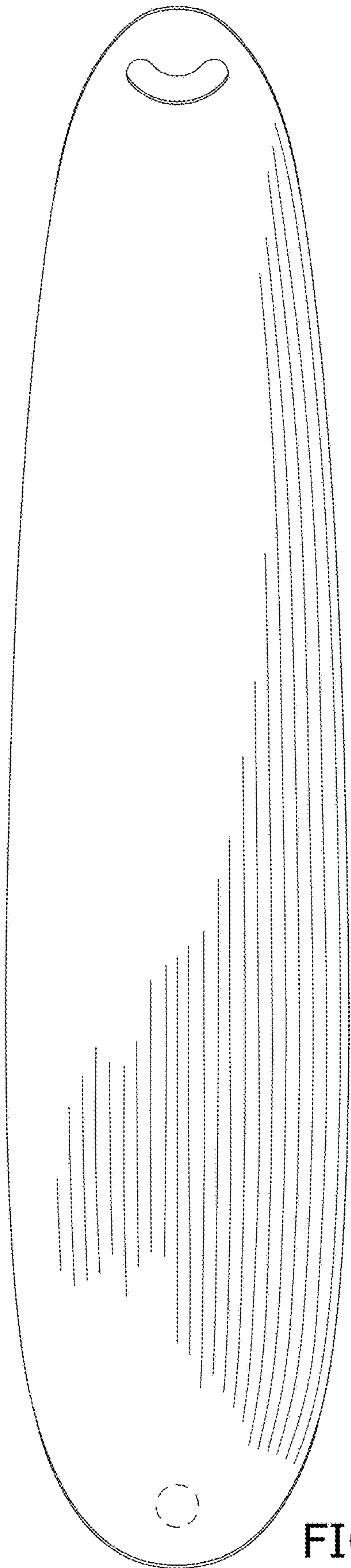


FIG. 3




FIG. 4




FIG. 5

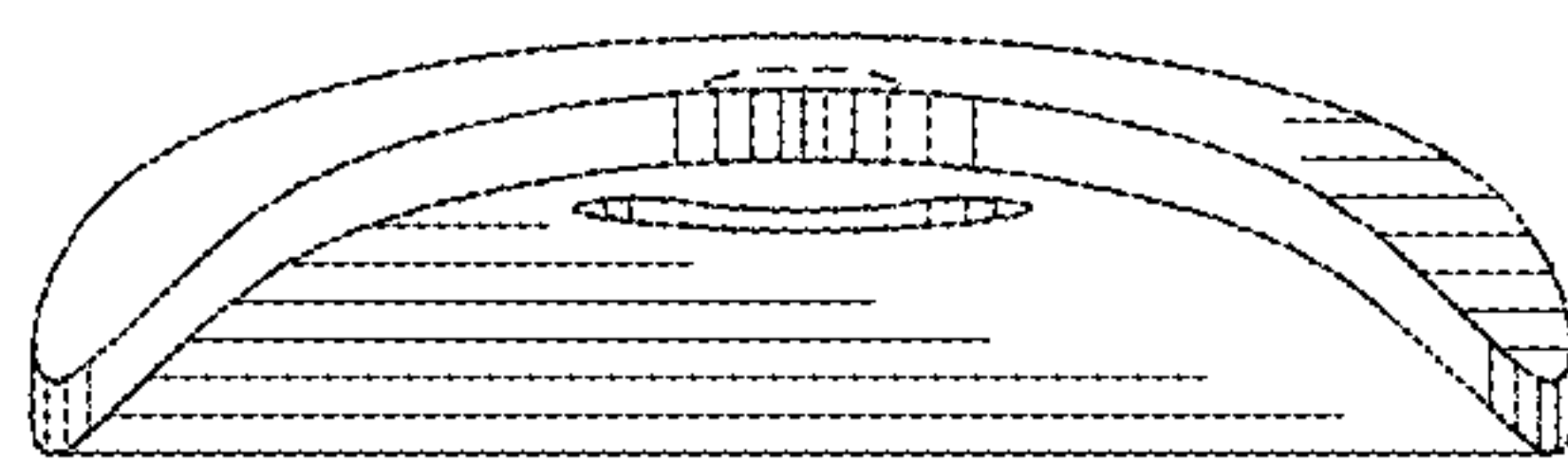


FIG. 6