



US00D795976S

(12) **United States Design Patent** (10) **Patent No.:** **US D795,976 S**
Montgomery (45) **Date of Patent:** **** Aug. 29, 2017**

(54) **GAME BALL**

A63B 43/02; A63B 43/002; A63B 43/008; A63B 43/06; A63B 2043/001

See application file for complete search history.

(71) Applicant: **Marshall Montgomery**, Costa Mesa, CA (US)

(56) **References Cited**

U.S. PATENT DOCUMENTS

(72) Inventor: **Marshall Montgomery**, Costa Mesa, CA (US)

1,563,680 A * 12/1925 Zwirner A63F 3/00041
273/146
D92,721 S * 7/1934 Jary D21/712
2,011,760 A * 8/1935 Gallinant A63B 41/08
273/DIG. 25
5,511,782 A * 4/1996 Maley A63B 43/002
273/146

(**) Term: **15 Years**

(Continued)

(21) Appl. No.: **29/561,227**

(22) Filed: **Apr. 14, 2016**

FOREIGN PATENT DOCUMENTS

Related U.S. Application Data

FR 969765 A * 12/1950 A63B 43/00

(63) Continuation-in-part of application No. 14/322,100, filed on Jul. 2, 2014, now Pat. No. 9,387,380.

OTHER PUBLICATIONS

(51) **LOC (10) Cl.** **21-02**

Football image shown on webpage: <http://www.couchpotatofootballthegame.com/index/html>, display date: Oct. 10, 2014.*

(52) **U.S. Cl.**

Primary Examiner — Catherine Tuttle

USPC **D21/712**

(74) *Attorney, Agent, or Firm* — Stout, Uxa & Buyan; Carlos A. Fisher

(58) **Field of Classification Search**

(57) **CLAIM**

USPC D21/707–714, 662; D30/160; D11/75, D11/76, 62, 121; D26/1–4, 40, 122, 123, D26/131, 134, 154; 473/569–577, 473/593–615

The ornamental design for the game ball, as shown and described.

CPC . A63B 37/00; A63B 37/0003; A63B 37/0005; A63B 37/0006; A63B 37/0007; A63B 37/0009; A63B 37/0011; A63B 37/0097; A63B 37/0098; A63B 37/14; A63B 37/12; A63B 39/00; A63B 39/06; A63B 39/08; A63B 2039/003; A63B 2039/006; A63B 41/00; A63B 41/08; A63B 41/085;

DESCRIPTION

FIG. 1 is a side view of the game ball, showing my new design;
FIG. 2 is a side view of FIG. 1, rotated upward 1/7 turn along its long axis;
FIG. 3 is a side view of FIG. 2, rotated upward 1/7 turn along its long axis;
FIG. 4 is a side view of FIG. 3, rotated upward 1/7 turn along its long axis;

(Continued)

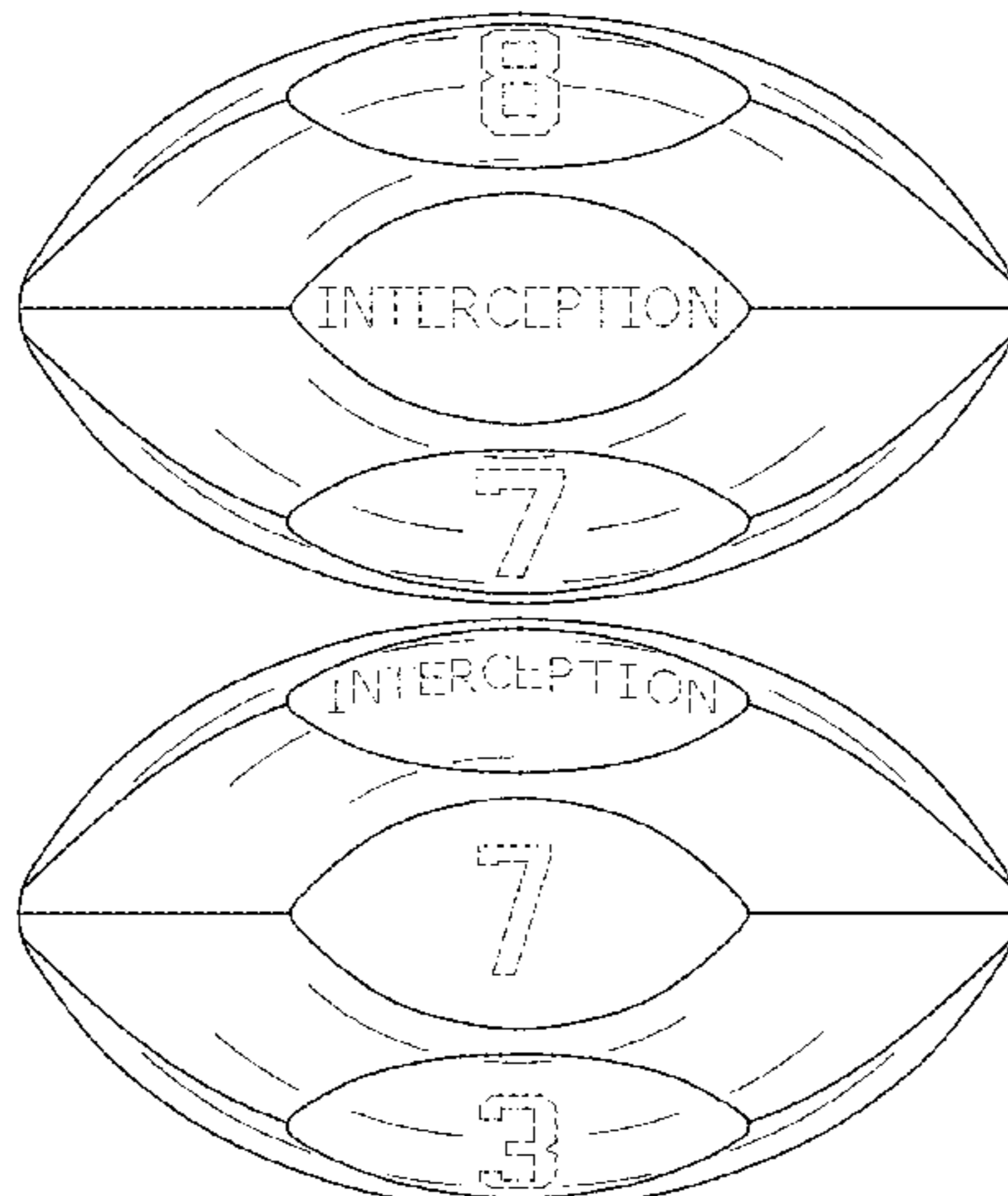


FIG. 5 is a side view of FIG. 4, rotated upward 1/7 turn along its long axis;

FIG. 6 is a side view of FIG. 5, rotated upward 1/7 turn along its long axis; and,

FIG. 7 is a side view of FIG. 6, rotated upward 1/7 turn along its long axis.

The broken lines are included for the purpose of illustrating features of the game ball that form no part of the claimed design.

1 Claim, 4 Drawing Sheets

(56)

References Cited

U.S. PATENT DOCUMENTS

5,571,019	A *	11/1996	Wilson	G09B 1/00	
				434/191	
D452,892	S *	1/2002	Frisina	D21/712	
D500,108	S *	12/2004	Carbonero	D21/707	
D510,608	S *	10/2005	Carbonero	D21/713	
7,037,224	B1 *	5/2006	Page	A63B 69/0071	
				473/596	
7,470,203	B1 *	12/2008	Stillinger	A63B 37/12	
				473/574	
D624,251	S *	9/2010	Rutherford	D30/160	
D629,854	S *	12/2010	Edison	D21/708	
D712,988	S *	9/2014	Sagedahl	D21/713	
D729,326	S *	5/2015	Martyn	D21/707	
2003/0198924	A1 *	10/2003	Eite	A63B 41/00	
				434/251	
2005/0113195	A1 *	5/2005	Carbonero	A63B 69/002	
				473/596	
2006/0205544	A1 *	9/2006	Wyner	A63B 41/00	
				473/569	
2006/0270481	A1 *	11/2006	Schmall	A63B 37/14	
				473/52	
2007/0049434	A1 *	3/2007	Maziarz	A63B 41/08	
				473/604	
2010/0248873	A1 *	9/2010	Cooper	A63B 41/08	
				473/599	
2012/0129635	A1 *	5/2012	Lo	A63B 41/08	
				473/603	
2013/0260927	A1 *	10/2013	Thurman	A63B 41/08	
				473/595	
2013/0316856	A1 *	11/2013	Jennings	A63B 69/002	
				473/438	
2014/0072738	A1 *	3/2014	Pike	A63B 43/00	
				428/35.5	
2014/0194232	A1 *	7/2014	Krysiak	A63B 43/06	
				473/570	
2015/0290512	A1 *	10/2015	Montgomery	A63B 67/06	
				473/570	

* cited by examiner

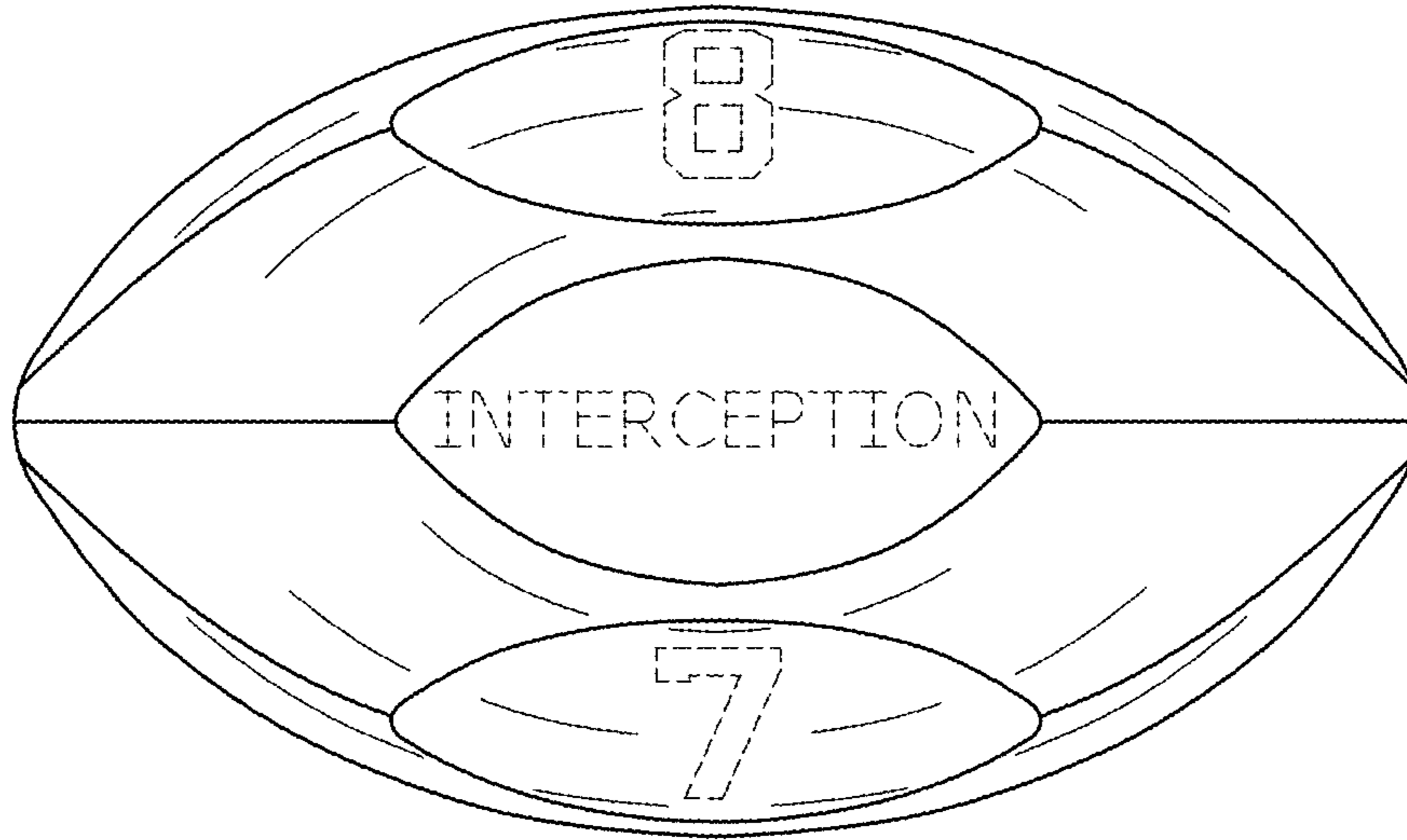


FIG. 1

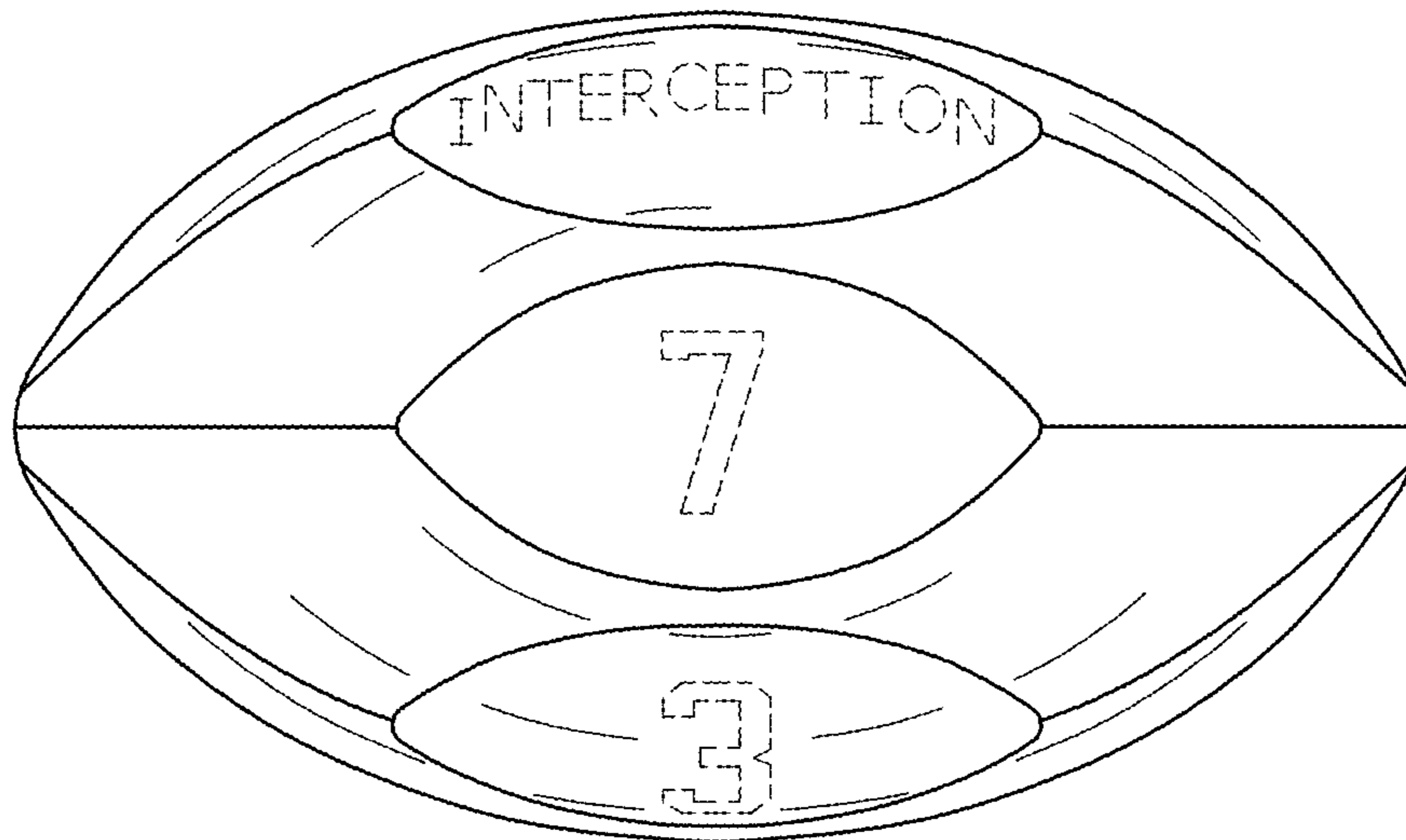


FIG. 2

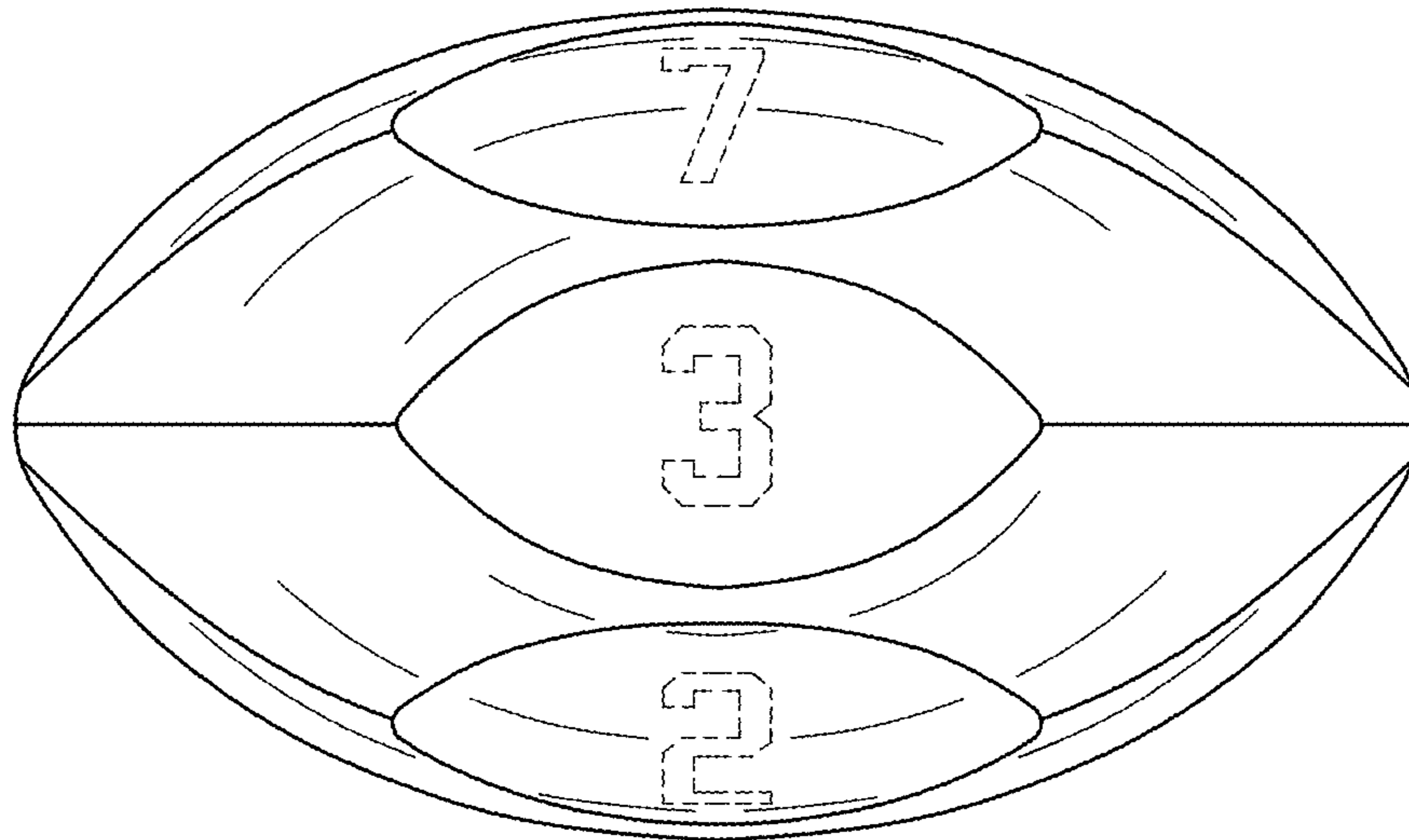


FIG. 3

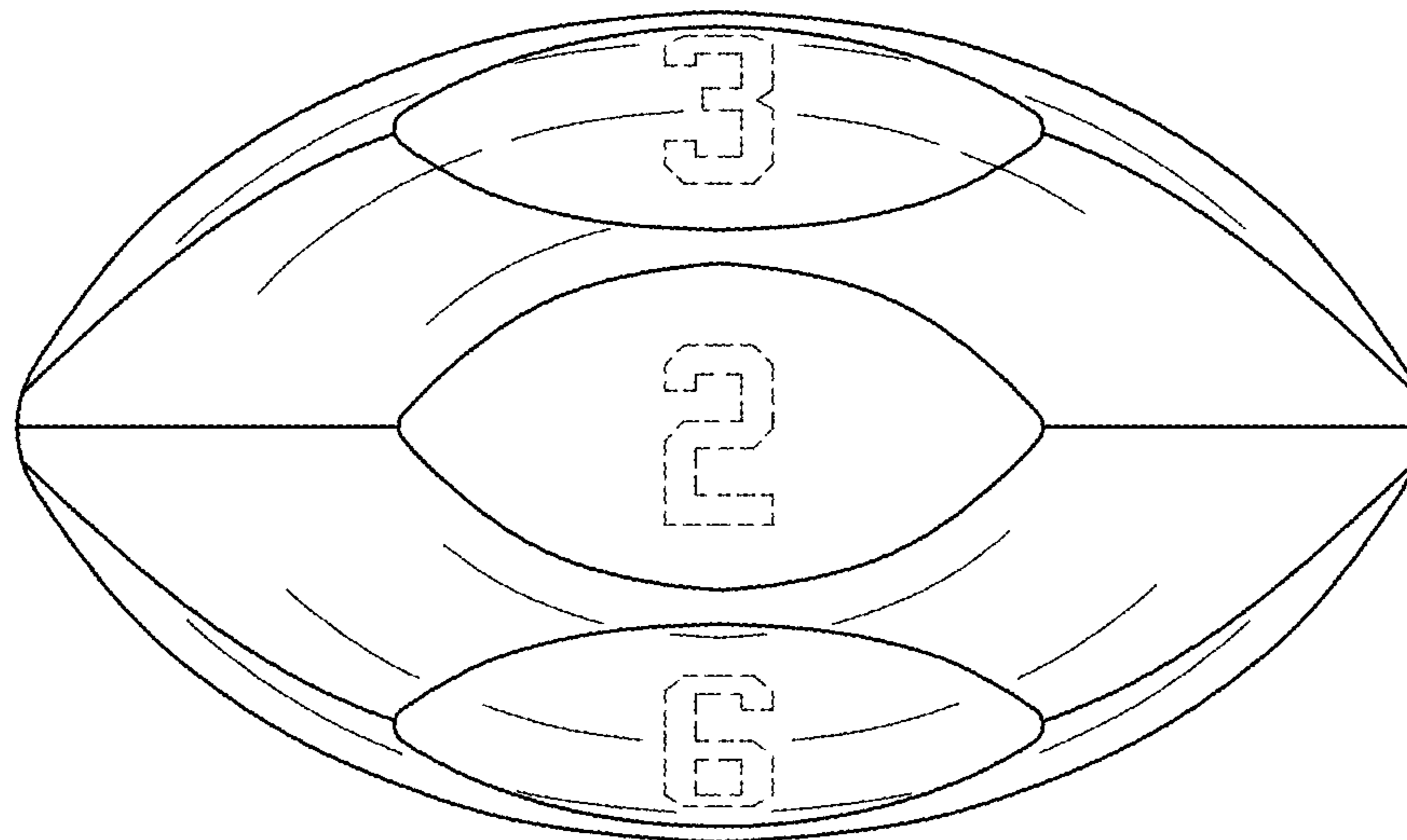


FIG. 4

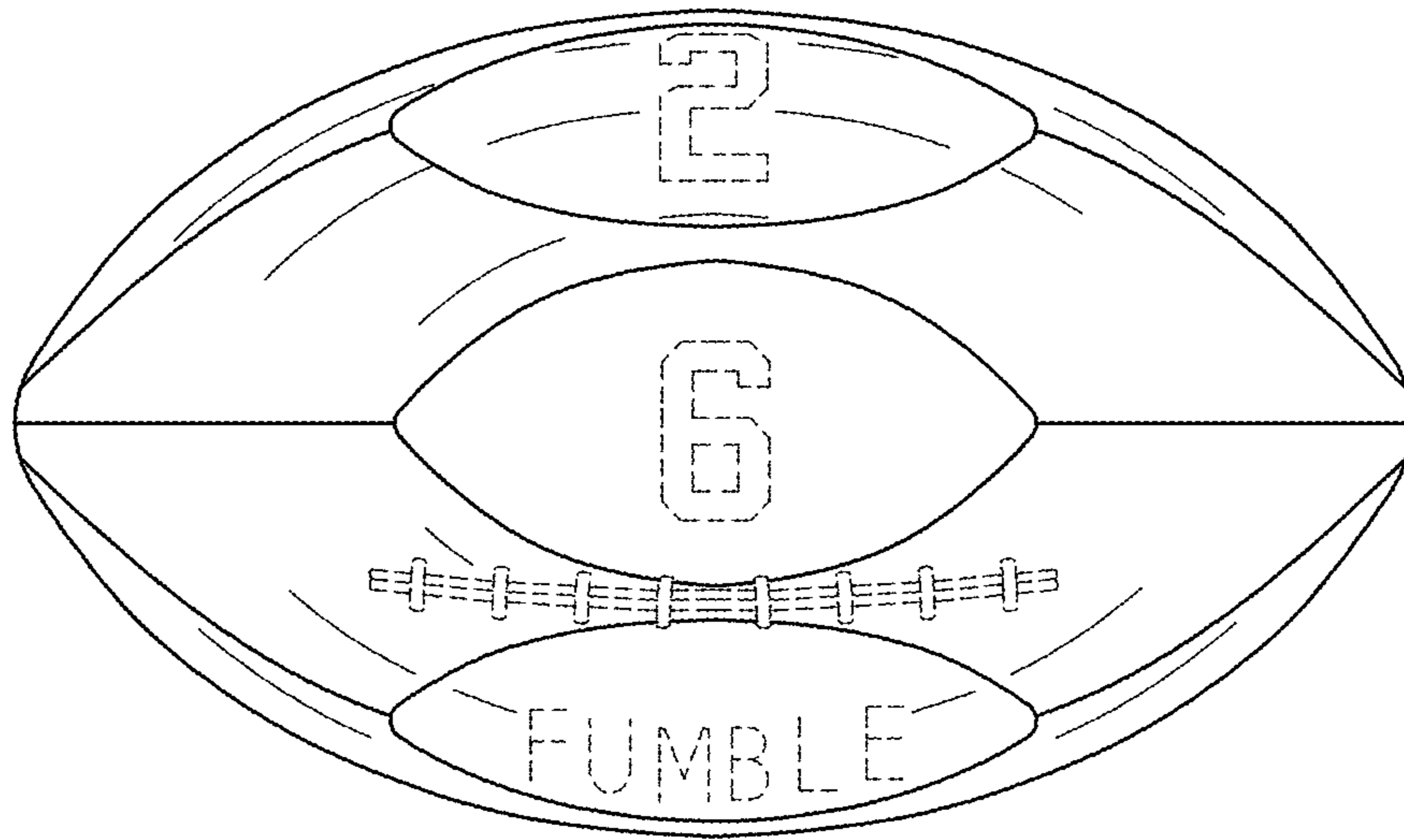


FIG. 5

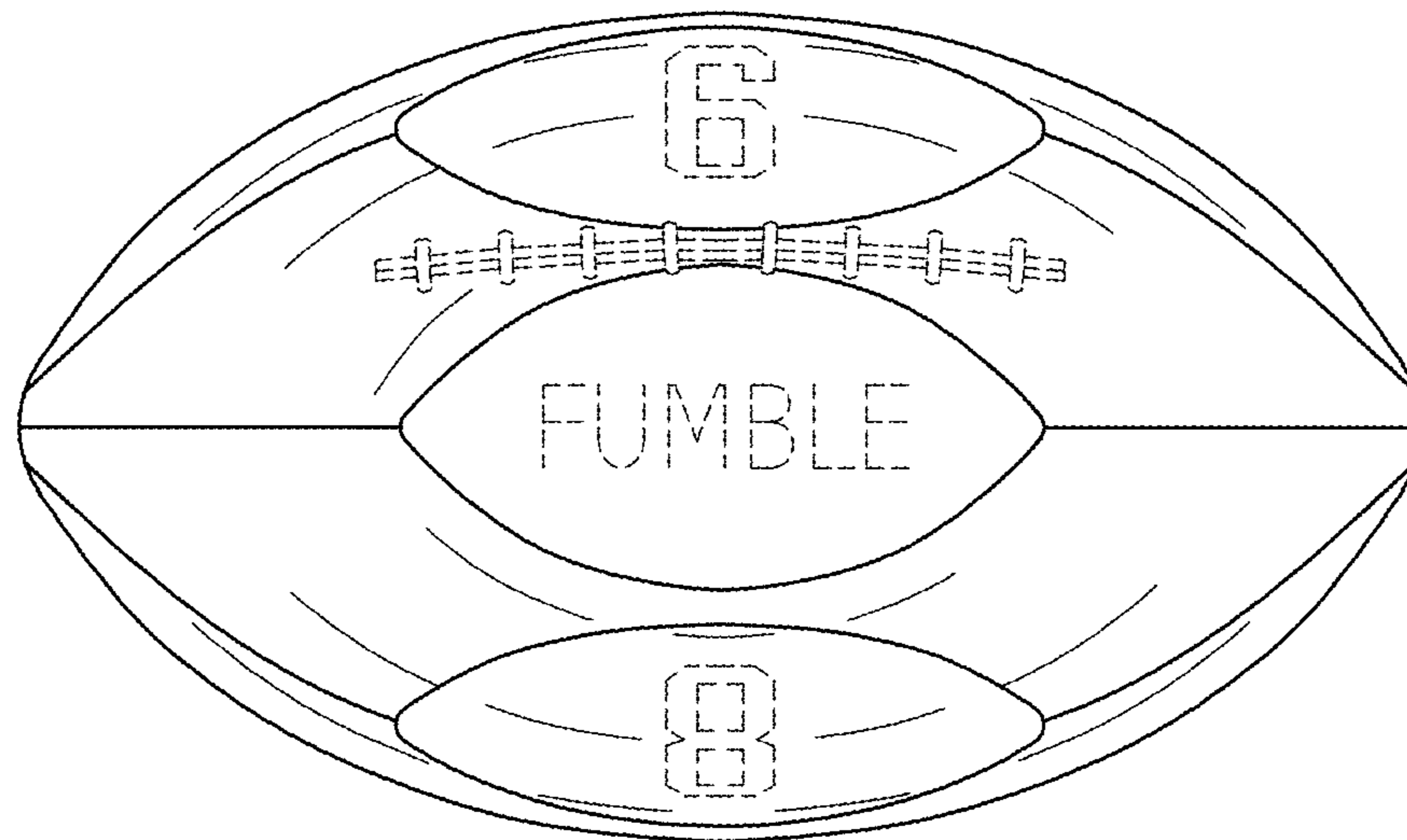


FIG. 6

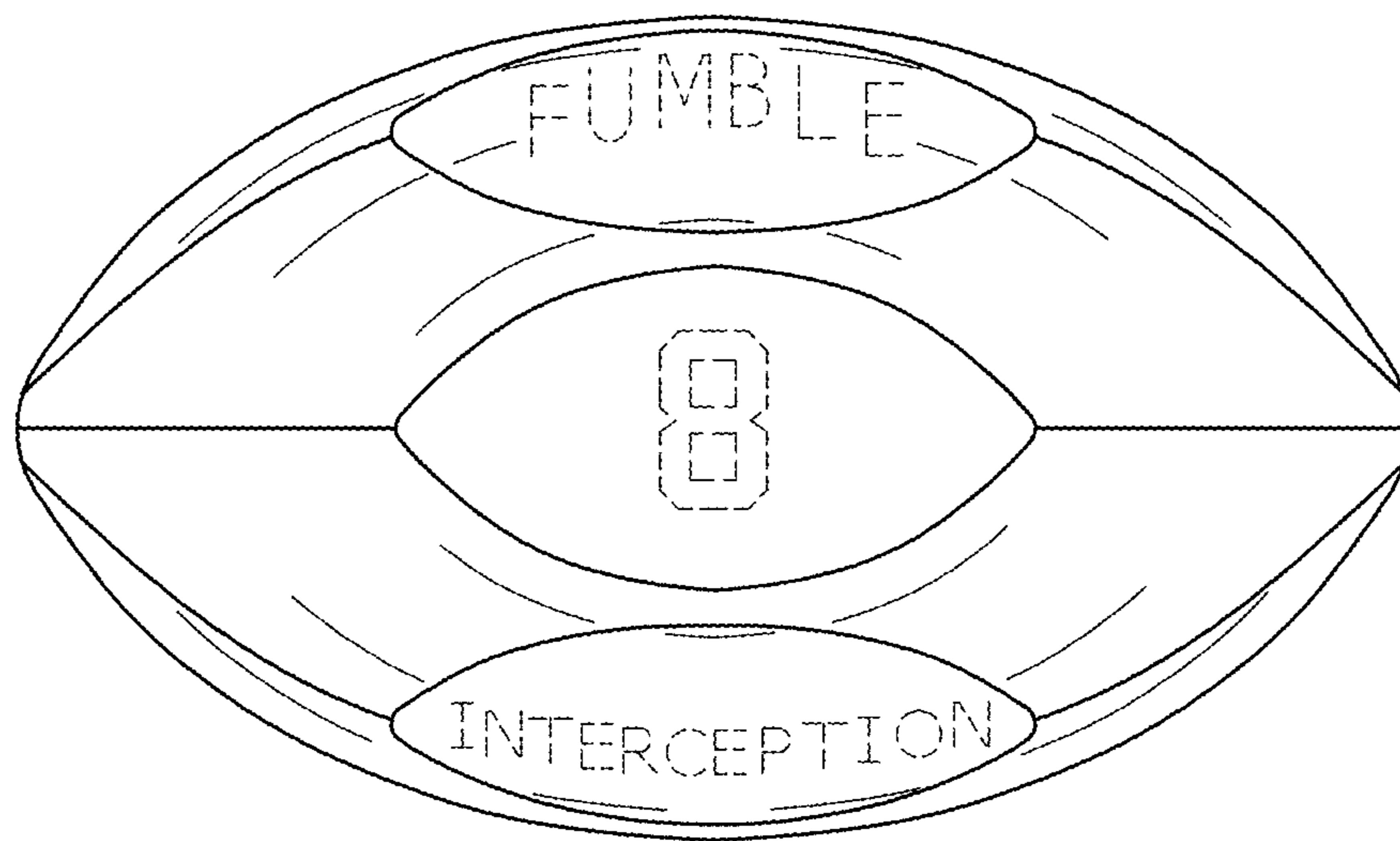


FIG. 7