



US00D795962S

(12) **United States Design Patent** (10) **Patent No.:** **US D795,962 S**
Chatterjee et al. (45) **Date of Patent:** **** Aug. 29, 2017**

- (54) **ELECTRONIC HOUSING**
- (71) Applicant: **Microsoft Corporation**, Redmond, WA (US)
- (72) Inventors: **Monique Chatterjee**, Seattle, WA (US);
Austin Porter, Seattle, WA (US);
Richard T. Hanks, Seattle, WA (US);
William Bennett Mabry, Seattle, WA (US)
- (73) Assignee: **Microsoft Corporation**, Redmond, WA (US)
- (**) Term: **15 Years**
- (21) Appl. No.: **29/578,415**
- (22) Filed: **Sep. 21, 2016**

Related U.S. Application Data

- (63) Continuation-in-part of application No. 29/571,168, filed on Jul. 14, 2016, now abandoned.
- (51) **LOC (10) Cl.** **21-01**
- (52) **U.S. Cl.**
USPC **D21/333**; D14/401; D14/496
- (58) **Field of Classification Search**
USPC D14/496; D21/324, 328, 332, 333;
273/148 B; 463/1, 29-39, 46, 47;
345/156-161, 905
CPC A63F 13/02; A63F 13/00; A63F 11/00;
A63F 3/00; A63F 9/00; G06F 17/00;
G06F 19/00; G06F 17/32; G05F 3/00
See application file for complete search history.

(56) **References Cited**

U.S. PATENT DOCUMENTS

- 5,379,057 A * 1/1995 Clough G06F 1/1626
345/173
- 5,914,707 A * 6/1999 Kono G06K 19/08
345/173

- 6,930,600 B1 * 8/2005 Hsieh B42D 15/022
340/384.1
- 7,090,582 B2 * 8/2006 Danieli A63F 13/12
463/35
- D700,246 S * 2/2014 Jacobs D14/496
- D705,869 S * 5/2014 Jacobs D14/496
- D709,133 S * 7/2014 Jacobs D14/496
- D709,959 S * 7/2014 Jacobs D21/332
- D766,985 S * 9/2016 Chatterjee D14/496
- D777,842 S * 1/2017 Buller D14/401
- D786,979 S * 5/2017 Buller D14/401

OTHER PUBLICATIONS

- May 30, 2017—(JP) Office Action—App 2017-000558—Eng Tran.
- May 30, 2017—(JP) Office Action—App 2017-000559—Eng Tran.
- Mar. 14, 2017—(IN) First Examination Report—App No. 290041.
- Feb. 27, 2017—(IN) First Examination Report—App No. 290040.

* cited by examiner

Primary Examiner — Prabhakar Deshmukh

(74) *Attorney, Agent, or Firm* — Banner & Witcoff, Ltd.

(57) **CLAIM**

The ornamental design for an electronic housing, as shown and described.

DESCRIPTION

The file of this patent contains at least one drawing/photograph executed in color. Copies of this patent with color drawing(s)/photograph(s) will be provided by the Office upon request and payment of the necessary fee.


FIG. 1 is a front perspective view of an electronic housing showing our new design;

FIG. 2 is a front view thereof; and,

FIG. 3 is a top view thereof.

The broken line showing of the remainder of the electronic housing in FIGS. 1-3 is for environmental purposes only and forms no part of the claimed design.

1 Claim, 3 Drawing Sheets
(3 of 3 Drawing Sheet(s) Filed in Color)






FIG. 1




FIG. 2




FIG. 3