



US00D795929S

(12) **United States Design Patent** (10) **Patent No.:** **US D795,929 S**
Stanley et al. (45) **Date of Patent:** **** Aug. 29, 2017**

(54) **LAND CLEARING TOOL ASSEMBLY WITH A DEPTH CONTROL RING AND A DRUM INTERFACE**

(57) **CLAIM**
The ornamental design of a land clearing tool assembly with a depth control ring and a drum interface, as shown and described.

(71) Applicant: **Fecon, Inc.**, Lebanon, OH (US)
(72) Inventors: **Jeffrey Stanley**, Lebanon, OH (US); **Garrett Alan Ford**, Cincinnati, OH (US)
(73) Assignee: **Fecon, Inc.**, Lebanon, OH (US)
(**) Term: **15 Years**
(21) Appl. No.: **29/578,242**
(22) Filed: **Sep. 20, 2016**

DESCRIPTION

FIG. 1 is a left isometric view of a land clearing tool assembly with a depth control ring and drum interface showing our new design in assembled condition; FIG. 2 is a close-up view of the claimed subject matter in FIG. 1; FIG. 3 is a left rear isometric view thereof; FIG. 4 is a close-up view of the claimed subject matter in FIG. 3; FIG. 5 is a left side view thereof; FIG. 6 is a right side view thereof; FIG. 7 is a front view thereof; FIG. 8 is a close-up view of the claimed subject matter in FIG. 7; FIG. 9 is a rear view thereof; FIG. 10 is a close-up view of the claimed subject matter in FIG. 9; FIG. 11 is a top view thereof; FIG. 12 is a close-up view of the claimed subject matter in FIG. 11; FIG. 13 is a bottom view thereof; FIG. 14 is a close-up view of the claimed subject matter in FIG. 13; FIG. 15 is an enlarged left isometric view of a land clearing tool assembly with a depth control ring and drum interface shown isolated from the drum interface of FIG. 1; FIG. 16 is a left rear isometric view thereof; FIG. 17 is a left side view thereof; FIG. 18 is a right side view thereof; FIG. 19 is a front view thereof; FIG. 20 is a rear view thereof; FIG. 21 is a top view thereof; and, FIG. 22 is a bottom view thereof.

Related U.S. Application Data

(62) Division of application No. 29/482,945, filed on Feb. 24, 2014, now Pat. No. Des. 772,951.
(51) **LOC (10) Cl.** **15-03**
(52) **U.S. Cl.**
USPC **D15/21**; D15/28; D15/29; D15/32
(58) **Field of Classification Search**
USPC D15/21, 28, 29, 32; 241/101.72, 294; 299/39.6, 36.1, 76; 172/78; 404/90
(Continued)

References Cited

U.S. PATENT DOCUMENTS

833,797 A 10/1906 Ollrich
1,905,384 A 4/1933 Jass
(Continued)

FOREIGN PATENT DOCUMENTS

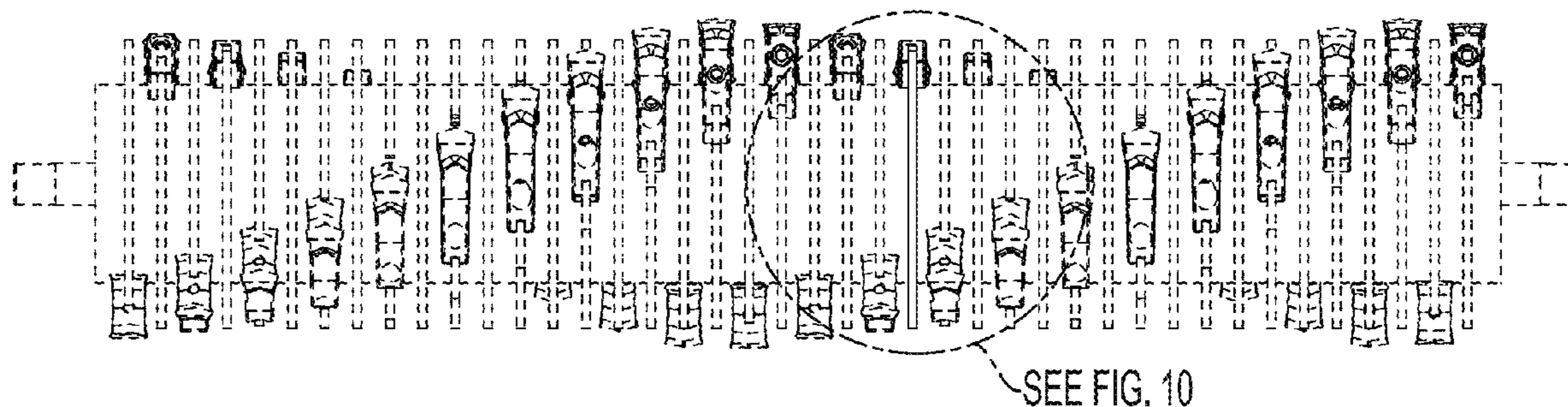
FR 2866909 A1 9/2005

Primary Examiner — Mark Goodwin

(74) *Attorney, Agent, or Firm* — Ulmer & Berne LLP

The broken line showing of the tool assembly in FIGS. 1-14, and the broken lines on the surface of the claim in FIGS. 1-22 is included for the purpose of illustrating environmental structure and forms no part of the claimed design.

1 Claim, 22 Drawing Sheets



- (58) **Field of Classification Search**
 CPC A01G 23/00; B02C 18/06; B02C 18/18;
 B27C 1/00; E01C 23/088; E01C 23/00;
 E02F 3/20; E02F 3/26; E02F 3/18
 See application file for complete search history.

(56) **References Cited**

U.S. PATENT DOCUMENTS

2,131,947 A	10/1938	Gilmore	6,176,445 B1	1/2001	Shinn
2,242,808 A	5/1941	Austin	6,193,430 B1	2/2001	Culpepper et al.
3,203,488 A	8/1965	Eastwood, III	6,247,757 B1	6/2001	Cochran
3,274,908 A	9/1966	Grant et al.	6,422,495 B1	7/2002	De Boef et al.
3,277,802 A	10/1966	Petersen	6,435,434 B1	8/2002	Monyak
3,358,569 A	12/1967	Averette	6,517,274 B1	2/2003	Watanabe et al.
3,490,117 A	1/1970	Hertel	6,536,322 B1	3/2003	Butler et al.
3,642,214 A	2/1972	Blackwell	6,682,262 B2	1/2004	Caron et al.
3,774,324 A	11/1973	Lafond	6,708,431 B2	3/2004	Robinson et al.
3,850,375 A	11/1974	Ford	6,712,551 B2	3/2004	Livesay et al.
4,668,122 A	5/1987	Riddle	D488,174 S	4/2004	East
4,682,916 A	7/1987	Briese	6,725,758 B2	4/2004	MacLennan et al.
4,727,664 A	3/1988	Hemphill	6,764,035 B2	7/2004	Denis et al.
4,782,774 A	11/1988	Clarke	6,810,783 B1	11/2004	Larose
4,826,090 A	5/1989	Orphall	6,837,453 B2	1/2005	Sturm
4,842,337 A	6/1989	Southern	7,108,452 B2	9/2006	Caron et al.
4,891,858 A	1/1990	Wachter	7,222,808 B2	5/2007	Edwards
4,918,843 A	4/1990	Kiesewetter et al.	7,278,462 B2	10/2007	Purdy et al.
4,919,566 A	4/1990	Caron et al.	7,281,676 B1	10/2007	Bennington
H946 H	8/1991	Lonn	D567,832 S	4/2008	Edwards
5,077,918 A	1/1992	Garman	7,448,567 B2	11/2008	Roozeboom et al.
5,211,212 A	5/1993	Carlson et al.	7,584,921 B1	9/2009	Bennington et al.
5,259,692 A	11/1993	Beller et al.	7,634,897 B2	12/2009	MacLennan et al.
5,484,110 A	1/1996	Doppstadt	7,713,006 B2	5/2010	MacLennan et al.
5,503,339 A	4/1996	Doppstadt	7,810,531 B2	10/2010	Labbé
5,644,965 A	7/1997	MacLennan et al.	7,828,026 B2	11/2010	MacLennan et al.
5,873,534 A	2/1999	Shinn	7,913,432 B2	3/2011	MacLennan et al.
5,875,980 A	3/1999	Schmid	7,938,350 B2	5/2011	Doppstadt et al.
6,024,143 A	2/2000	Ritchey	7,967,044 B2	6/2011	Labbé et al.
6,045,072 A	4/2000	Zehr	7,980,278 B2	7/2011	Labbé et al.
6,059,373 A	5/2000	Wright et al.	8,540,033 B2	9/2013	Stanley et al.
			8,550,391 B2	10/2013	Denis et al.
			8,807,868 B2	8/2014	Schlenker et al.
			2002/0190148 A1	12/2002	Roozeboom et al.
			2004/0016153 A1	1/2004	Pippins
			2005/0001084 A1	1/2005	Pizzuto
			2005/0098331 A1	5/2005	Edwards
			2006/0272183 A1	12/2006	Kergen
			2007/0193428 A1	8/2007	MacLennan et al.
			2008/0283257 A1	11/2008	Edwards
			2009/0014189 A1	1/2009	Stanley et al.
			2012/0032013 A1	2/2012	Rice et al.

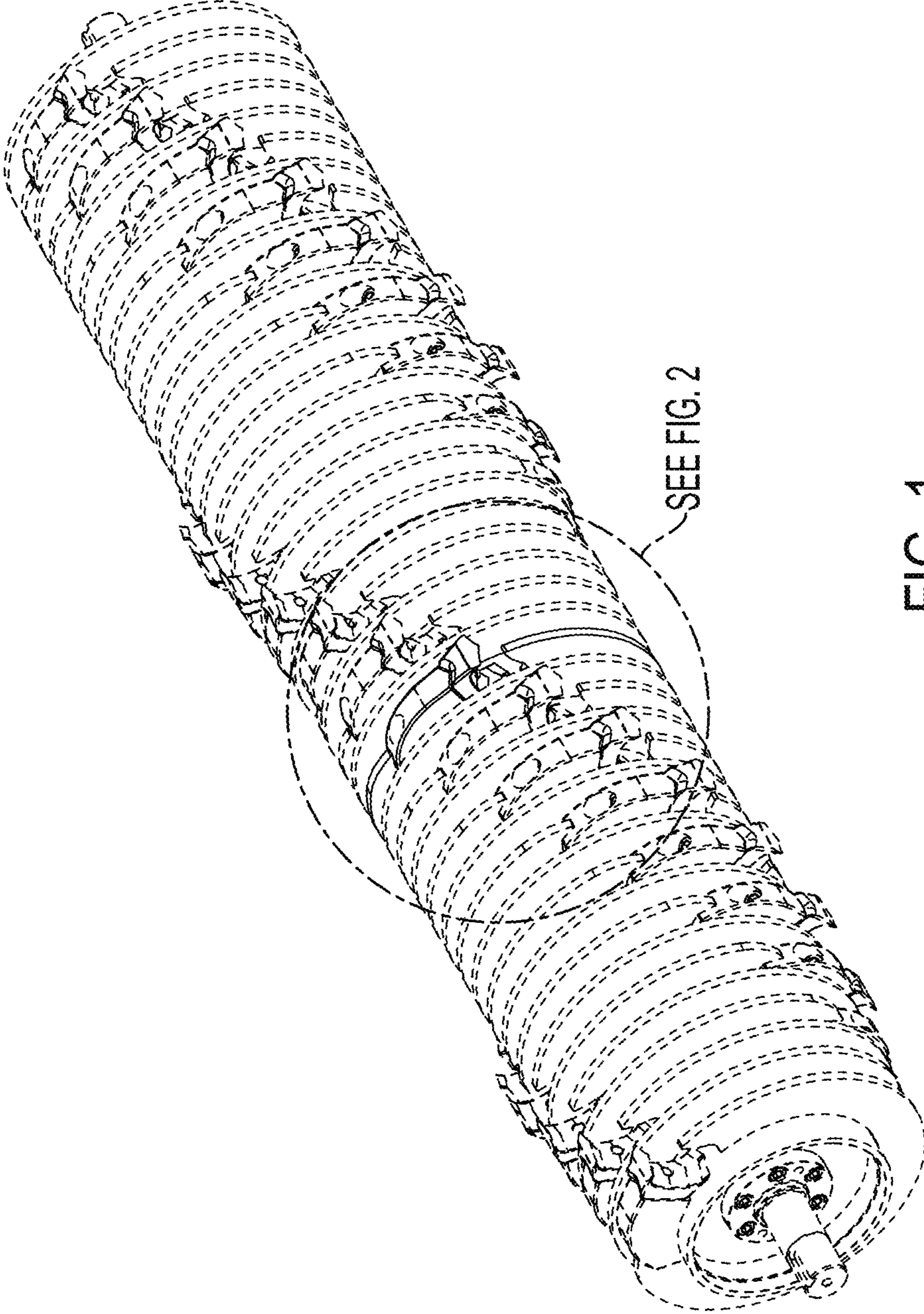


FIG. 1

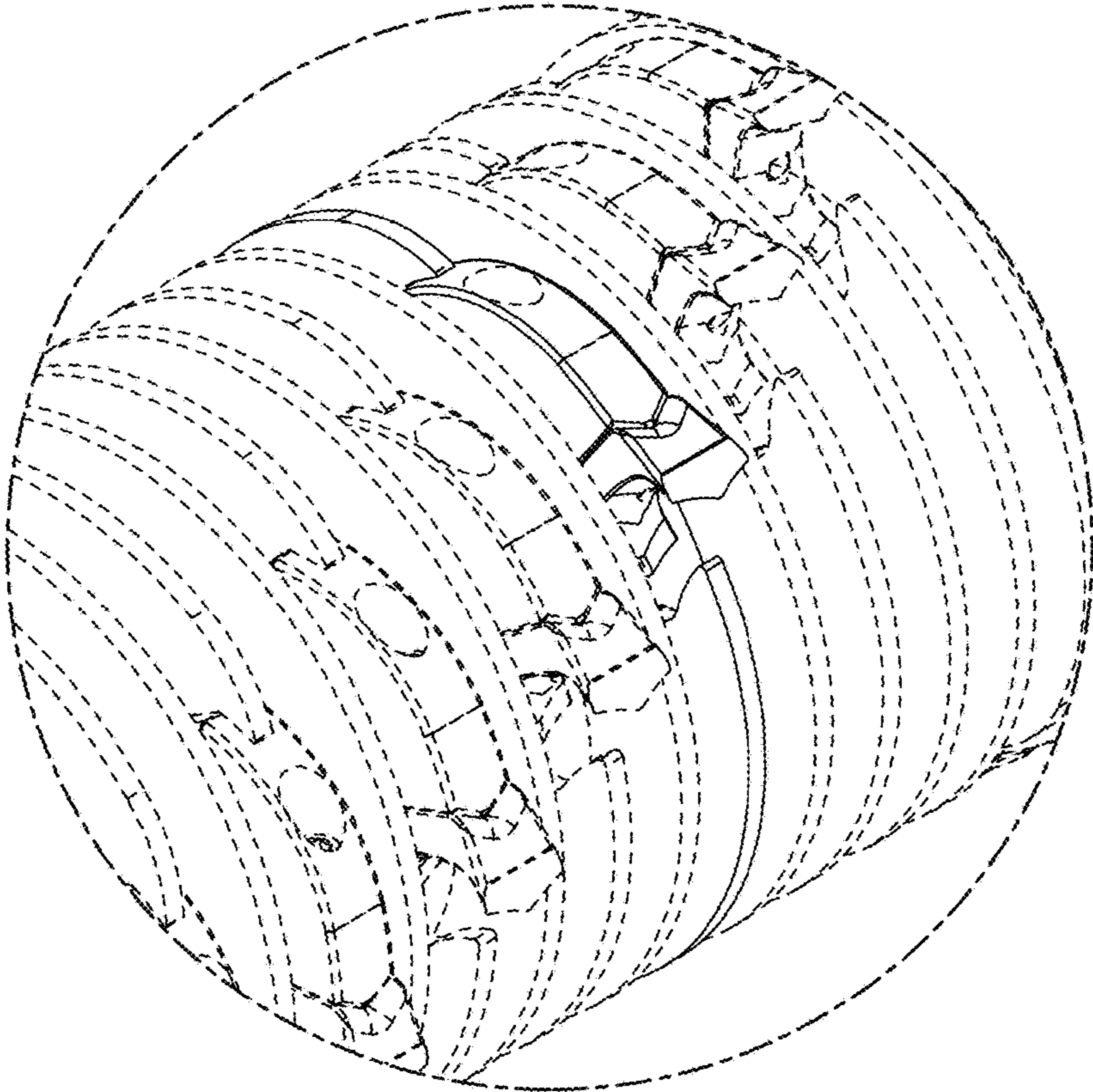


FIG. 2

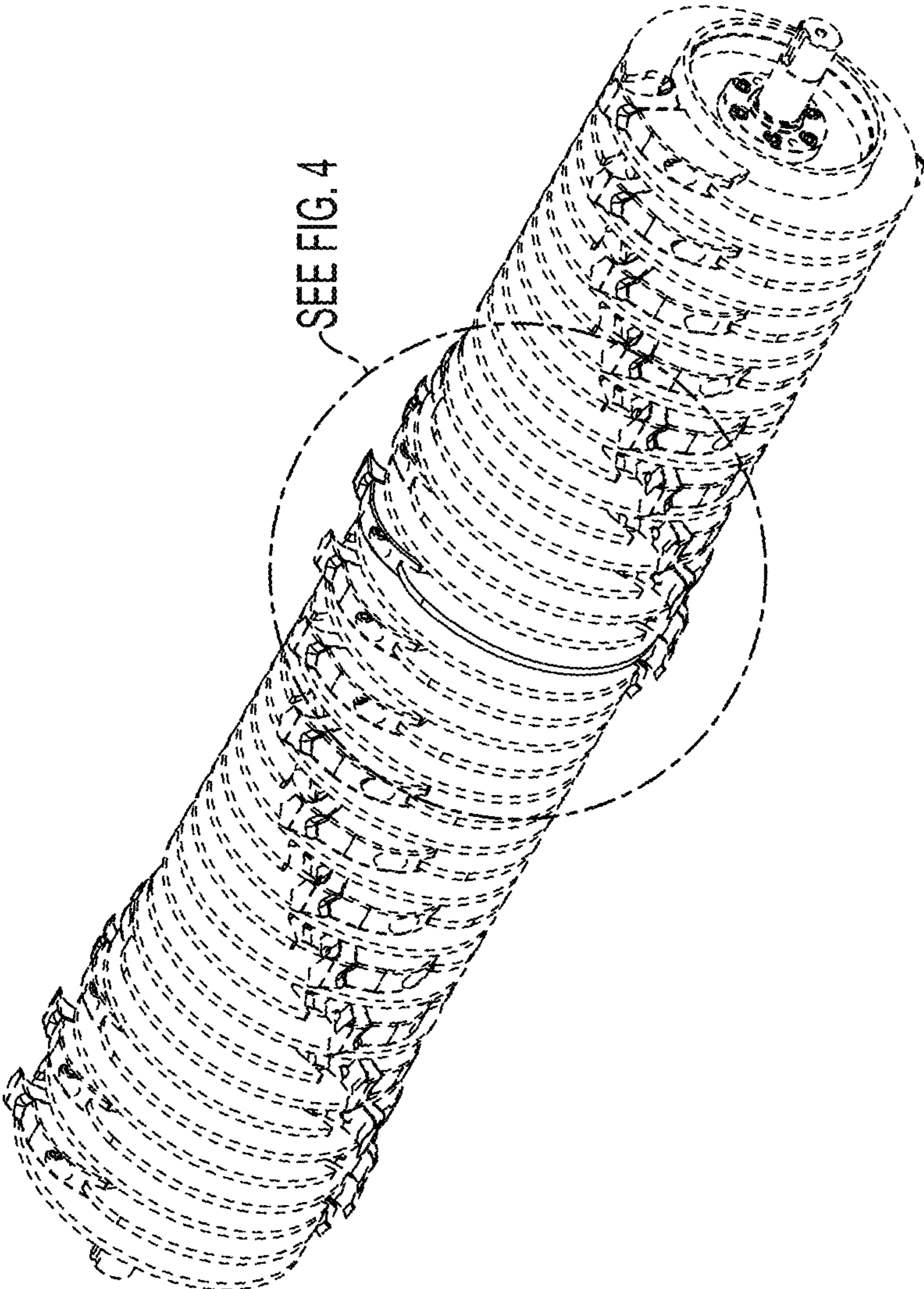


FIG. 3

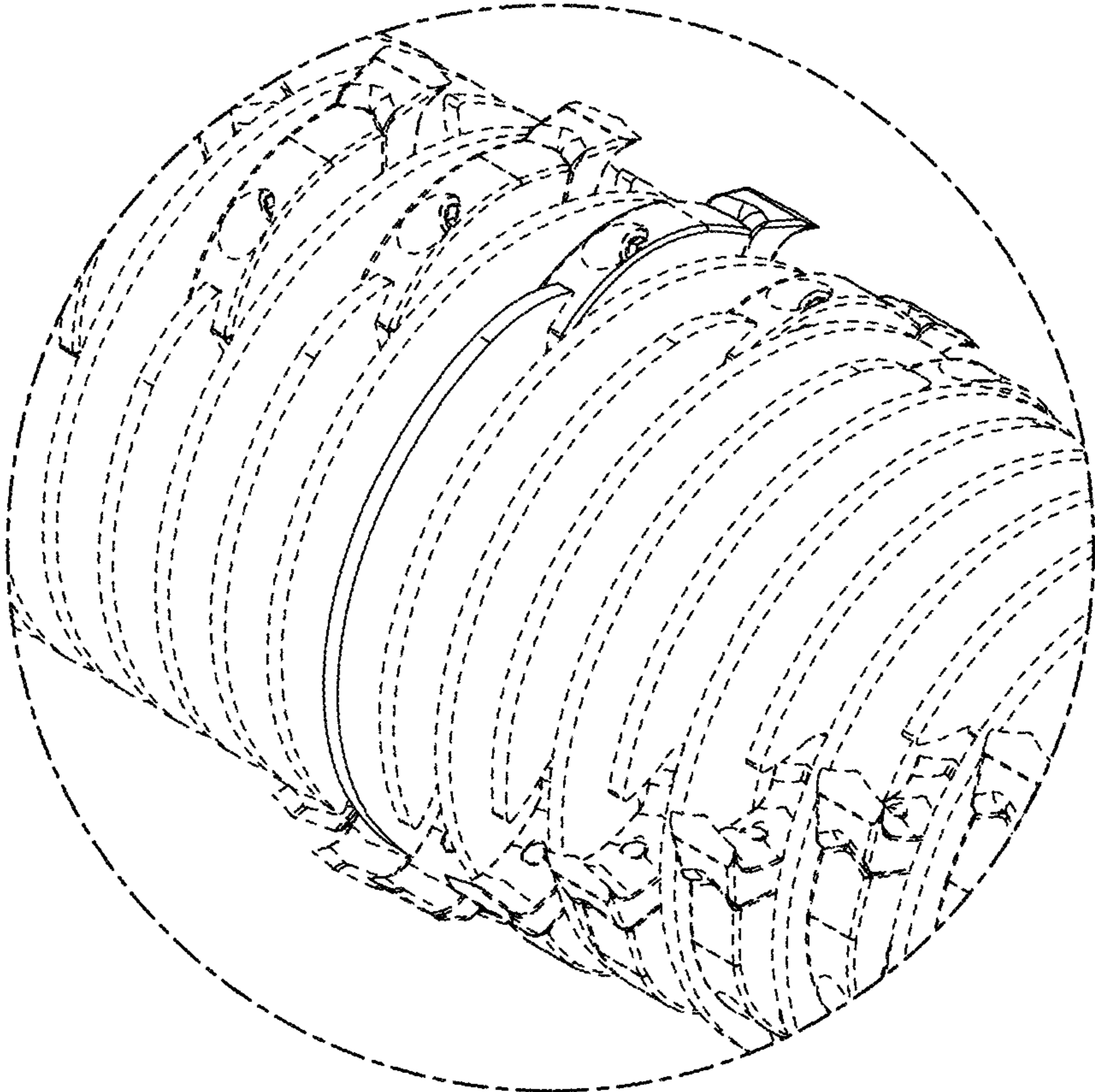


FIG. 4




FIG. 5

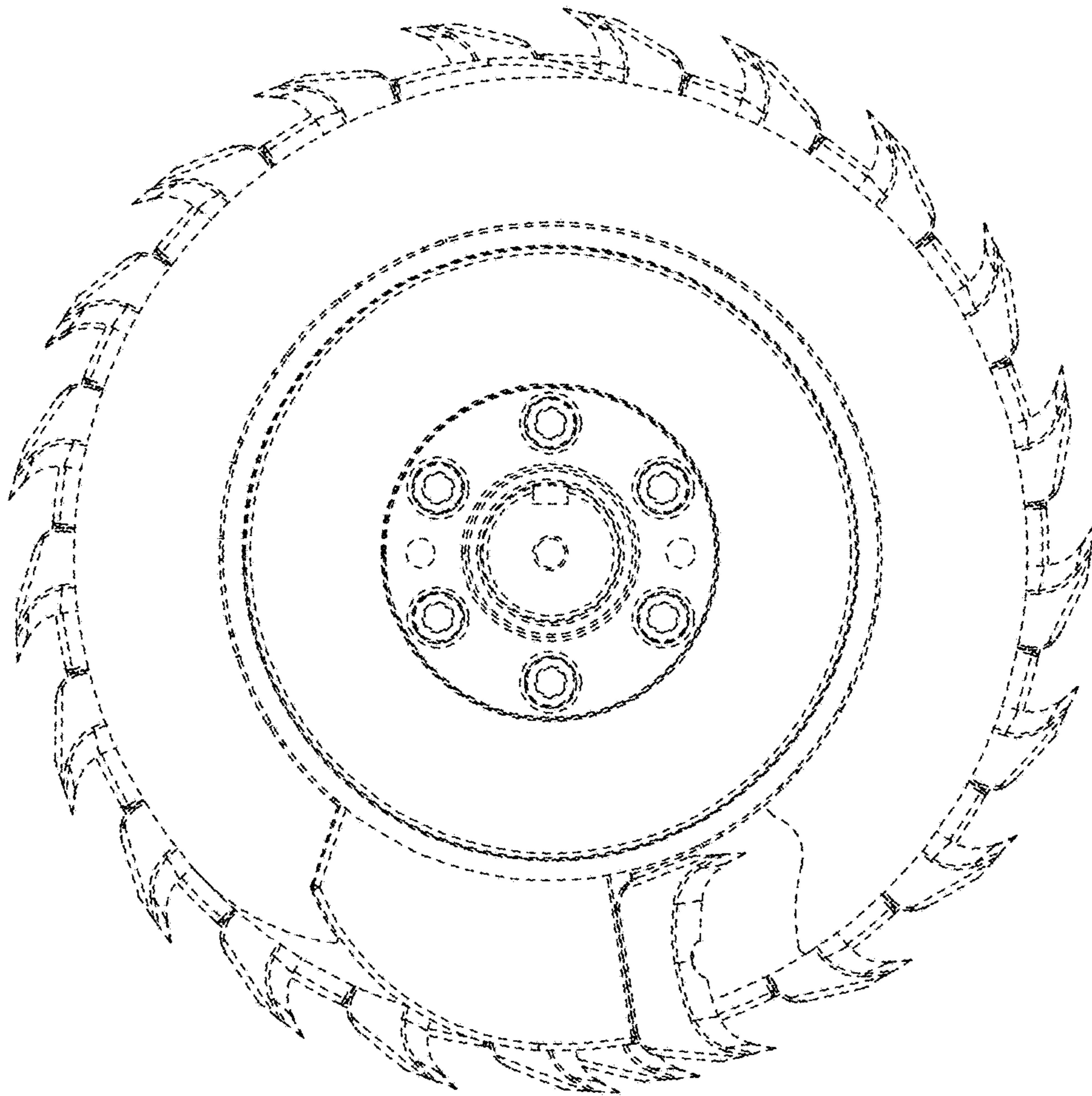


FIG. 6

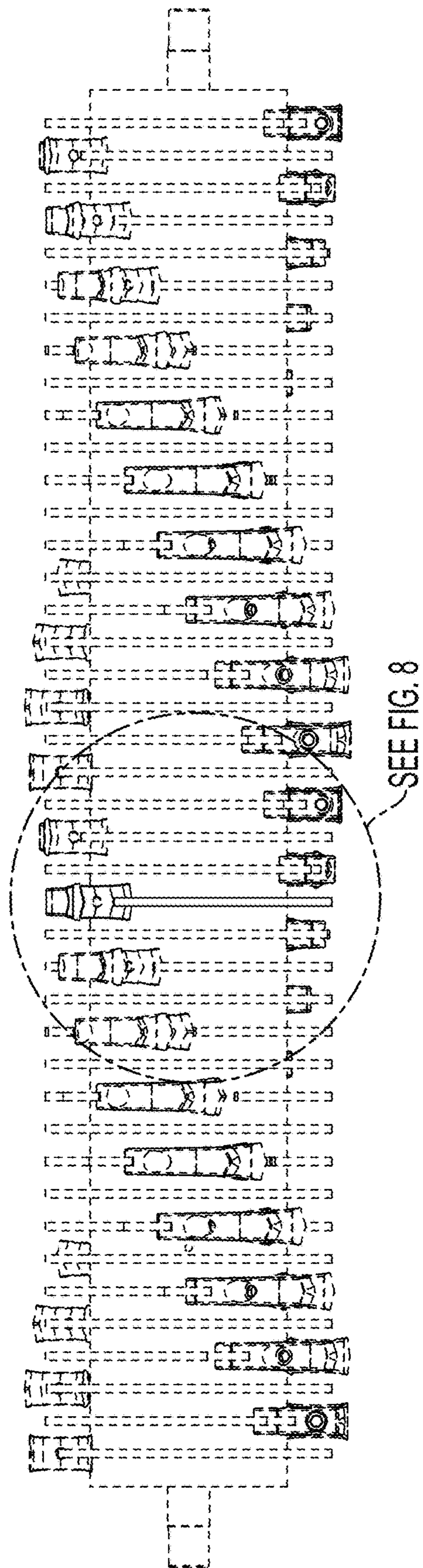


FIG. 7

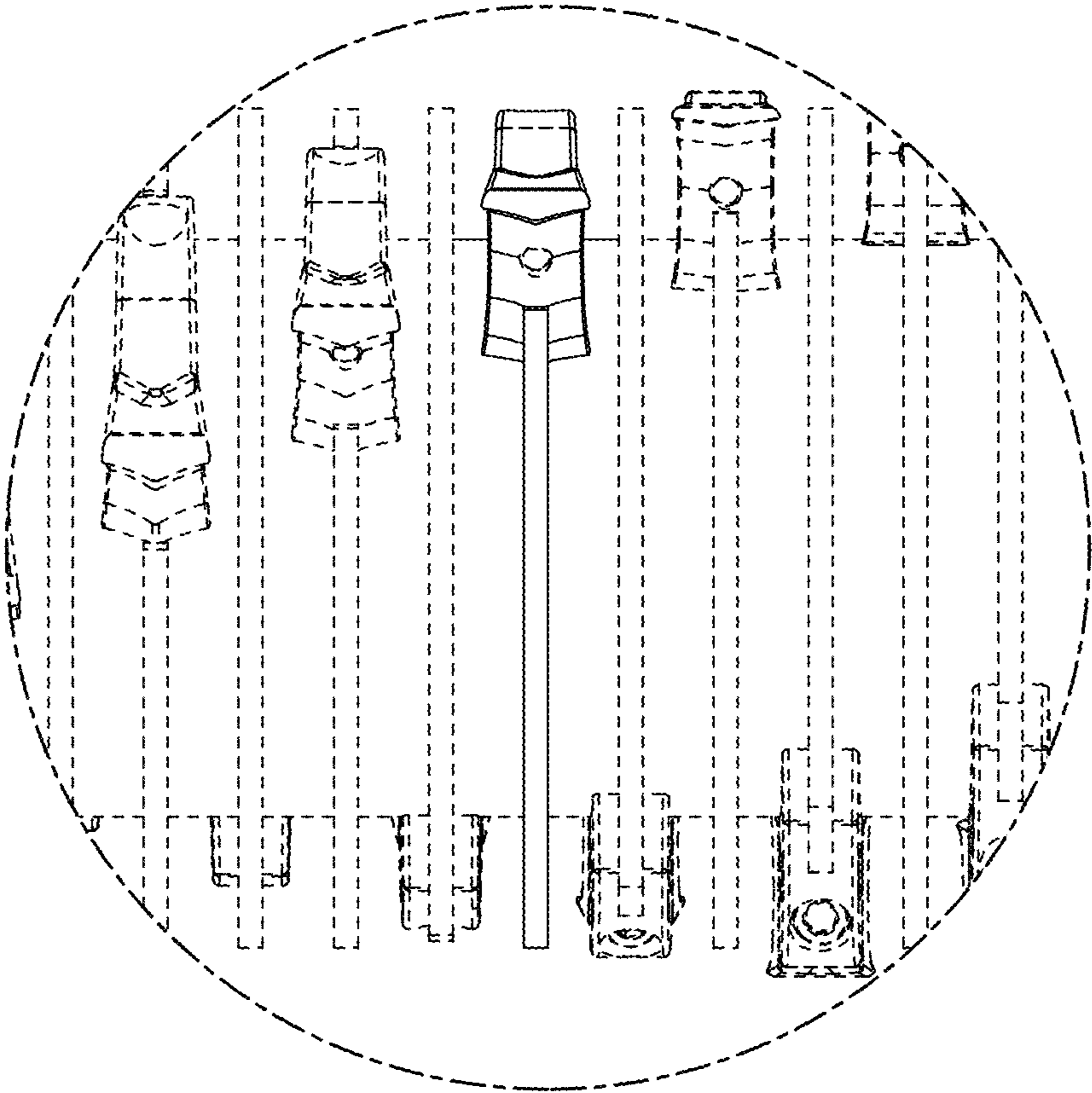
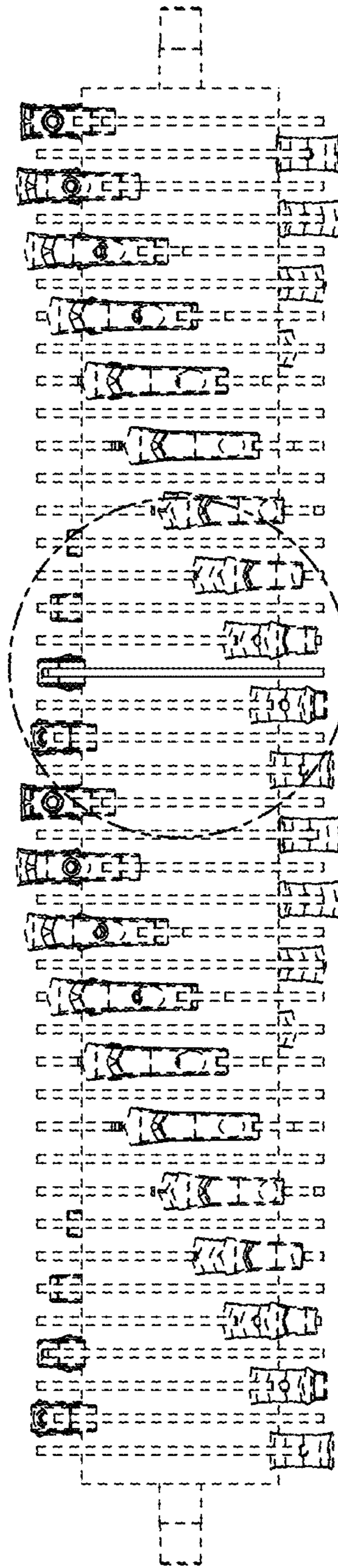


FIG. 8



SEE FIG. 10

FIG. 9

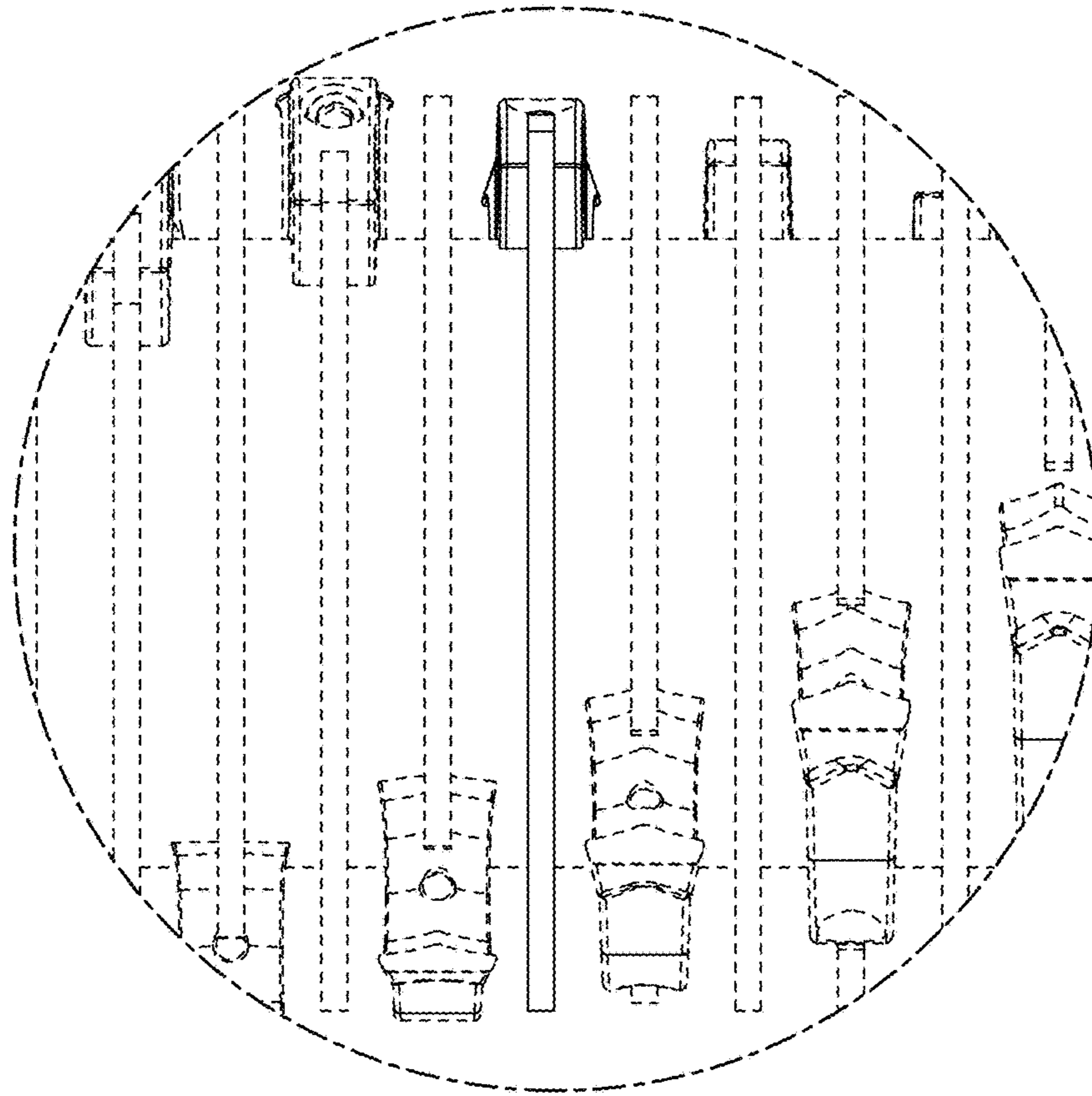
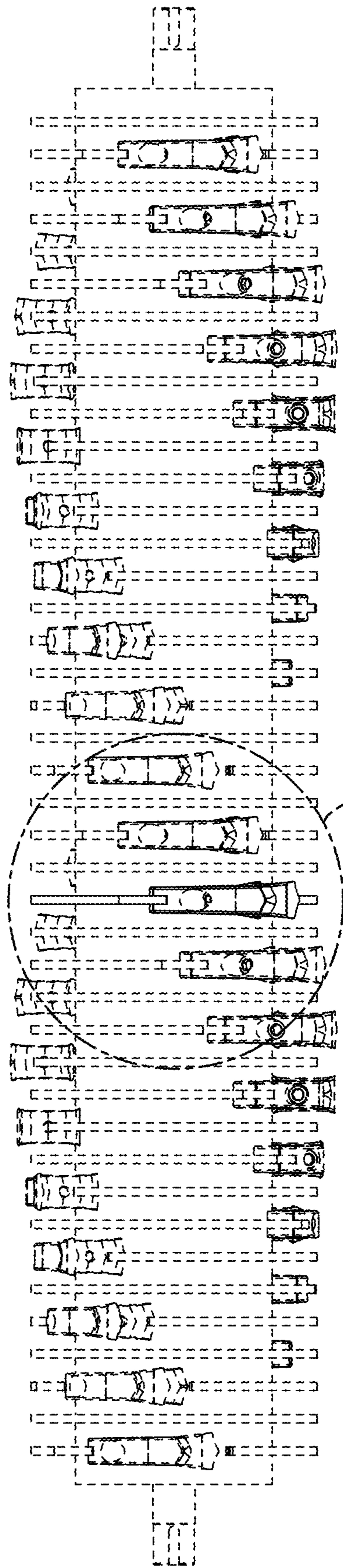


FIG. 10



SEE FIG. 12

FIG. 11

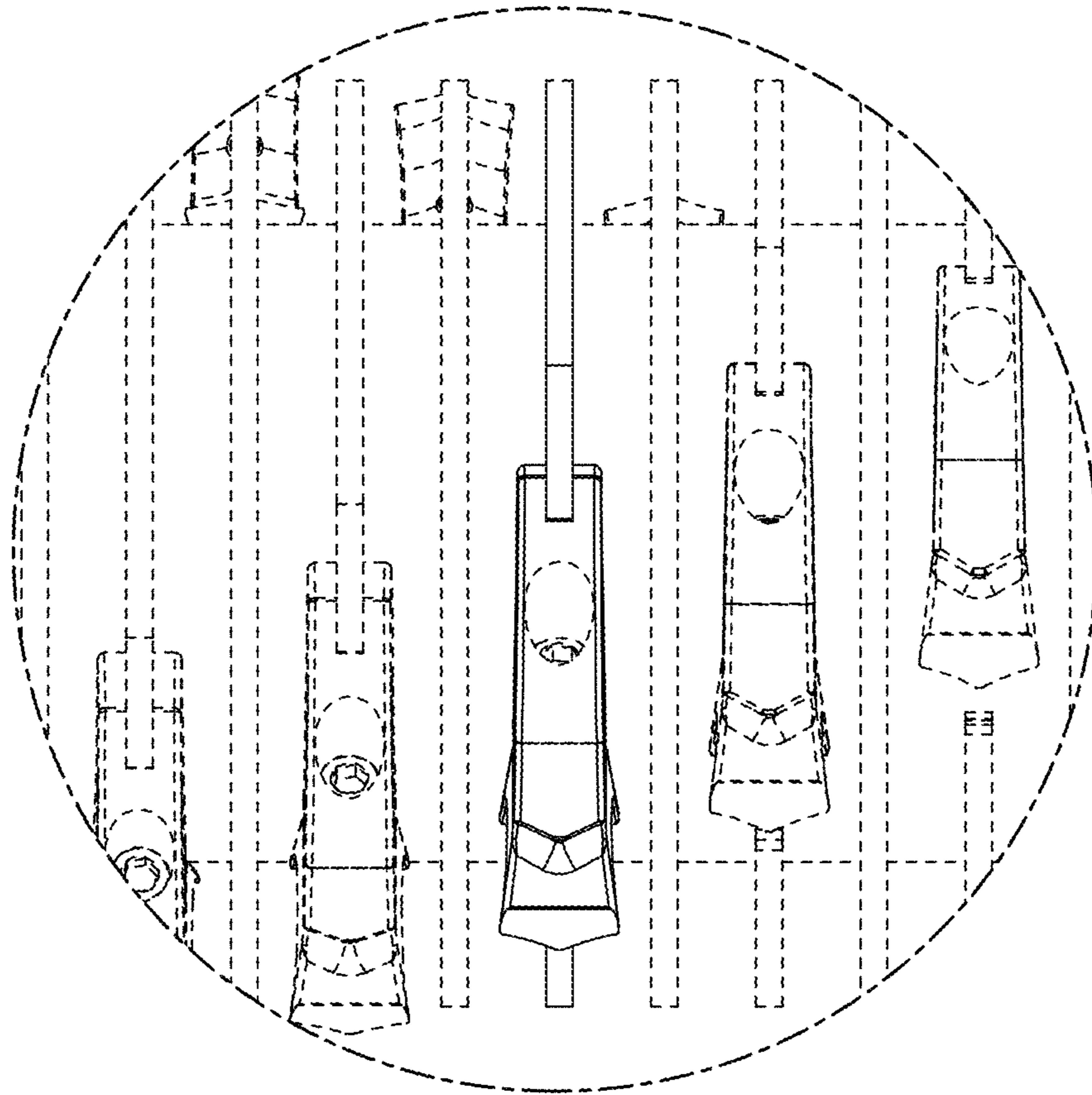


FIG. 12

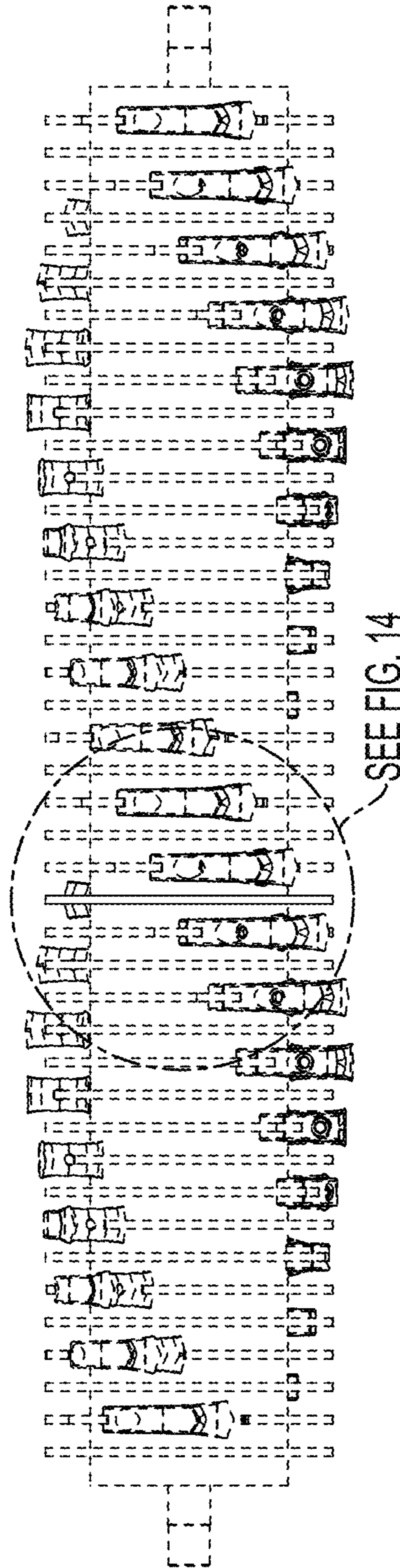


FIG. 13

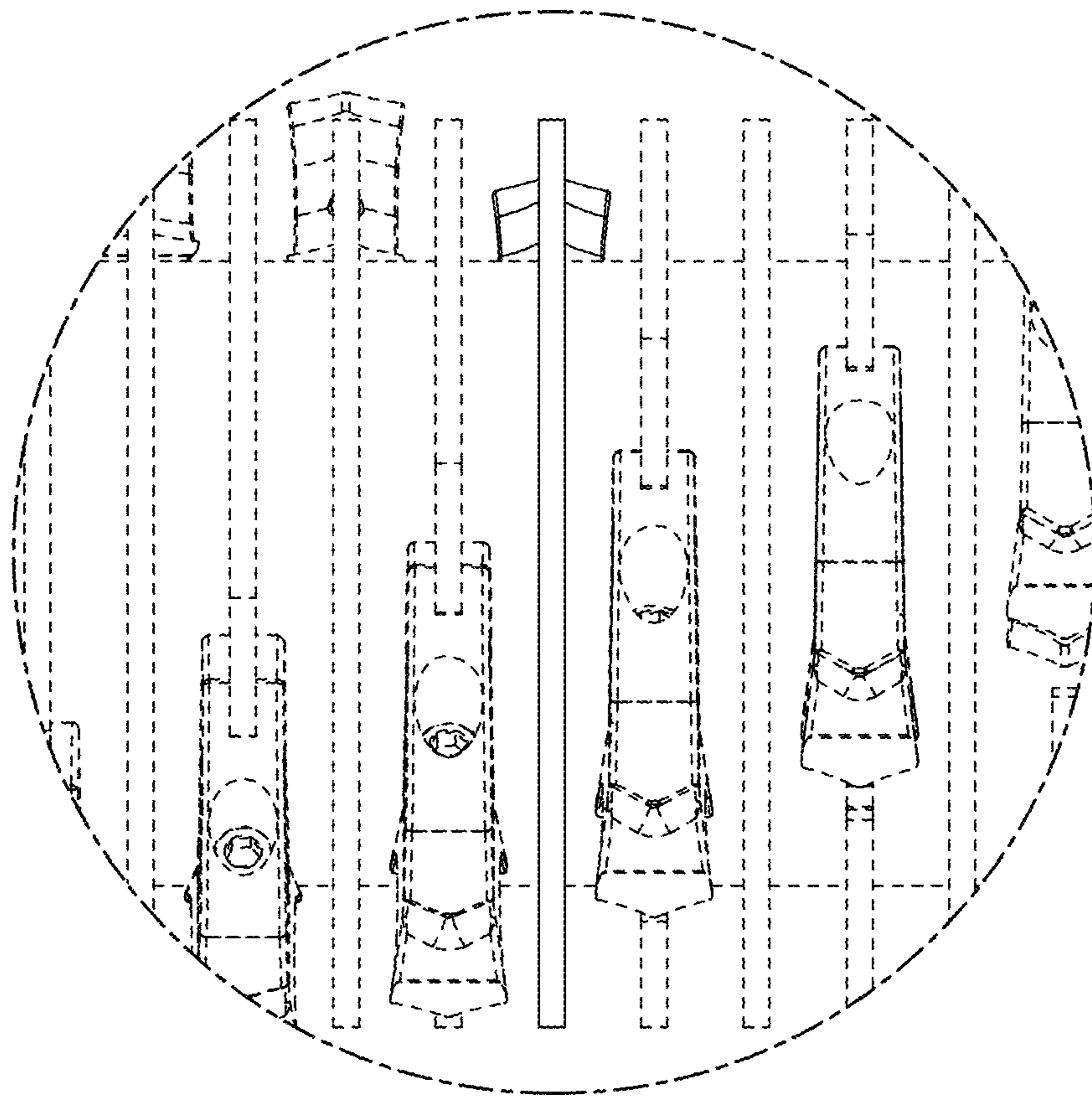


FIG. 14

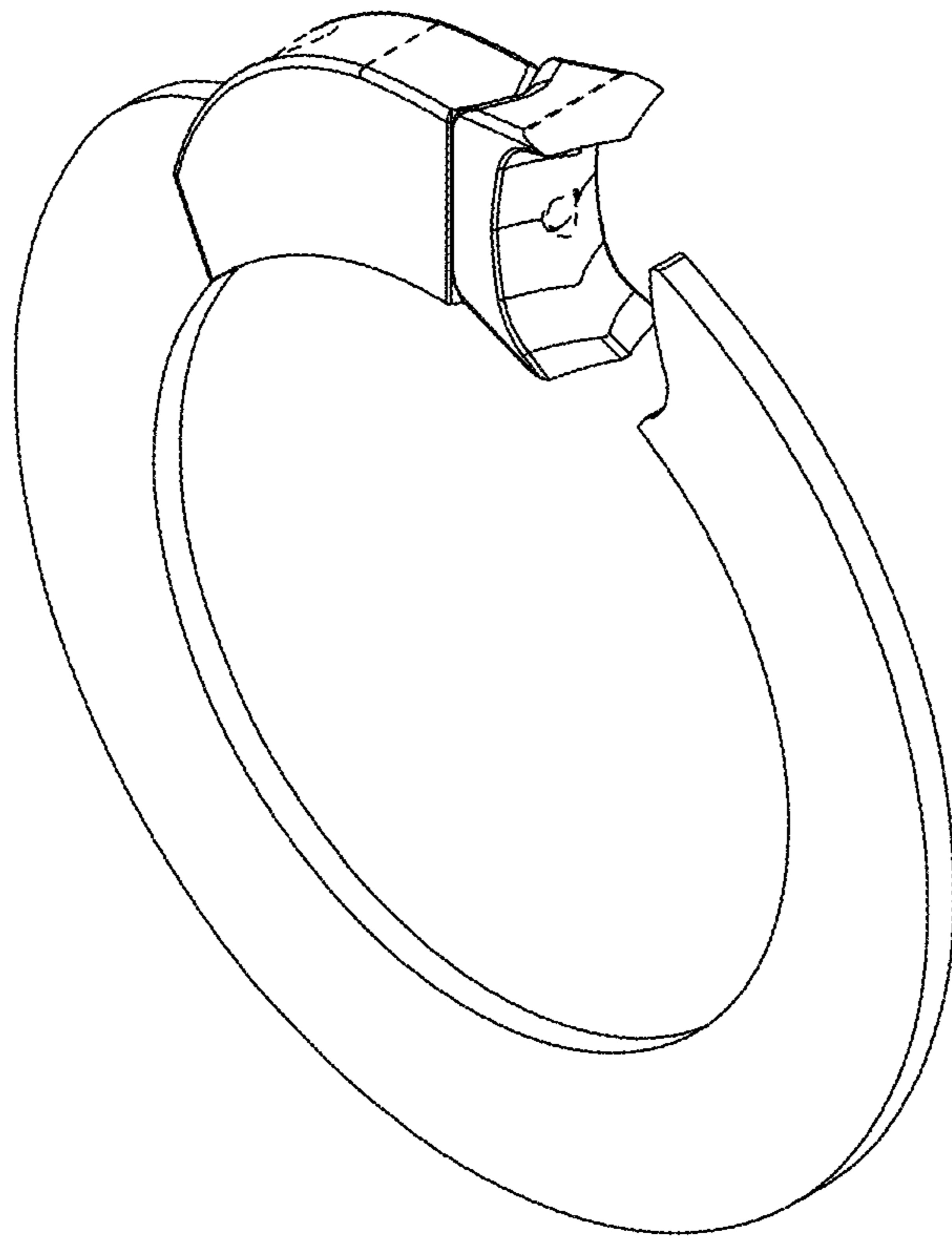


FIG. 15

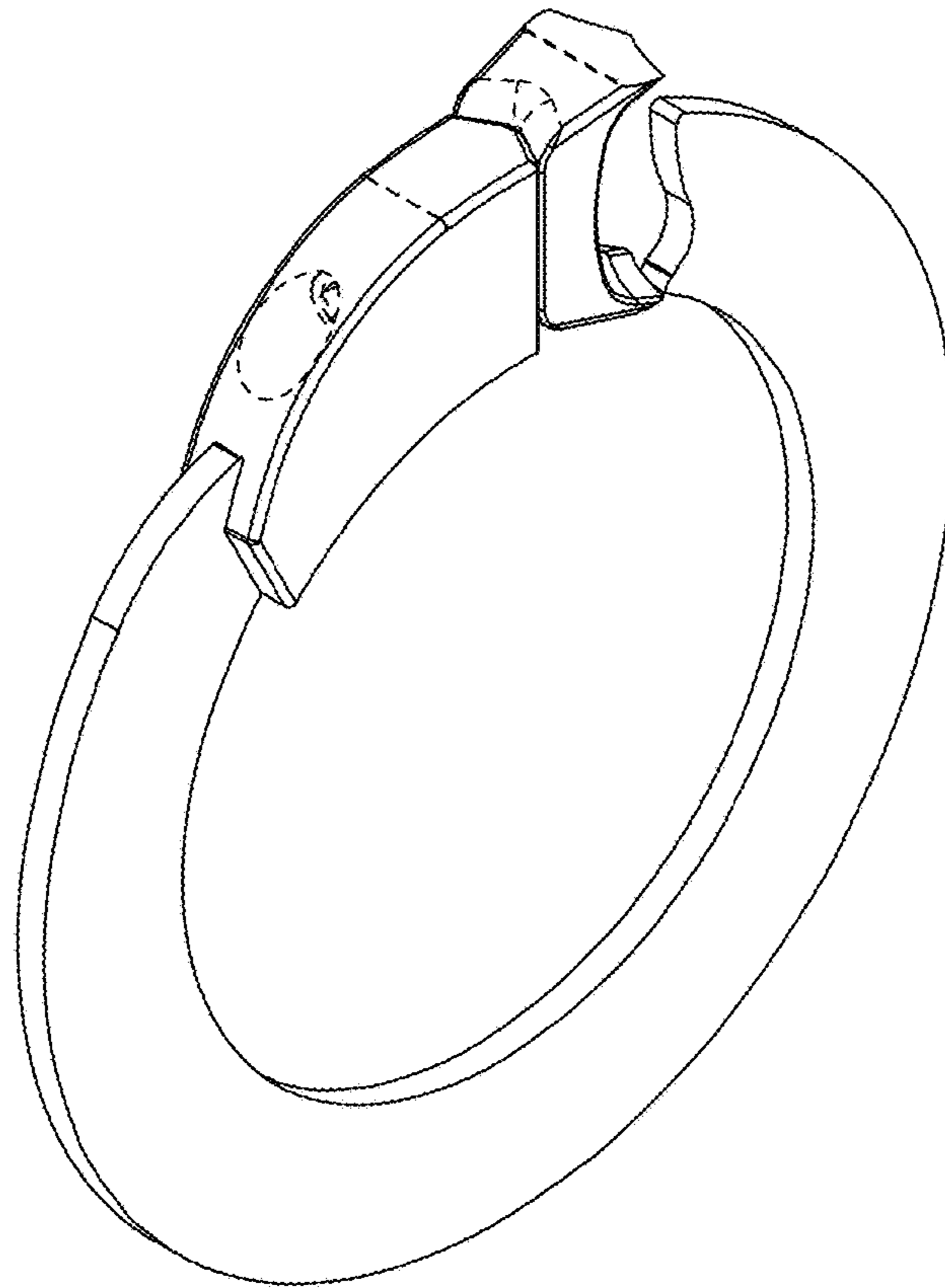


FIG. 16

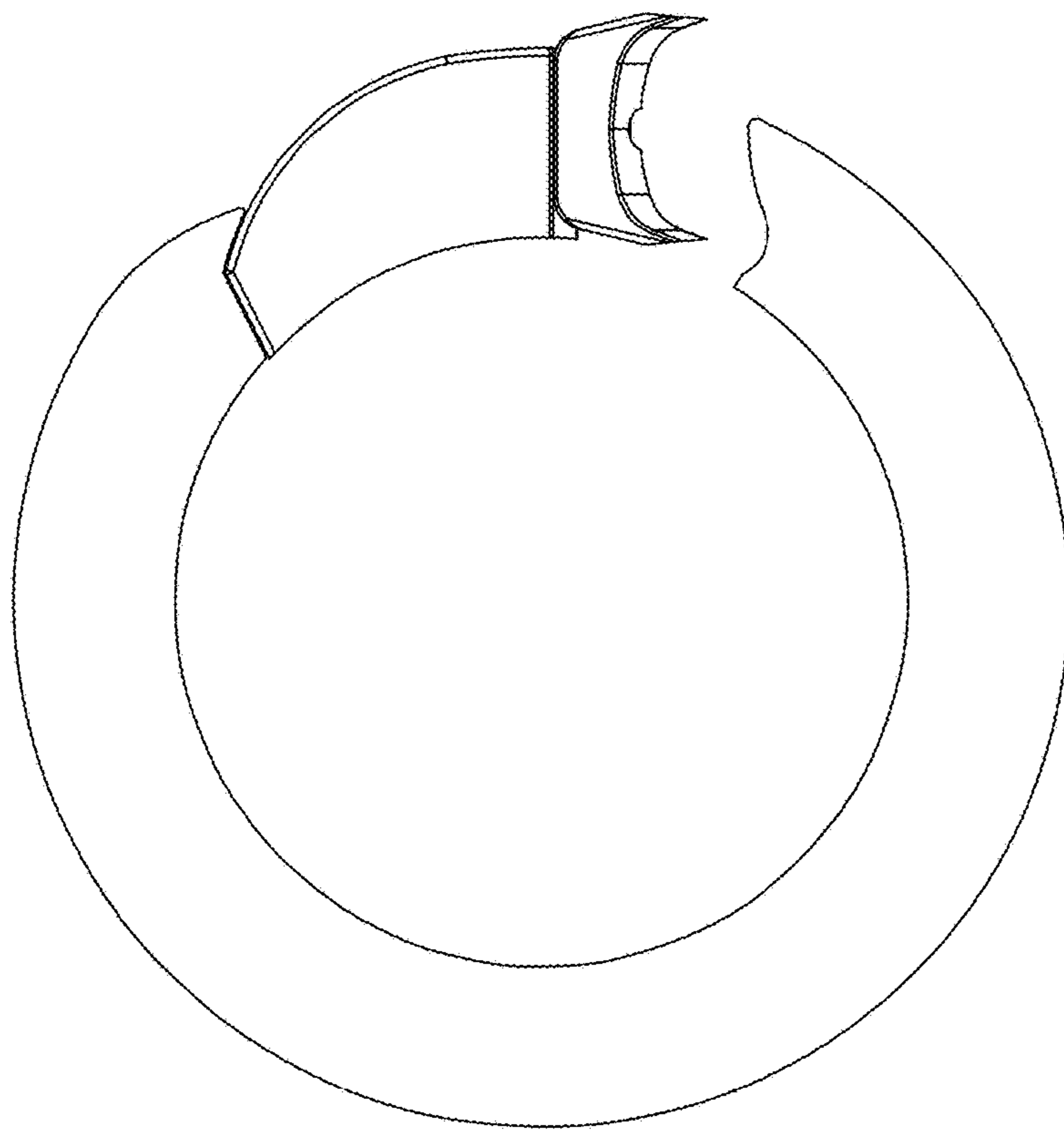


FIG. 17

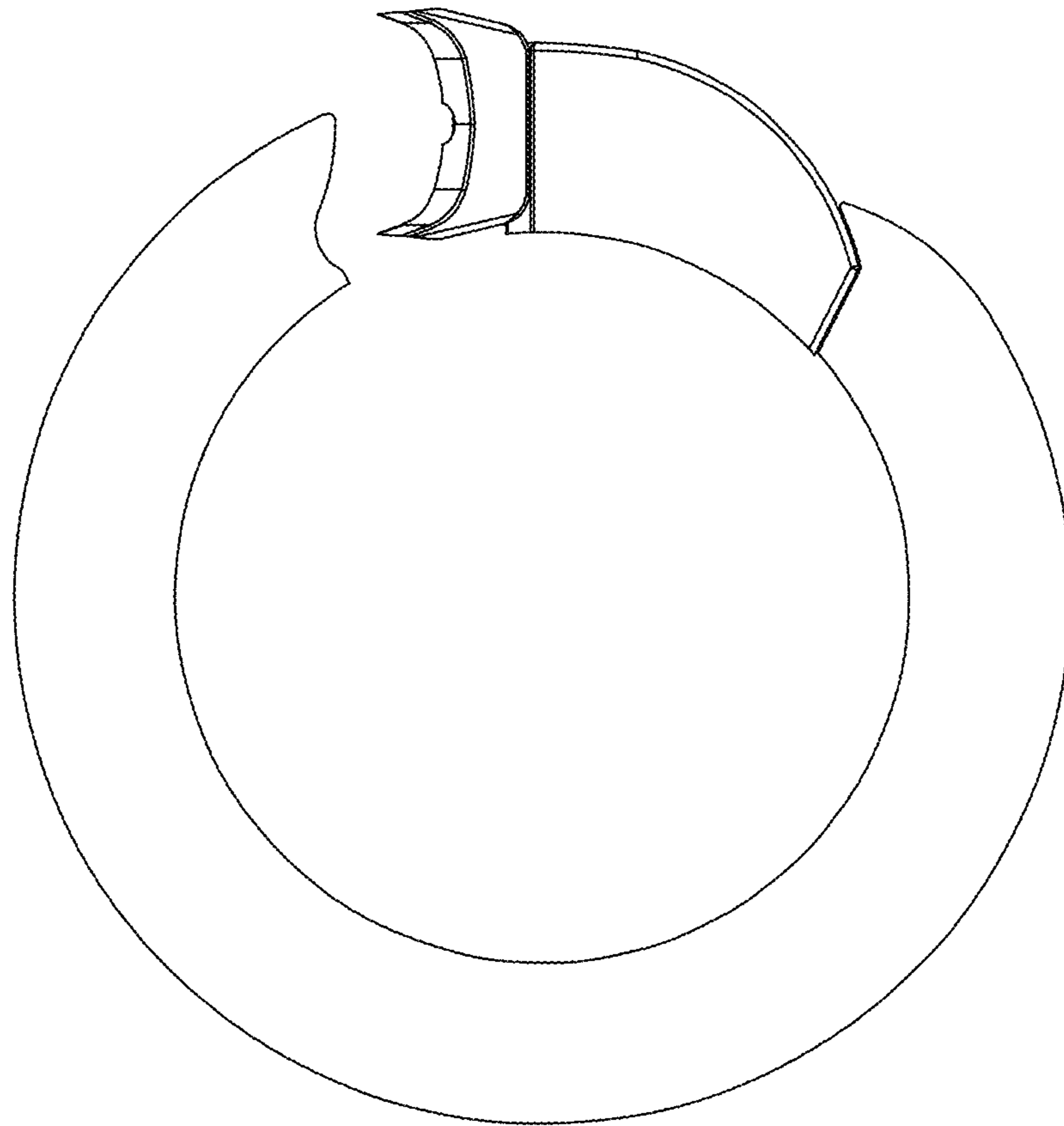


FIG. 18

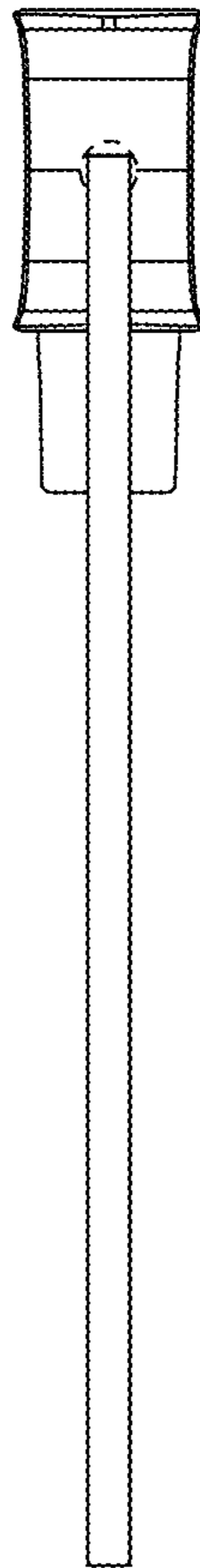


FIG. 19

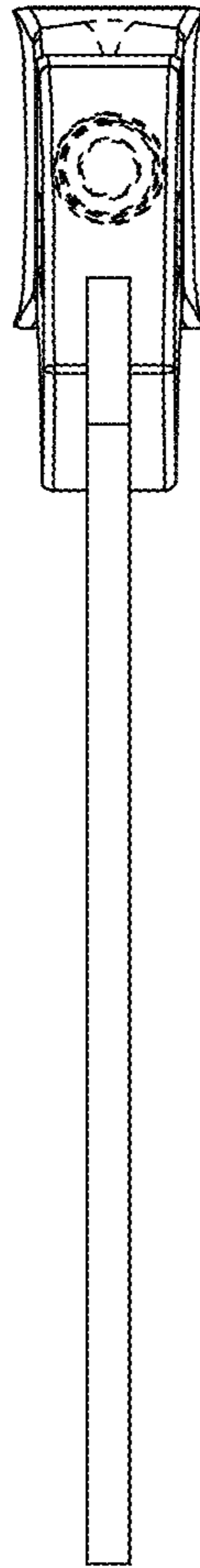


FIG. 20

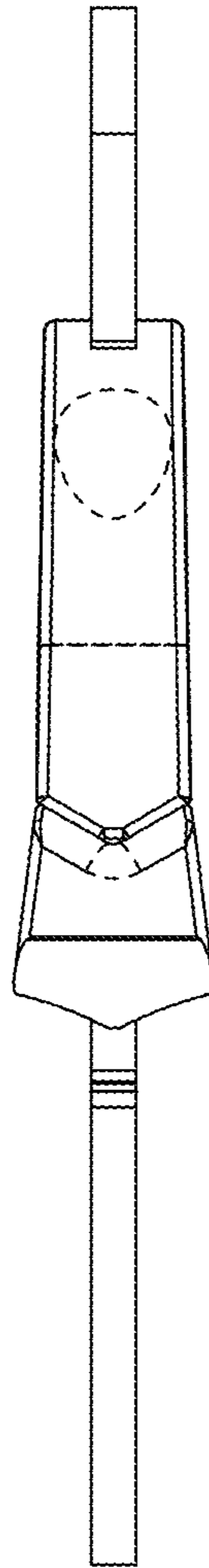


FIG. 21

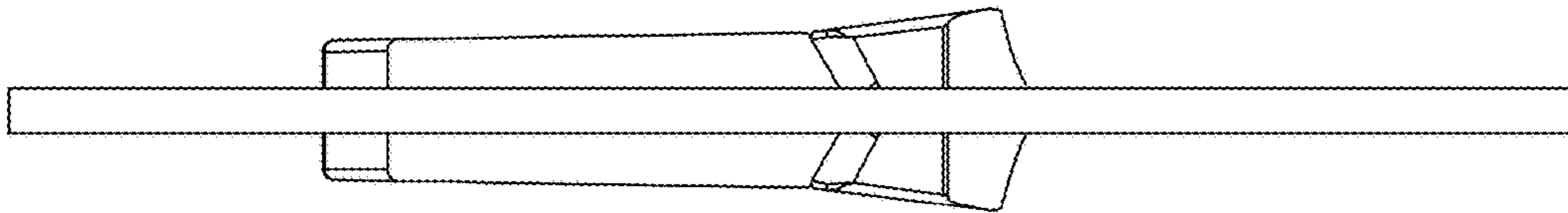


FIG. 22