



US00D795890S

(12) **United States Design Patent** (10) **Patent No.:** **US D795,890 S**
Verma et al. (45) **Date of Patent:** **** Aug. 29, 2017**

(54) **DISPLAY SCREEN WITH A GRAPHICAL USER INTERFACE**

7,884,331 B2 2/2011 Majewski et al.
8,158,950 B2 4/2012 Rubenstein
8,324,589 B2 12/2012 Rubenstein

(Continued)

(71) Applicant: **Biogen MA Inc.**, Cambridge, MA (US)

(72) Inventors: **Ajay Verma**, Needham, MA (US);
John W. Hoppin, Boston, MA (US);
Karl F. Schmidt, Watertown, MA (US)

FOREIGN PATENT DOCUMENTS

DE 26 41 039 A1 3/1978
DE 196 07 157 A1 2/1997

(Continued)

(73) Assignee: **Biogen MA Inc.**, Cambridge, MA (US)

(**) Term: **15 Years**

OTHER PUBLICATIONS

(21) Appl. No.: **29/542,796**

Prout et al., Detector concept for OPET, a combined PET and optical imaging system. IEEE. 2003;4:2252-6.

(Continued)

(22) Filed: **Oct. 16, 2015**

(51) **LOC (10) Cl.** **14-04**

Primary Examiner — Sheryl Lane

(52) **U.S. Cl.**

Assistant Examiner — Nicole Shiflet

USPC **D14/485**

(58) **Field of Classification Search**

USPC D14/485-495

CPC . G06F 3/0482; G06F 3/04842; G06F 3/04817

See application file for complete search history.

(74) *Attorney, Agent, or Firm* — Wolf, Greenfield & Sacks, P.C.

(57) **CLAIM**

The ornamental design for a display screen with a graphical user interface, as shown and described.

(56) **References Cited**

DESCRIPTION

U.S. PATENT DOCUMENTS

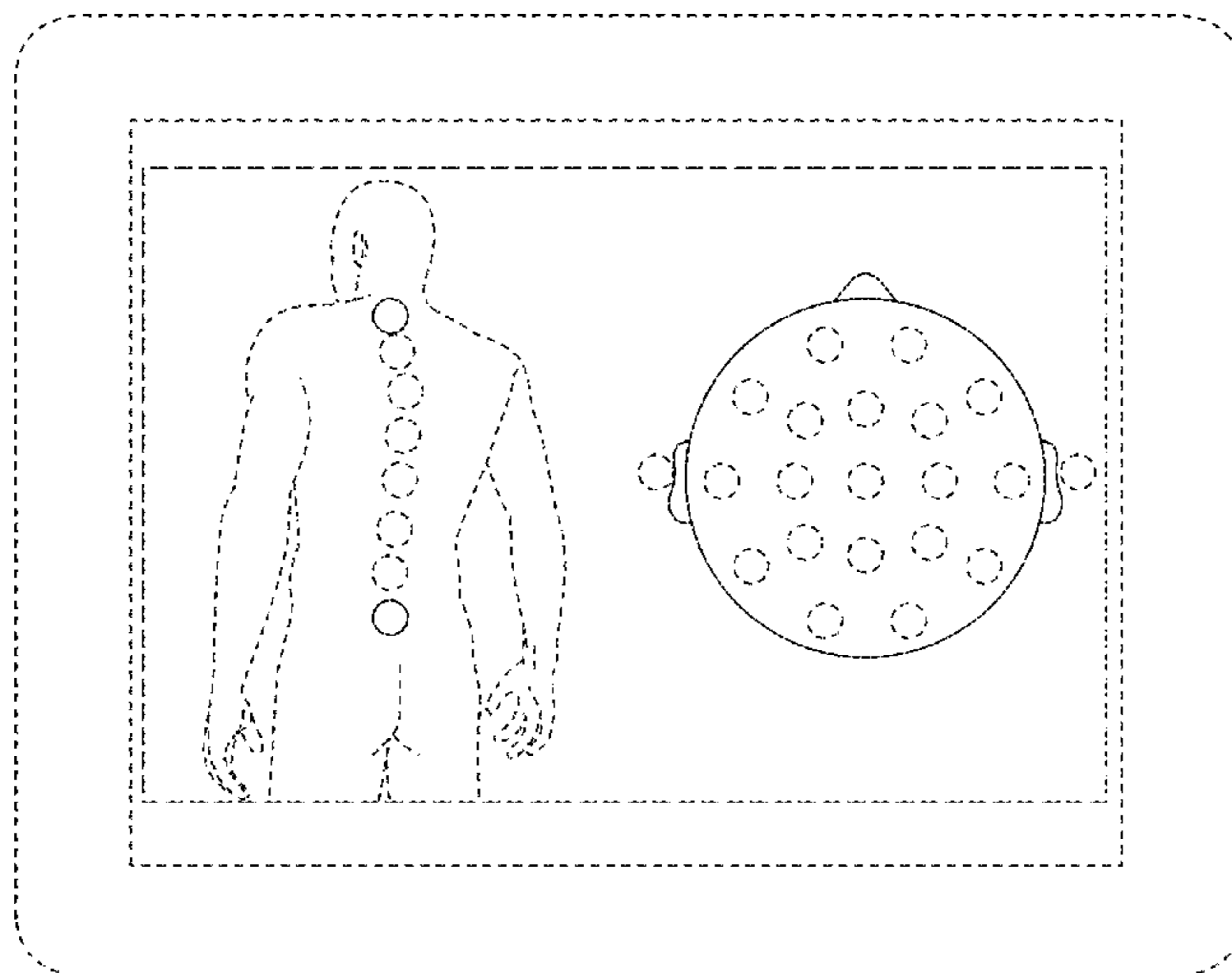
4,633,881 A	1/1987	Moore et al.	
4,682,604 A	7/1987	Fymat et al.	
5,111,818 A	5/1992	Suzuki et al.	
5,583,343 A	12/1996	Dilmanian et al.	
5,647,363 A	7/1997	Rabito et al.	
D400,196 S *	10/1998	Cameron	D14/495
5,967,983 A	10/1999	Ashburn	
6,242,743 B1	6/2001	DeVito et al.	
6,690,397 B1 *	2/2004	Daignault, Jr.	A61N 1/08 345/547
D533,875 S *	12/2006	Miles	D14/495
7,391,028 B1	6/2008	Rubenstein	
D614,634 S *	4/2010	Nilsen	D14/486
7,737,410 B2	6/2010	Rubenstein	
D619,609 S *	7/2010	Meziere	D14/486

FIG. 1 is a front view of a first embodiment of a display screen with a graphical user interface as depicted on a display; and,

FIG. 2 is a front view of a second embodiment of a display screen with a graphical user interface as depicted on a display.

The large broken lines showing the inner rectangle represent the bounds of the claimed design and form no part of the claimed design. All other broken lines illustrate portions of the display screen with a graphical user interface and surrounding display and form no part of the claimed design.

1 Claim, 2 Drawing Sheets



(56)

References Cited

U.S. PATENT DOCUMENTS

D690,716 S * 10/2013 Thomsen D14/485
9,044,150 B2 6/2015 Brumback et al.
9,110,115 B2 8/2015 Marashdeh et al.
D739,438 S * 9/2015 Torres D14/495
9,180,302 B2 * 11/2015 Drees A61N 1/37282
D752,646 S * 3/2016 Miles D14/495
D769,278 S * 10/2016 Ukrainsky D14/486
2004/0259270 A1 12/2004 Wolf
2010/0100848 A1 * 4/2010 Ananian G06F 3/0482
715/834
2013/0071826 A1 * 3/2013 Johnson G09B 23/30
434/266
2014/0378794 A1 12/2014 Conrad et al.
2015/0182121 A1 7/2015 Barbour et al.
2015/0213214 A1 * 7/2015 Patak G09B 21/009
715/727
2015/0297160 A1 10/2015 Orcutt et al.

FOREIGN PATENT DOCUMENTS

WO WO 2010/033159 A1 3/2010
WO WO 2010/038176 A1 4/2010
WO WO 2014/114555 A1 7/2014

OTHER PUBLICATIONS

Bojsen et al., Portable cadmium telluride detectors and their applicability for external measurement of ⁵¹Cr-EDTA clearance. Int J Appl Radiat Isot. Oct. 1981;32(10):719-27.
U.S. Appl. No. 14/774,577, filed Sep. 10, 2015, Verma et al.

* cited by examiner

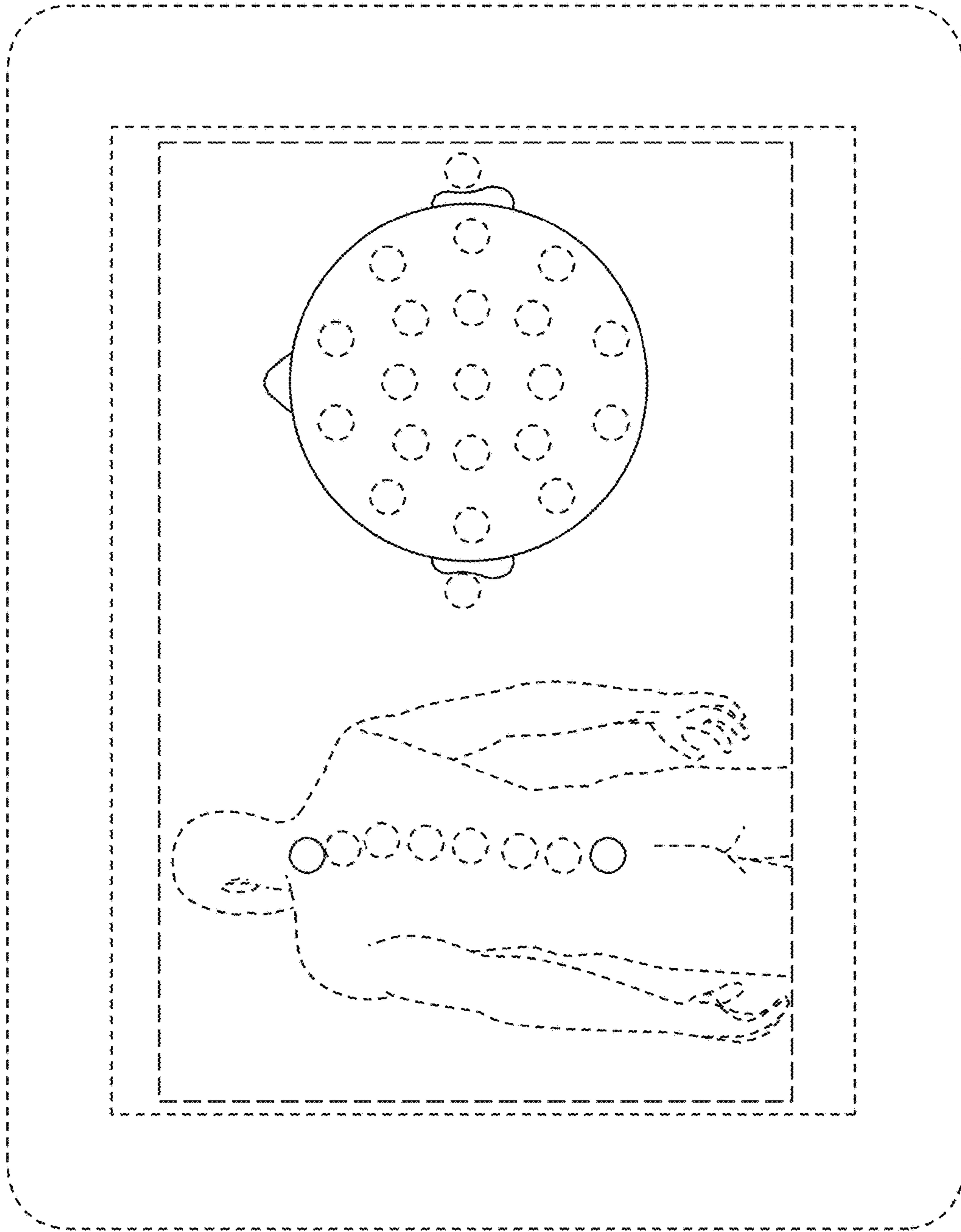


FIG. 1

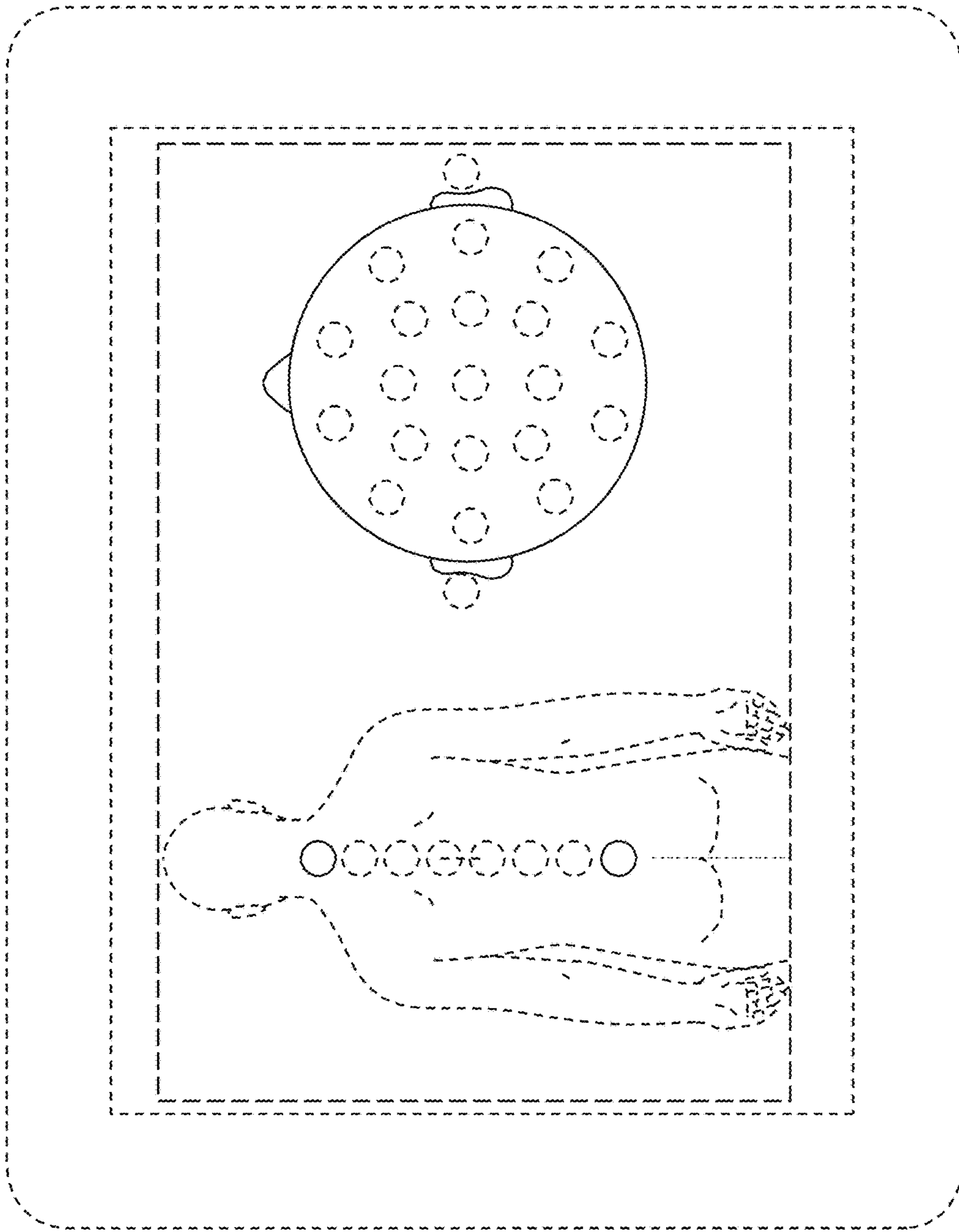


FIG. 2