

US00D795887S

(12) **United States Design Patent** (10) **Patent No.:** **US D795,887 S**
Bates (45) **Date of Patent:** **** Aug. 29, 2017**

(54) **DISPLAY SCREEN WITH ICON**

(71) Applicant: **Sonos, Inc.**, Santa Barbara, CA (US)
(72) Inventor: **Paul Andrew Bates**, Santa Barbara, CA (US)

(73) Assignee: **Sonos, Inc.**, Santa Barbara, CA (US)

(**) Term: **14 Years**

(21) Appl. No.: **29/523,411**

(22) Filed: **Apr. 9, 2015**

(51) **LOC (10) Cl.** **14-04**

(52) **U.S. Cl.**
USPC **D14/485**

(58) **Field of Classification Search**
USPC D14/485-495
CPC H04N 1/00424; G06F 3/04817; G06F 3/0481

See application file for complete search history.

(56) **References Cited**

U.S. PATENT DOCUMENTS

D650,392 S	*	12/2011	Glezer	D14/486
D693,836 S	*	11/2013	Bouchier	D14/486
D697,525 S	*	1/2014	Nishizawa	D14/487
D716,834 S	*	11/2014	Myung	D14/486
D733,168 S	*	6/2015	Kopetsky	D14/486

(Continued)

OTHER PUBLICATIONS

ZonePlay, 2015, Retrieved from <http://www.zoneplay.co/> on Aug. 16, 2016.

Primary Examiner — Mary Ann Calabrese

Assistant Examiner — Sloan Rozin

(74) *Attorney, Agent, or Firm* — KPPB LLP

(57) **CLAIM**

The ornamental design for a display screen with icon, as shown and described in FIGS. 1-11.

DESCRIPTION

FIG. 1 is a front view of a first embodiment of an icon for a display screen, shown separate from an example display screen for clarity of illustration.

FIG. 2 is a front view of the first embodiment of a display screen with icon.

FIG. 3 is a front view of the first embodiment of a display screen with icon.

FIG. 4 is a front view of a second embodiment of an icon for a display screen, shown separate from an example display screen for clarity of illustration.

FIG. 5 is a front view of a third embodiment of an icon for a display screen, shown separate from an example display screen for clarity of illustration.

FIG. 6 is a front view of a fourth embodiment of an icon for a display screen, shown separate from an example display screen for clarity of illustration.

FIG. 7 is a front view of a fifth embodiment of an icon for a display screen, shown separate from an example display screen for clarity of illustration.

FIG. 8 is a front view of a sixth embodiment of an icon for a display screen, shown separate from an example display screen for clarity of illustration.

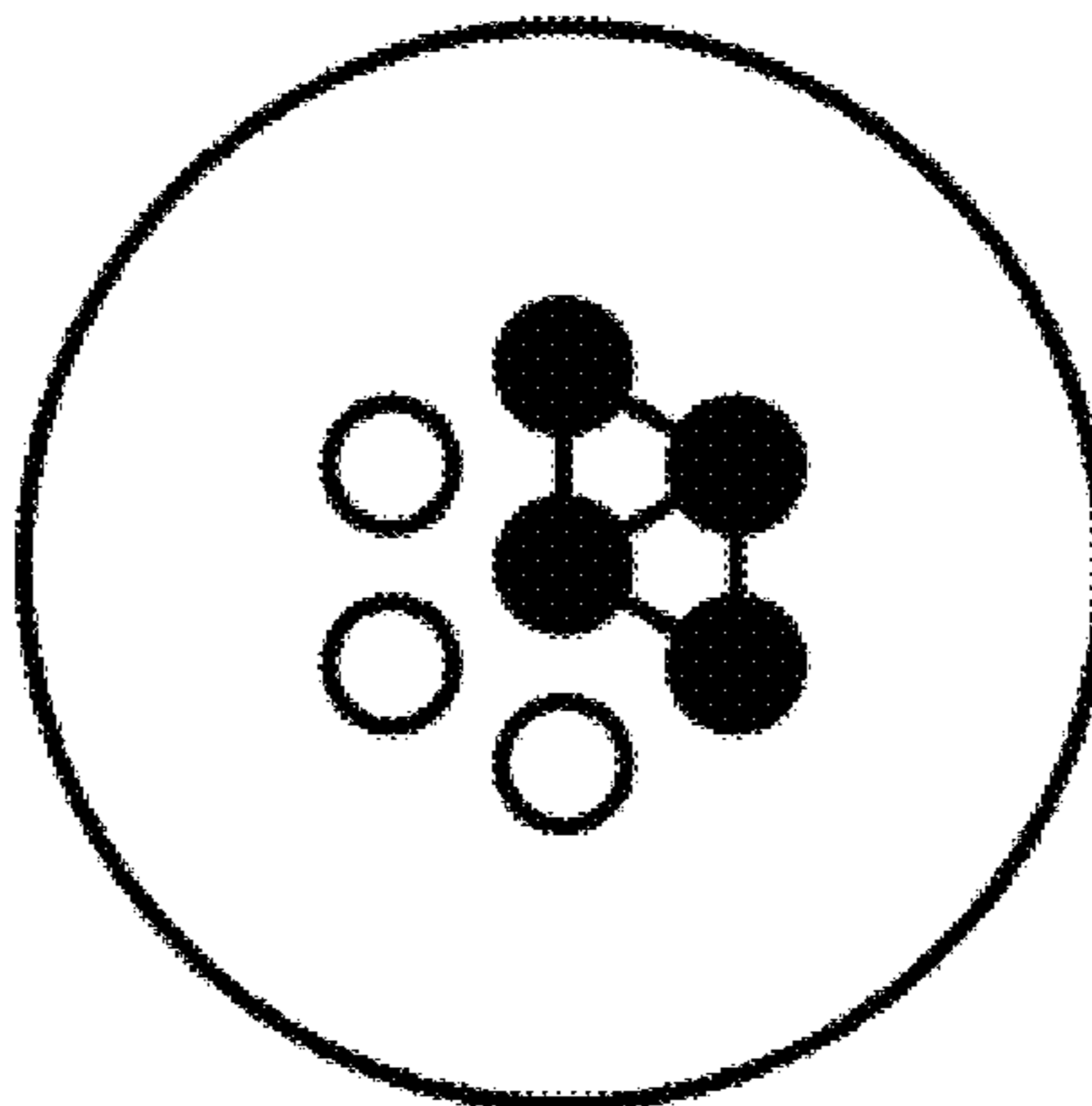
FIG. 9 is a front view of a seventh embodiment of an icon for a display screen, shown separate from an example display screen for clarity of illustration.

FIG. 10 is a front view of an eighth embodiment of an icon for a display screen, shown separate from an example display screen for clarity of illustration; and,

FIG. 11 is a front view of a ninth embodiment of an icon for a display screen, separate from an example display screen for clarity of illustration.

The broken line showing of the electronic device and display screen is for the purpose of illustrating environment and forms no part of the claimed design. The broken line showing of elements on the display screen illustrate portions of the article and form no part of the claimed design.

1 Claim, 2 Drawing Sheets



(56)

References Cited

U.S. PATENT DOCUMENTS

D733,179 S *	6/2015	Kwon	D14/487
D735,234 S *	7/2015	Chae	D14/487
D736,780 S *	8/2015	Wang	D14/485
D739,413 S *	9/2015	Shin	D14/485
D739,425 S *	9/2015	Shawki	D14/486
D740,308 S *	10/2015	Kim	D14/486
D741,360 S *	10/2015	Connolly	D14/488
D744,537 S *	12/2015	Mitchell	D14/491
D745,527 S *	12/2015	Wang	D14/485
D745,559 S *	12/2015	Sanderson	D14/492
D746,859 S *	1/2016	Sabia	D14/488
D749,096 S *	2/2016	Zhu	D14/485
D750,123 S *	2/2016	Subramanian	D14/487

* cited by examiner

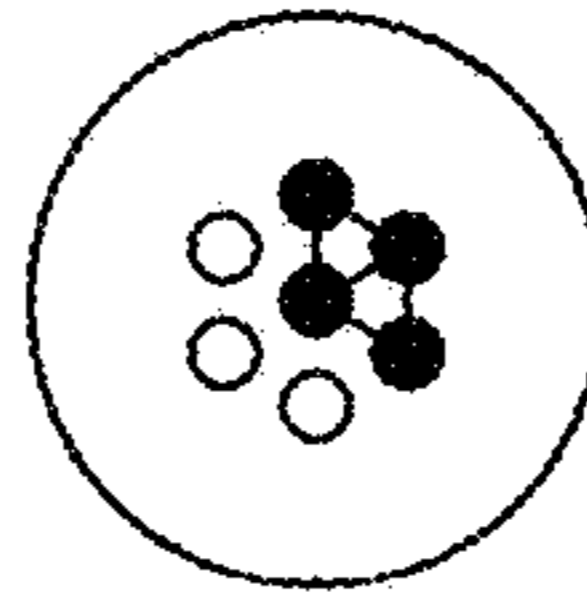


FIG. 1

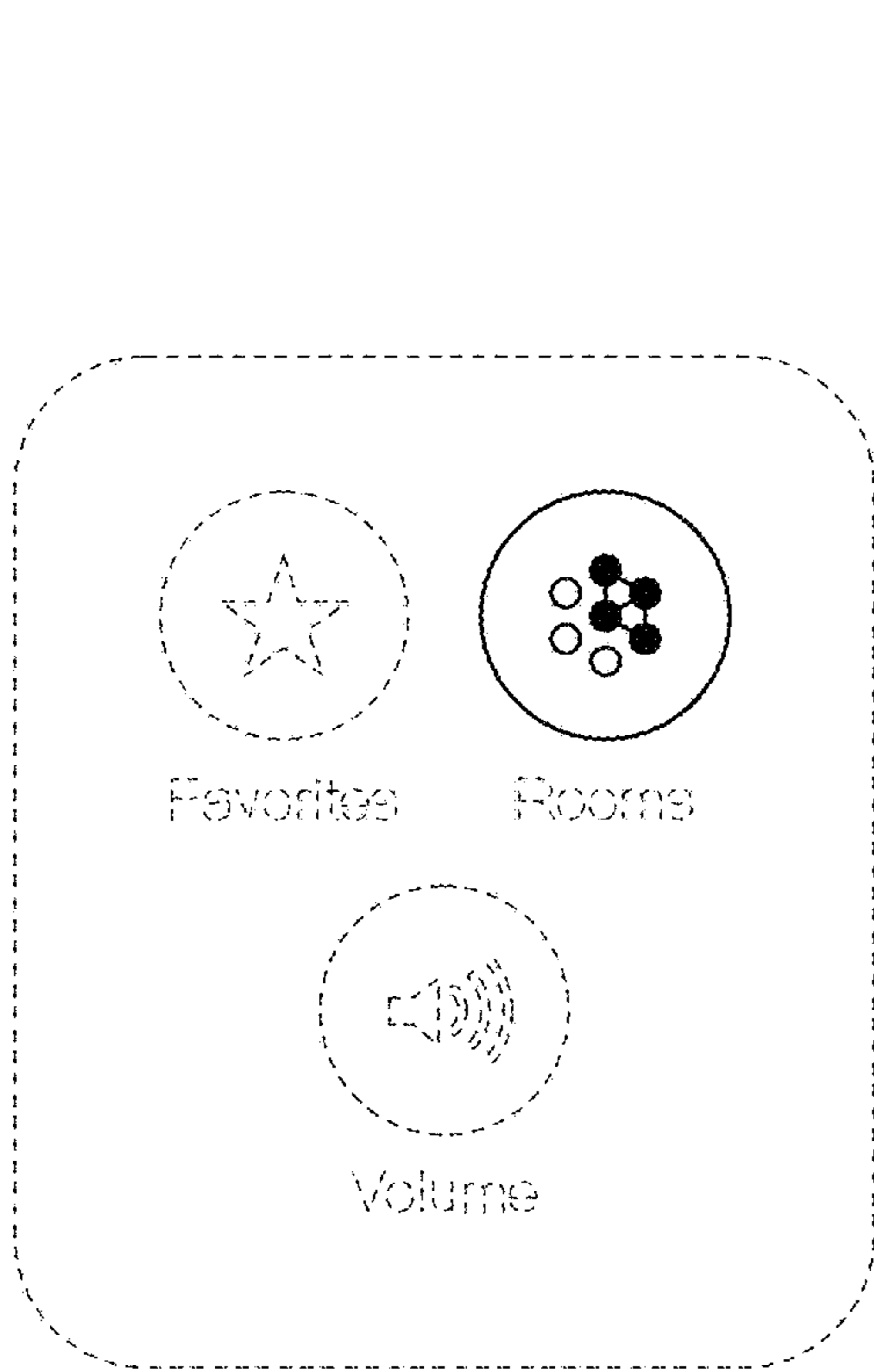


FIG. 2

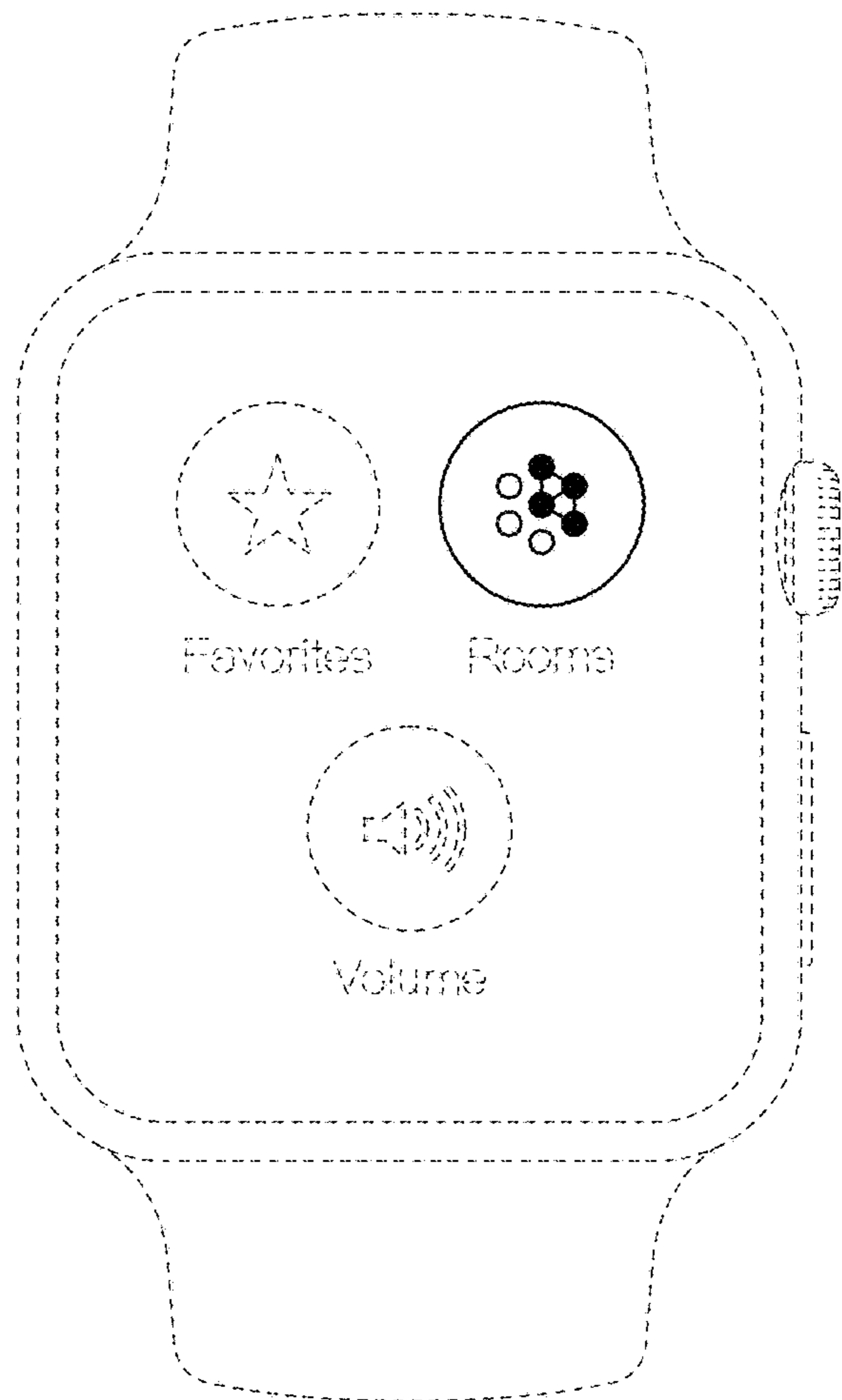


FIG. 3

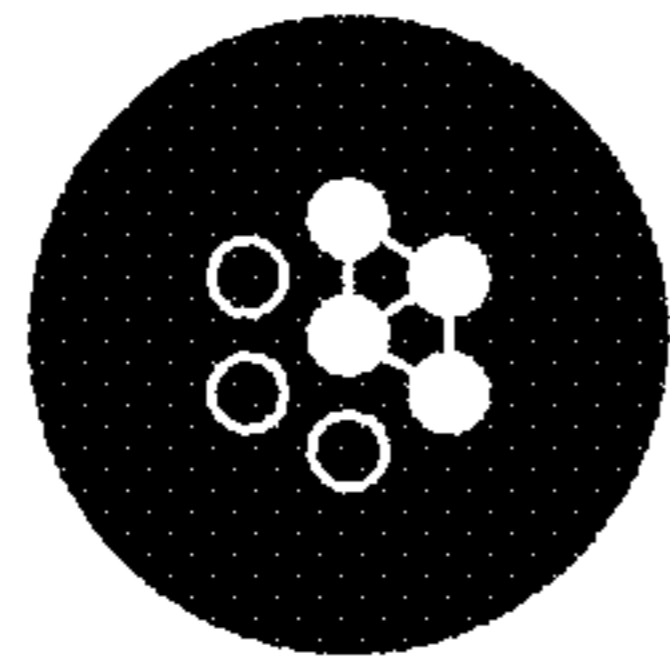


FIG. 4

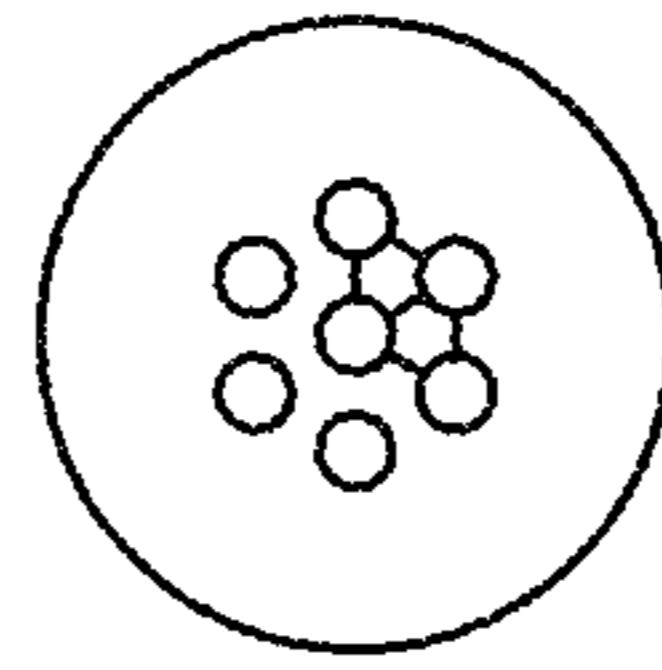


FIG. 5

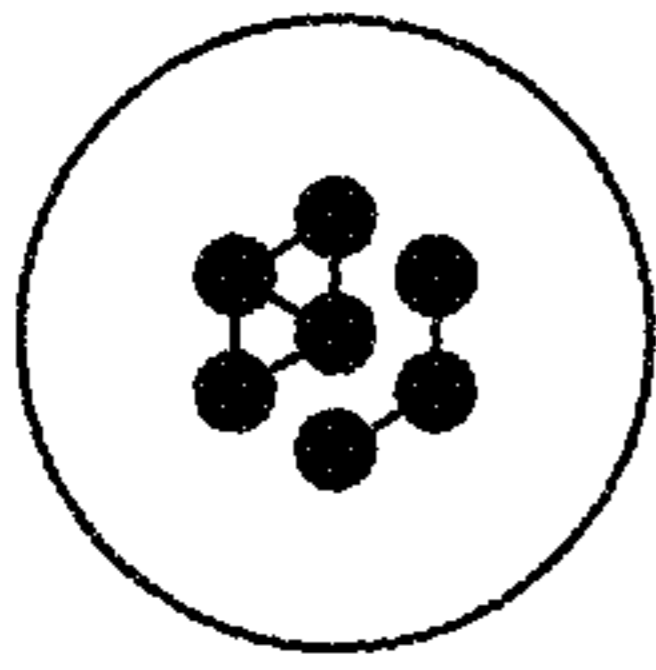


FIG. 6

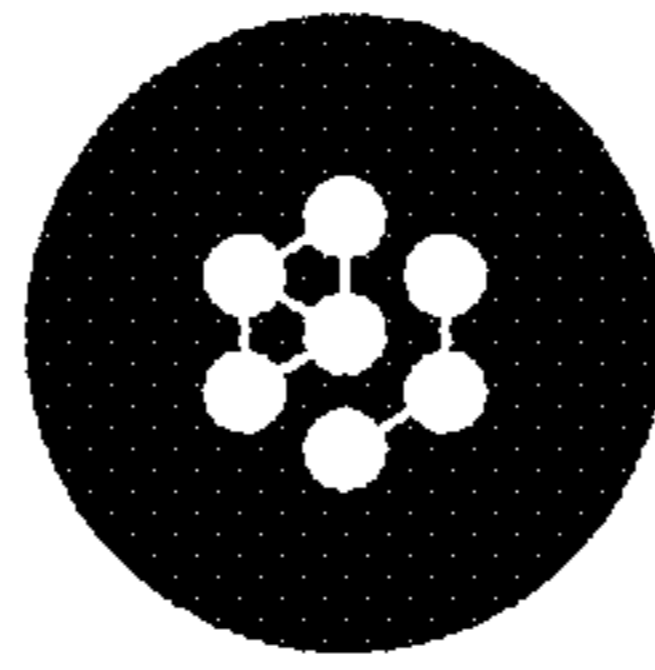


FIG. 7

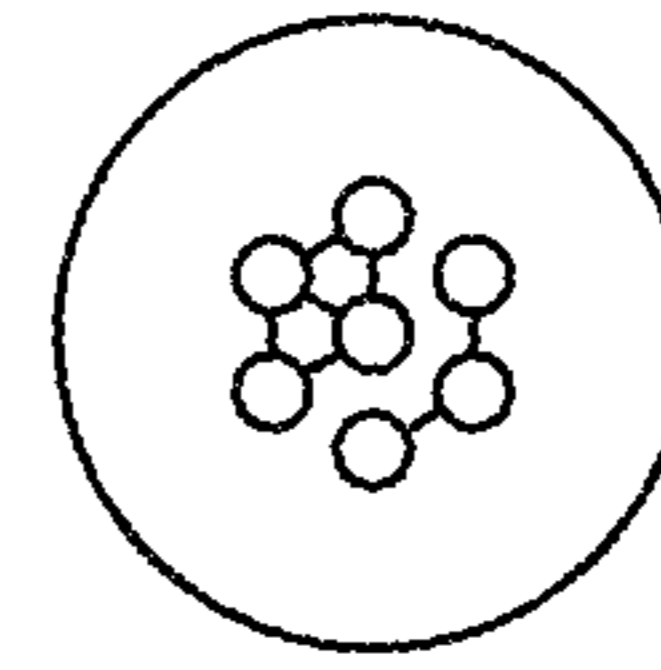


FIG. 8

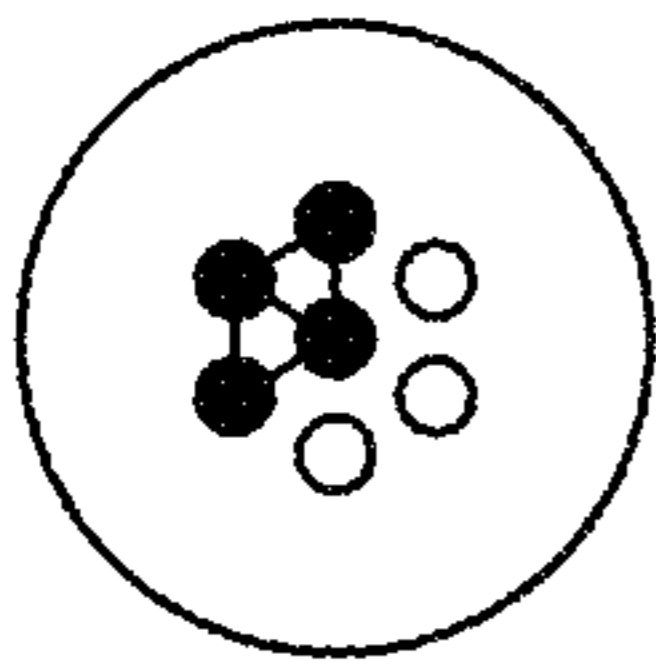


FIG. 9

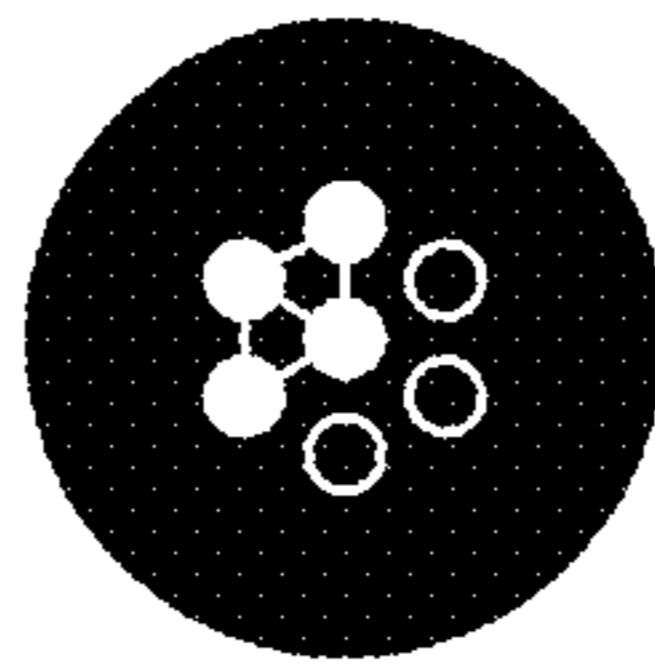


FIG. 10

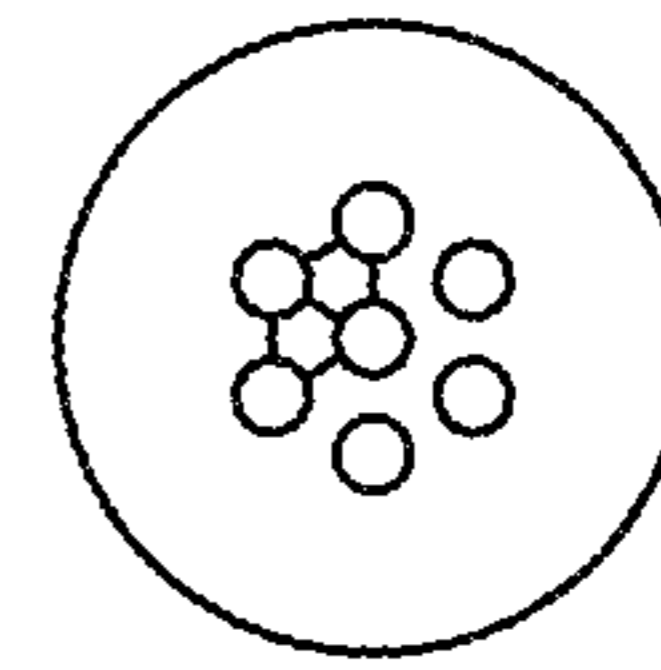


FIG. 11