



US00D795861S

(12) **United States Design Patent**  
**Seo et al.**

(10) **Patent No.:** **US D795,861 S**

(45) **Date of Patent:** **\*\* Aug. 29, 2017**

(54) **TABLET COMPUTER**

(71) Applicant: **LG ELECTRONICS INC.**, Seoul (KR)

(72) Inventors: **Kiyeal Seo**, Seoul (KR); **Seunghoon Ryu**, Seoul (KR); **Joe Hyun**, Seoul (KR); **Junseop Lee**, Seoul (KR)

(73) Assignee: **LG ELECTRONICS INC.**, Seoul (KR)

(\*\*) Term: **15 Years**

(21) Appl. No.: **29/549,685**

(22) Filed: **Dec. 28, 2015**

(30) **Foreign Application Priority Data**

Jul. 7, 2015 (KR) ..... 30-2015-0034241

(51) **LOC (10) Cl.** ..... **14-02**

(52) **U.S. Cl.**  
USPC ..... **D14/341**

(58) **Field of Classification Search**

USPC .... D14/432, 447, 341-347, 138 R; D6/524; D19/65, 90; D18/6; D10/50, 65, 104.1  
CPC .... F16M 11/20; F16M 13/00; A63H 33/3016; G06F 1/1613; G06F 1/1647; G06F 1/1641; G06F 3/04883; G06F 3/0486; G06F 3/04847; H04M 1/0279; H04M 1/0281; H04M 1/0283  
See application file for complete search history.

(56) **References Cited**

**U.S. PATENT DOCUMENTS**

D413,923 S \* 9/1999 Brown ..... D19/26  
D580,432 S \* 11/2008 Yun ..... D14/345  
D588,126 S \* 3/2009 Chiang ..... D14/345

D675,613 S \* 2/2013 Chu ..... D14/341  
D708,180 S \* 7/2014 Lee ..... D14/345  
8,804,324 B2 \* 8/2014 Bohn ..... G06F 1/1616  
345/1.1  
D716,751 S \* 11/2014 Lee ..... D14/138 AB  
D716,800 S \* 11/2014 Lee ..... D14/345  
D719,540 S \* 12/2014 Lee ..... D14/138 AB  
D719,541 S \* 12/2014 Lee ..... D14/138 AB  
D746,285 S \* 12/2015 Okabe ..... D14/345

(Continued)

*Primary Examiner* — Barbara Fox

(74) *Attorney, Agent, or Firm* — Birch, Stewart, Kolasch & Birch, LLP

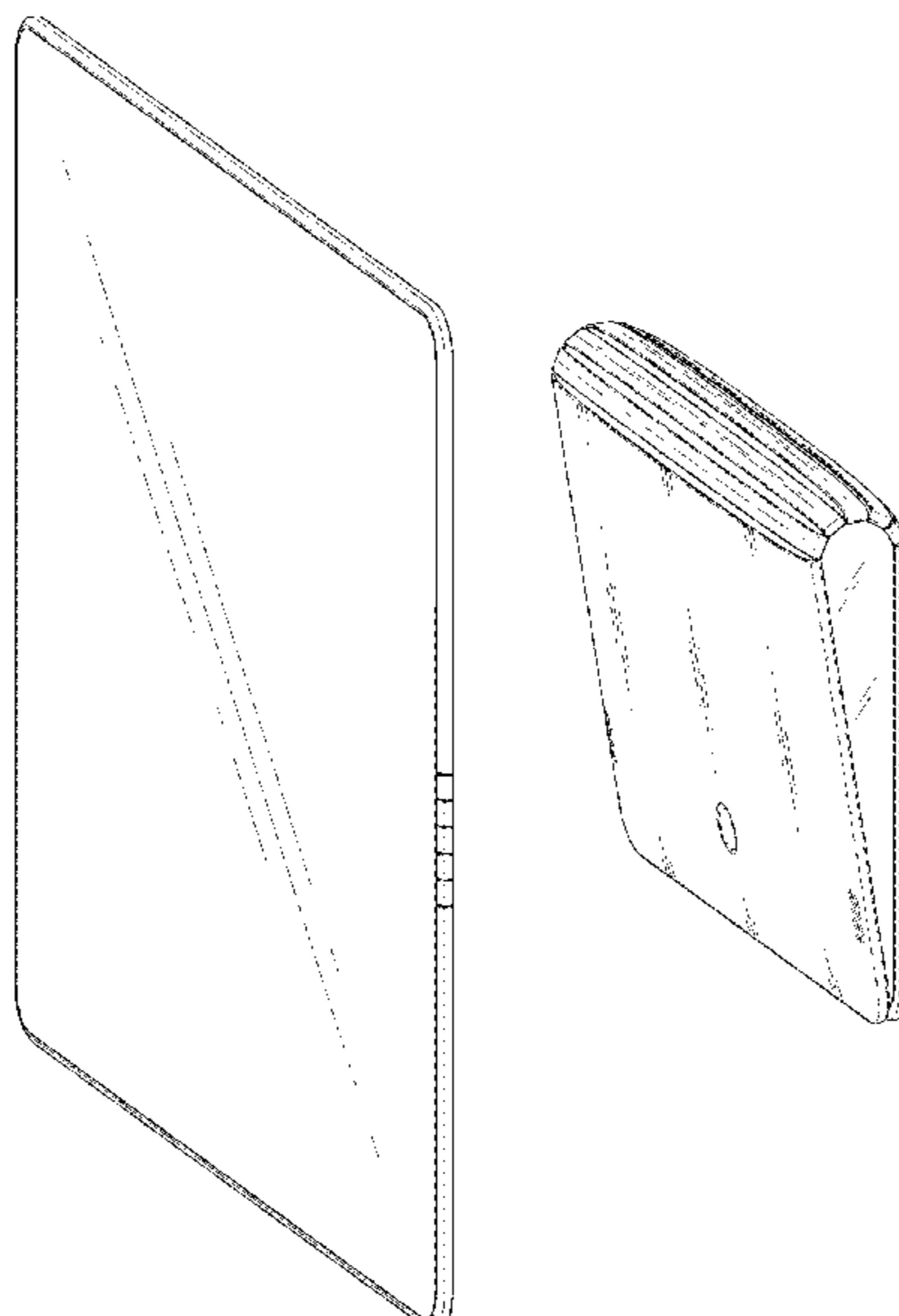
(57) **CLAIM**

The ornamental design for a tablet computer, as shown and described.

**DESCRIPTION**

FIG. 1 is a front, right side, perspective view of a tablet computer showing our new design;  
FIG. 2 is a front view thereof;  
FIG. 3 is a rear view thereof;  
FIG. 4 is a left side view thereof;  
FIG. 5 is a right side view thereof;  
FIG. 6 is a top view thereof;  
FIG. 7 is a bottom view thereof;  
FIG. 8 is a front, right side, perspective view in a folded configuration thereof;  
FIG. 9 is a front view in a folded configuration thereof;  
FIG. 10 is a rear view in a folded configuration thereof;  
FIG. 11 is a left side view in a folded configuration thereof;  
FIG. 12 is a right side view in a folded configuration thereof;  
FIG. 13 is a top view in a folded configuration thereof; and,  
FIG. 14 is a bottom view in a folded configuration thereof.  
The broken lines shown in the drawings depict portions of the tablet computer that form no part of the claimed design.

**1 Claim, 9 Drawing Sheets**



(56)

**References Cited**

U.S. PATENT DOCUMENTS

D749,571 S *	2/2016	Park	.....	D14/203.4
D749,572 S *	2/2016	Park	.....	D14/345
D749,573 S *	2/2016	Park	.....	D14/203.4
D749,574 S *	2/2016	Park	.....	D14/203.4
D749,575 S *	2/2016	Park	.....	D14/203.4
D749,576 S *	2/2016	Park	.....	D14/203.4
D754,657 S *	4/2016	Kim	.....	D14/345
D757,723 S *	5/2016	Kwak	.....	D14/345
D775,598 S *	1/2017	Kim	.....	D14/138 AB
D775,601 S *	1/2017	Lee	.....	D14/138 AB
D775,602 S *	1/2017	Lee	.....	D14/138 AB
2001/0030850 A1 *	10/2001	Ditzik	.....	G06F 1/1616 361/679.3
2002/0067339 A1 *	6/2002	Min	.....	G06F 1/1601 345/156

\* cited by examiner

FIG. 1




FIG.2

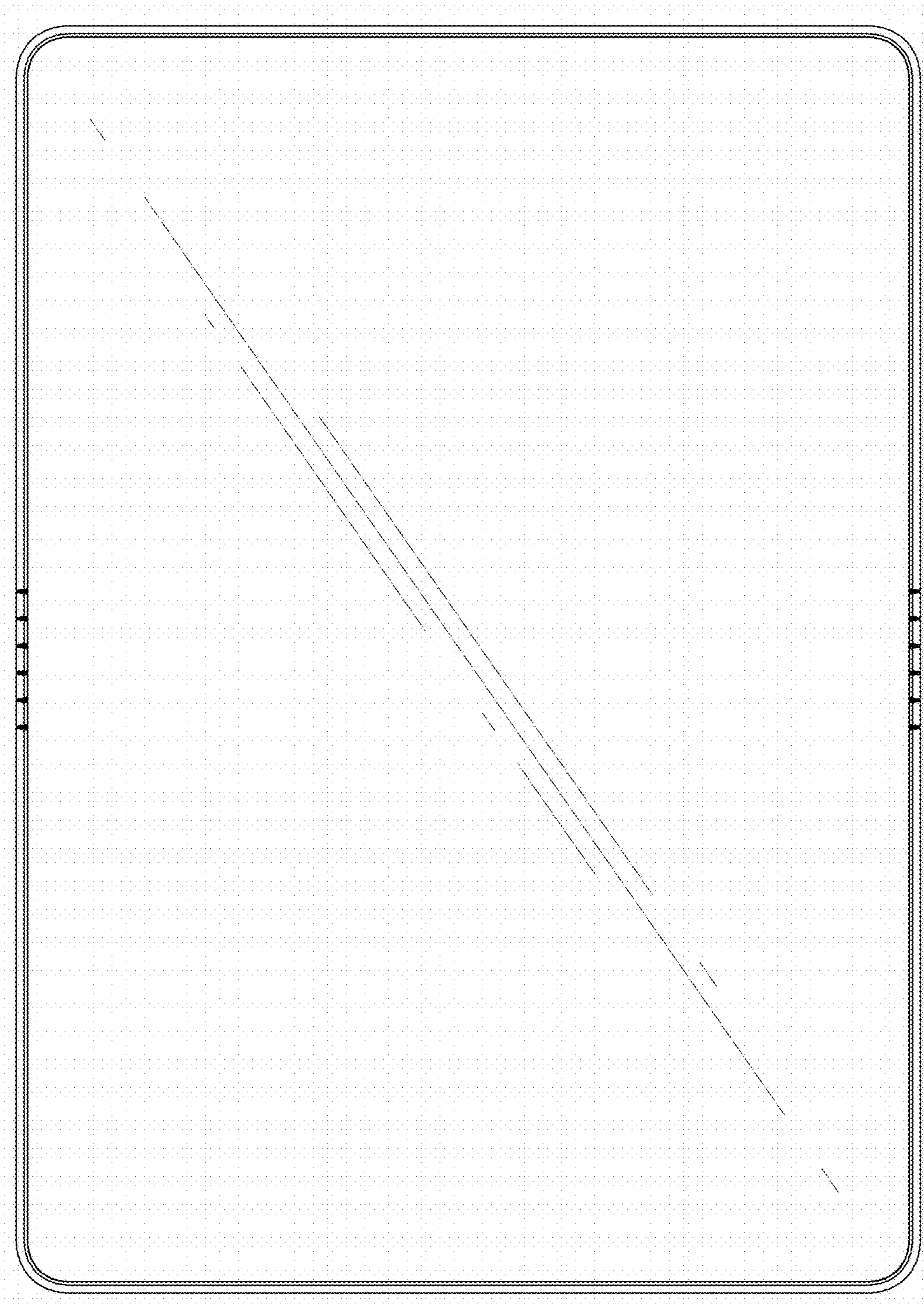


FIG.3

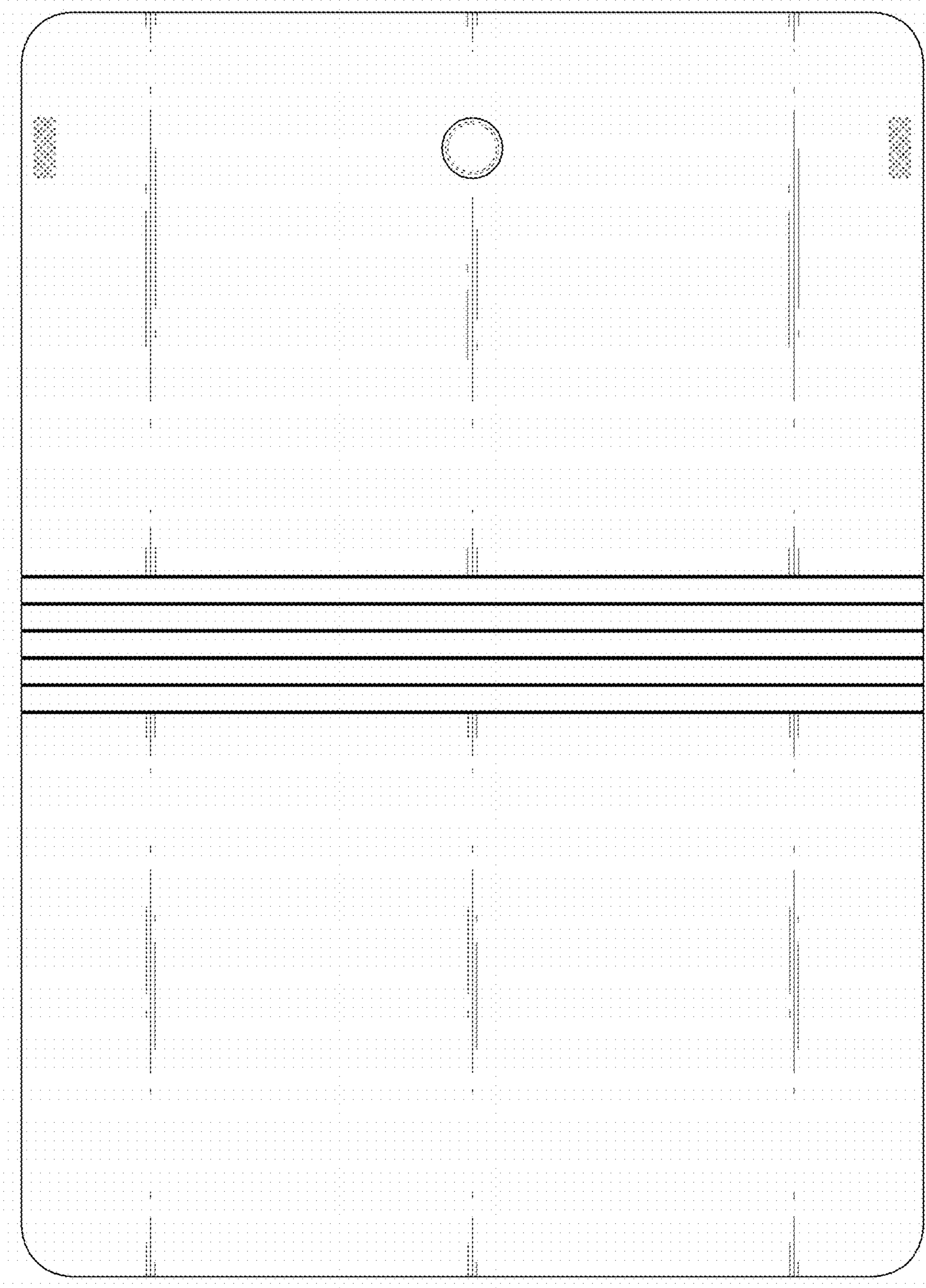




FIG.4




FIG.5

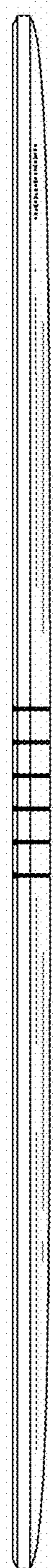


FIG.6




FIG.7

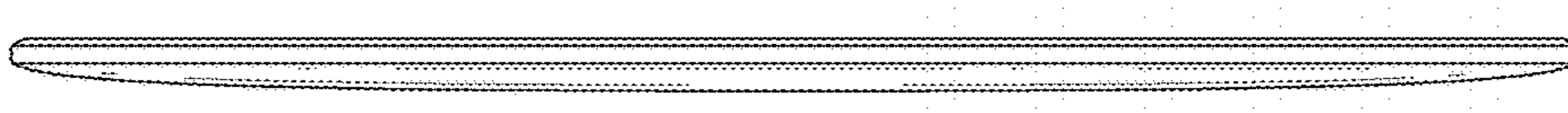


FIG.8

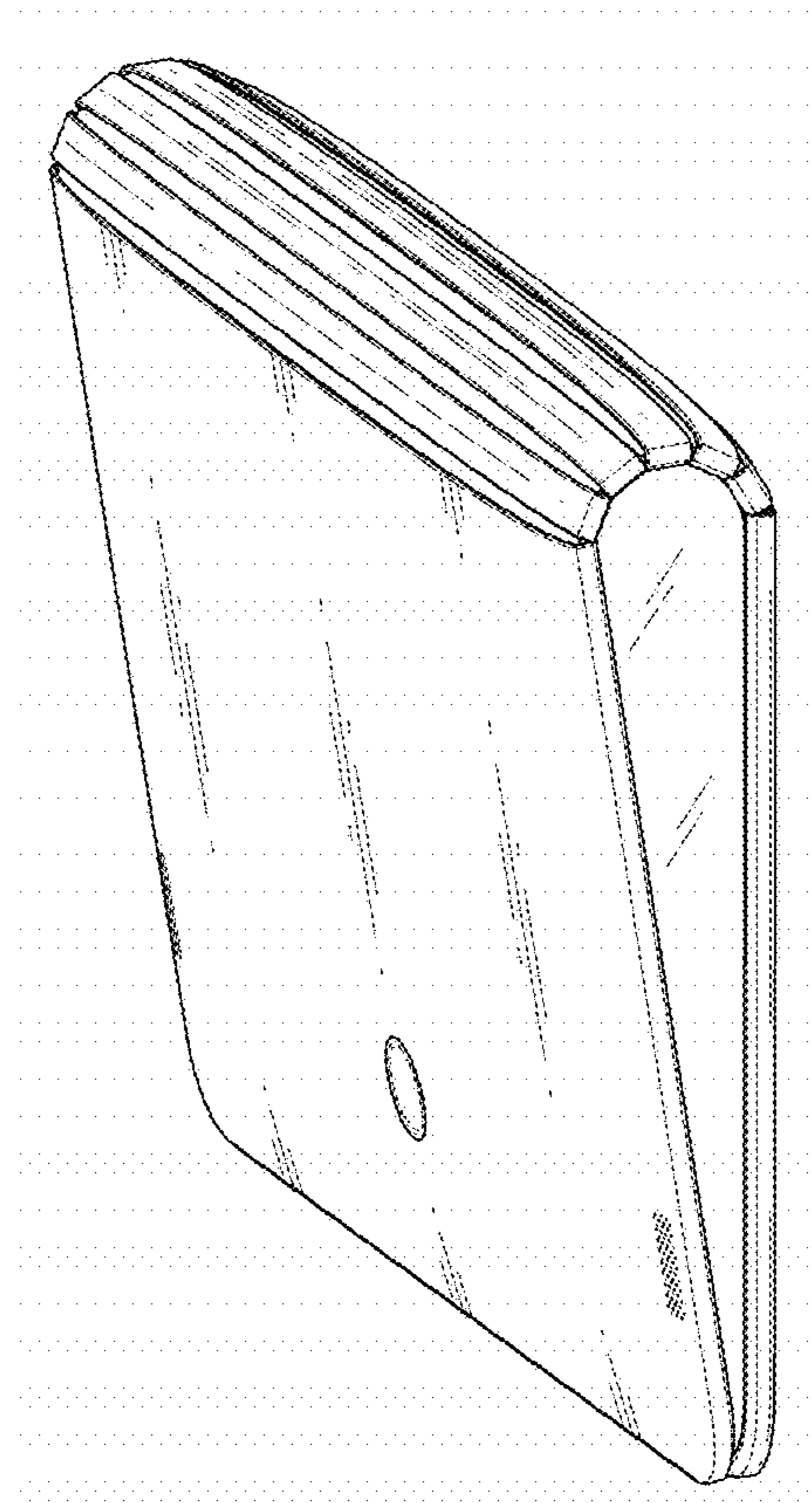




FIG.9

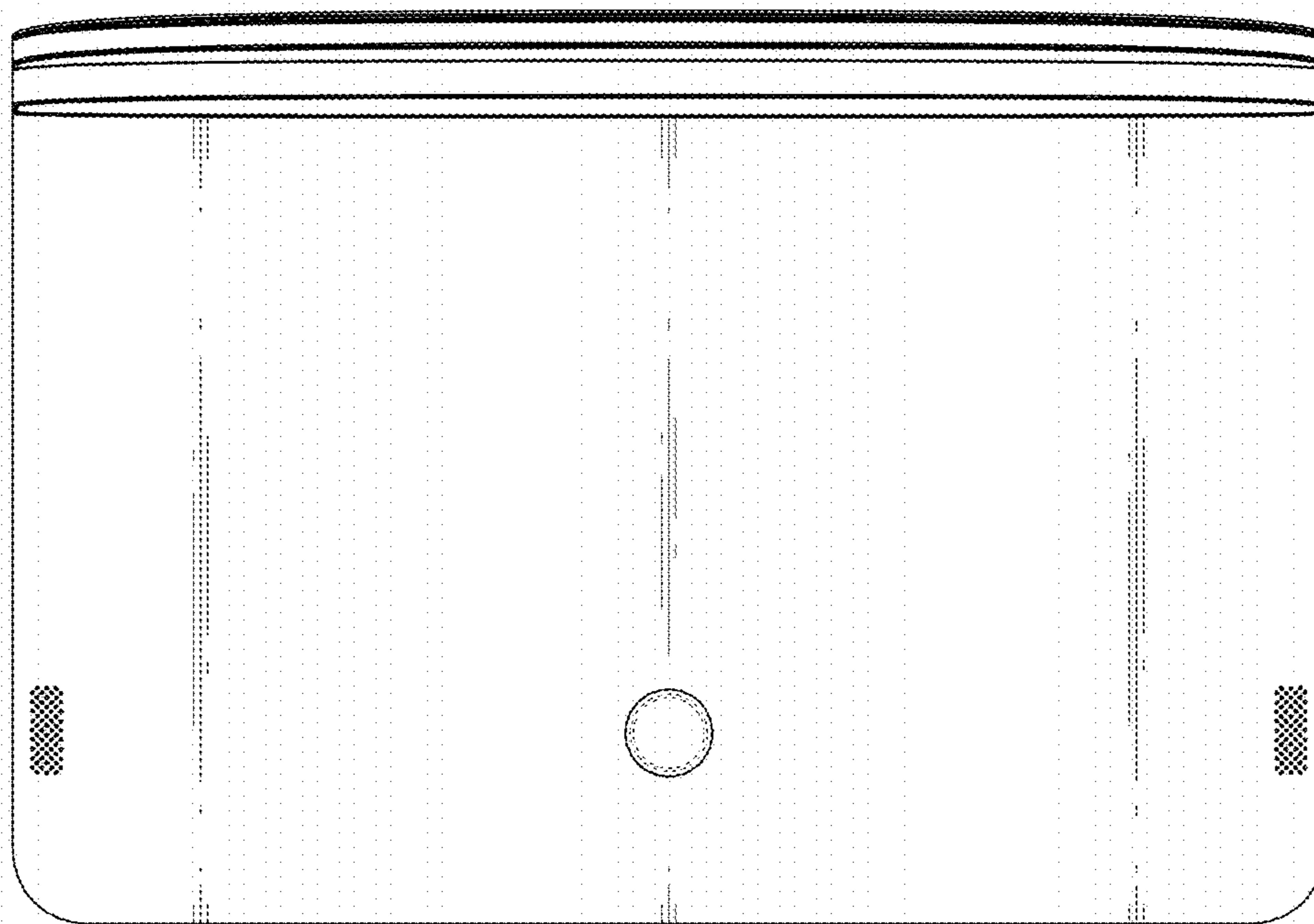


FIG.10




FIG.11

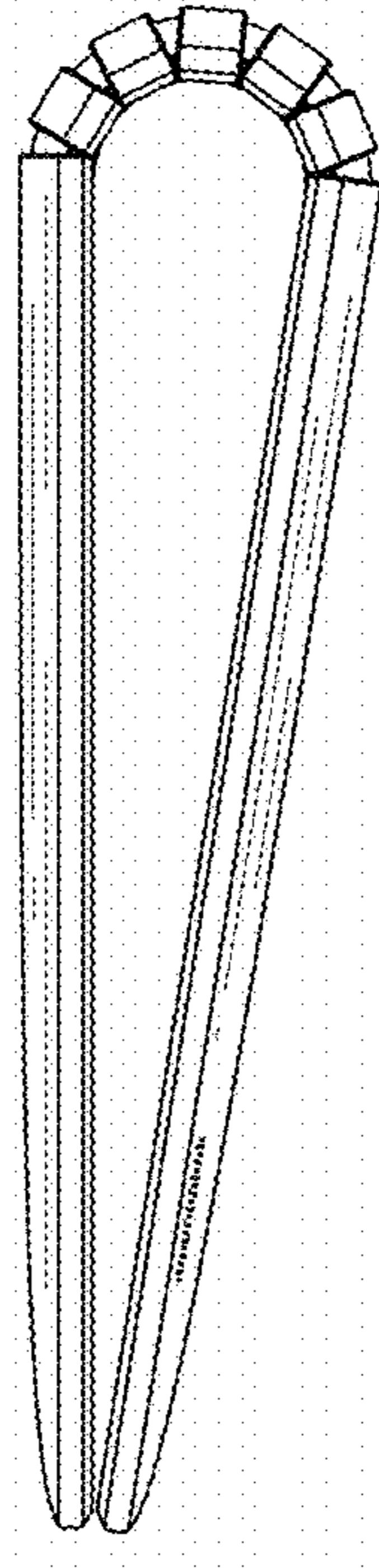


FIG.12

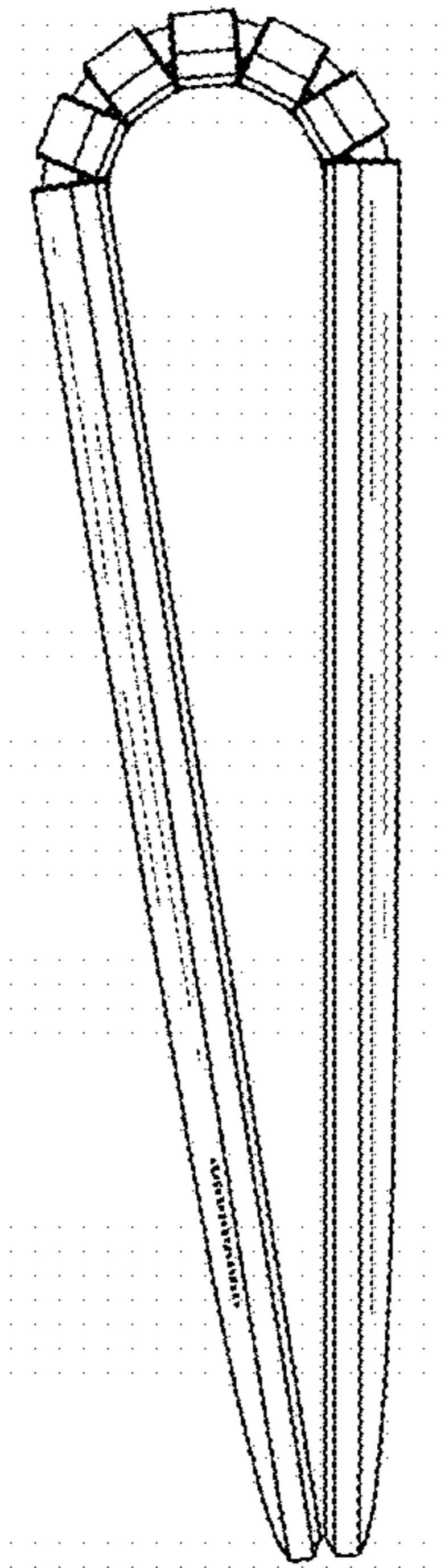


FIG.13




FIG.14

