



US00D795804S

(12) **United States Design Patent**
Hsia et al.

(10) **Patent No.:** **US D795,804 S**

(45) **Date of Patent:** **** Aug. 29, 2017**

(54) **UNINTERRUPTIBLE POWER SUPPLY AND MOBILE POWER BANK**

D480,684 S * 10/2003 Ho D13/110
D482,653 S * 11/2003 Cho D13/110
6,686,683 B2 2/2004 Ohtsuka et al.

(Continued)

(71) Applicant: **SCHNEIDER ELECTRIC IT CORPORATION**, West Kingston, RI (US)

OTHER PUBLICATIONS

(72) Inventors: **George Hsia**, Taipei (TW); **Ming Che Chan**, Taoyuan (TW); **Justin Matthew Desilva**, Blackston, MA (US)

Notification of Transmittal of the International Search Report and the Written Opinion of the International Searching Authority from corresponding PCT/US2016/012040 dated Mar. 18, 2016.

(73) Assignee: **SCHNEIDER ELECTRIC IT CORPORATION**, West Kingston, RI (US)

Primary Examiner — Derrick Holland

(74) *Attorney, Agent, or Firm* — Lando & Anastasi, LLP

(**) Term: **14 Years**

(57) **CLAIM**

The ornamental design for uninterruptible power supply and mobile power bank, as shown and described.

(21) Appl. No.: **29/513,728**

DESCRIPTION

(22) Filed: **Jan. 5, 2015**

(51) **LOC (10) Cl.** **13-02**

(52) **U.S. Cl.**
USPC **D13/110**

(58) **Field of Classification Search**
USPC D13/110, 101, 103, 107, 108; 307/23, 307/150–152; 361/600, 601, 622, 702, 361/703, 730, 796, 809; 363/141, 142; D15/149
CPC H02M 7/00; H02M 7/02; H02M 7/003; H05K 5/00; H05K 5/0017; H05K 7/00; H05K 7/1427; H05K 7/20918; H02J 9/06; H02J 9/061; H02J 7/00; H02J 7/02; H02J 7/0045; H02J 7/0054; H02J 7/0062; H01M 10/488

This application relates to U.S. patent application Ser. No. 14/589,494 entitled Uninterruptible Power Supply Having a Removable Battery, by George Hsia and Ming Che Chan, filed on even date herewith and incorporated herein by reference.

FIG. 1 is a perspective view of an uninterruptible power supply and mobile power bank showing our new design; FIG. 2 is a left side view thereof; FIG. 3 is a right side view thereof; FIG. 4 is a front view thereof; FIG. 5 is a rear view thereof; FIG. 6 is a top plan view thereof; FIG. 7 is a bottom plan view thereof; FIG. 8 is an exploded top plan view thereof; and, FIG. 9 is an exploded perspective view thereof.

A recessed channel of indeterminate length is shown broken away in FIGS. 10, 11, 16, and 17 of the drawings to indicate indeterminate length, it being understood that it has a uniform shape and appearance throughout its length. The broken lines shown in the figures are for environmental purposes only and form no part of the claimed design.

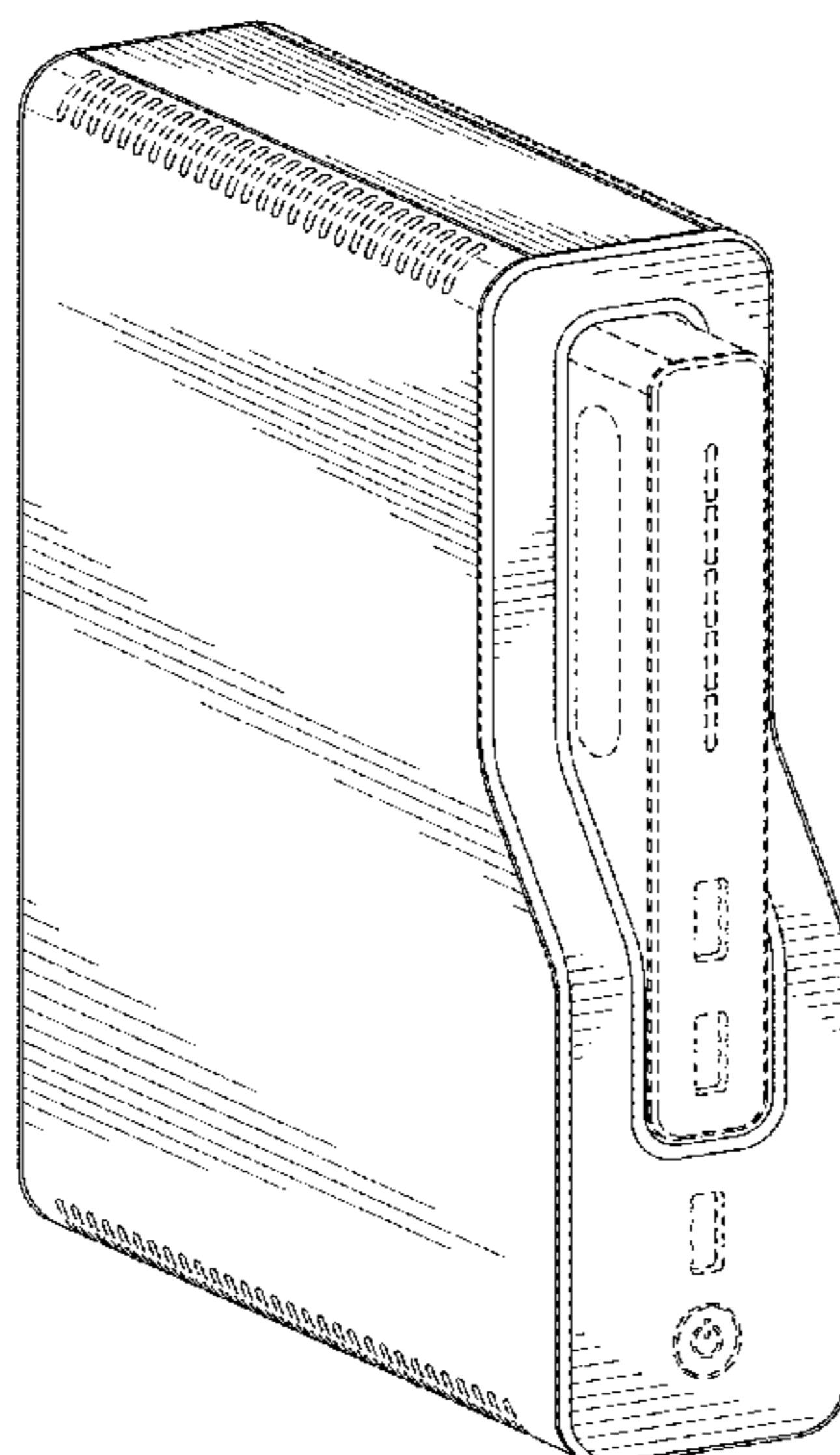
See application file for complete search history.

(56) **References Cited**

U.S. PATENT DOCUMENTS

D406,100 S * 2/1999 Murphy D13/110
6,196,851 B1 3/2001 Gerard et al.

1 Claim, 8 Drawing Sheets



(56)

References Cited

U.S. PATENT DOCUMENTS

D506,976 S * 7/2005 Dechene D13/110
6,923,676 B2 8/2005 Perry
7,202,576 B1 4/2007 Dechene et al.
7,626,356 B2 * 12/2009 Elgie H01R 31/065
320/103
D648,676 S * 11/2011 Brookshire D13/110
D661,249 S * 6/2012 Smith D13/110
D670,243 S * 11/2012 McGuire D13/110
D711,821 S * 8/2014 Wang D13/103
2005/0029984 A1 2/2005 Cheng et al.
2008/0079388 A1 4/2008 Sarnowsky et al.
2008/0116748 A1 5/2008 Yeh
2010/0088843 A1 4/2010 Reed et al.
2010/0213892 A1 8/2010 DeSanctis
2010/0244567 A1 9/2010 Brookshire et al.
2010/0264877 A1 10/2010 Ashida
2011/0076874 A1 3/2011 Fleisig
2011/0084660 A1 * 4/2011 McSweyn H01R 13/6675
320/111
2011/0148197 A1 6/2011 Hernandez et al.
2011/0304211 A1 12/2011 Peterson et al.
2013/0033223 A1 2/2013 Liu
2014/0111143 A1 4/2014 Sells et al.
2015/0015075 A1 1/2015 Toya et al.
2015/0061385 A1 3/2015 Nommensen et al.
2015/0171386 A1 * 6/2015 Yang H01M 2/1022
429/163
2015/0207351 A1 7/2015 Hamburgers et al.
2016/0197504 A1 7/2016 Hsia et al.

* cited by examiner

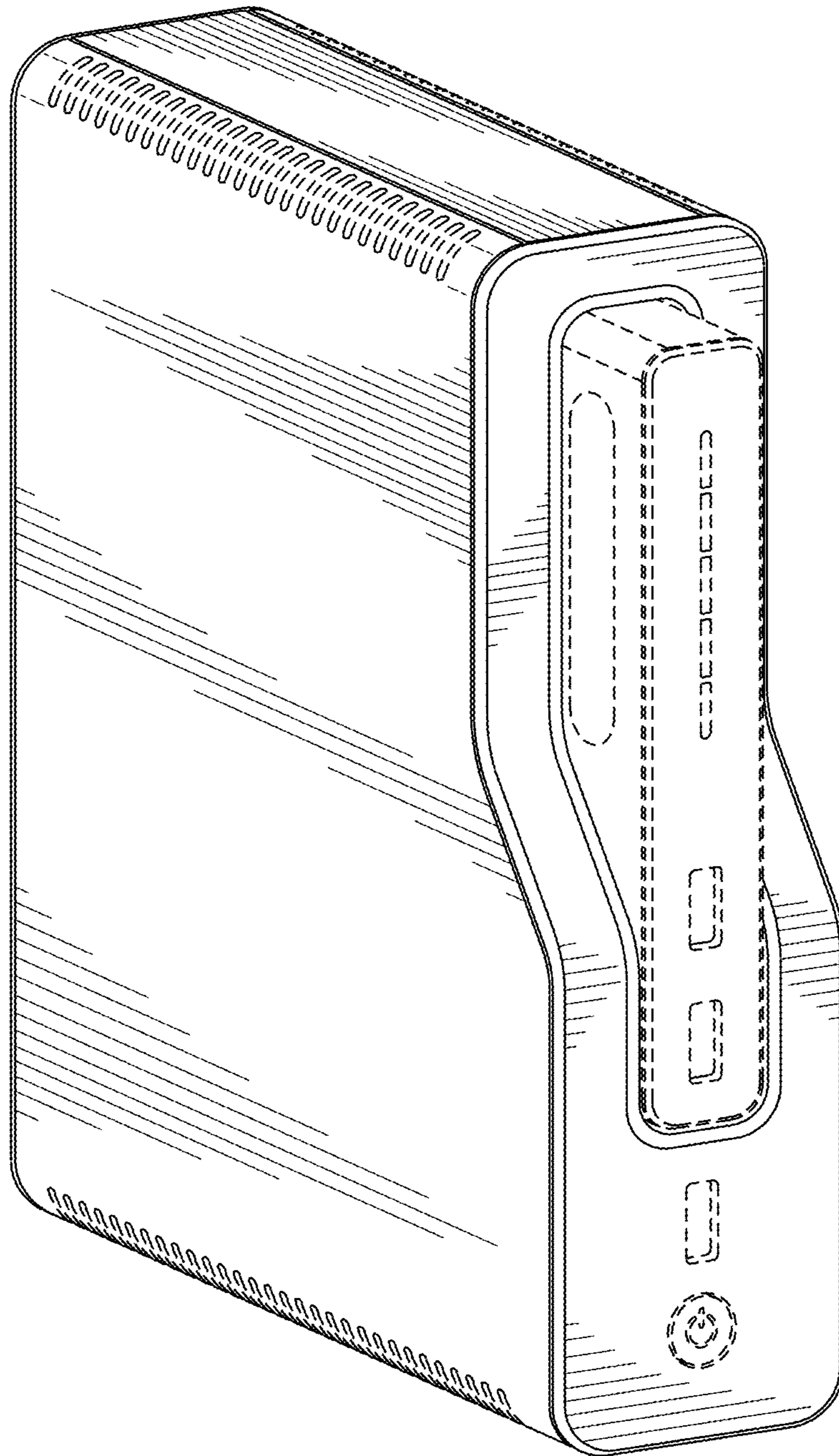


FIG. 1

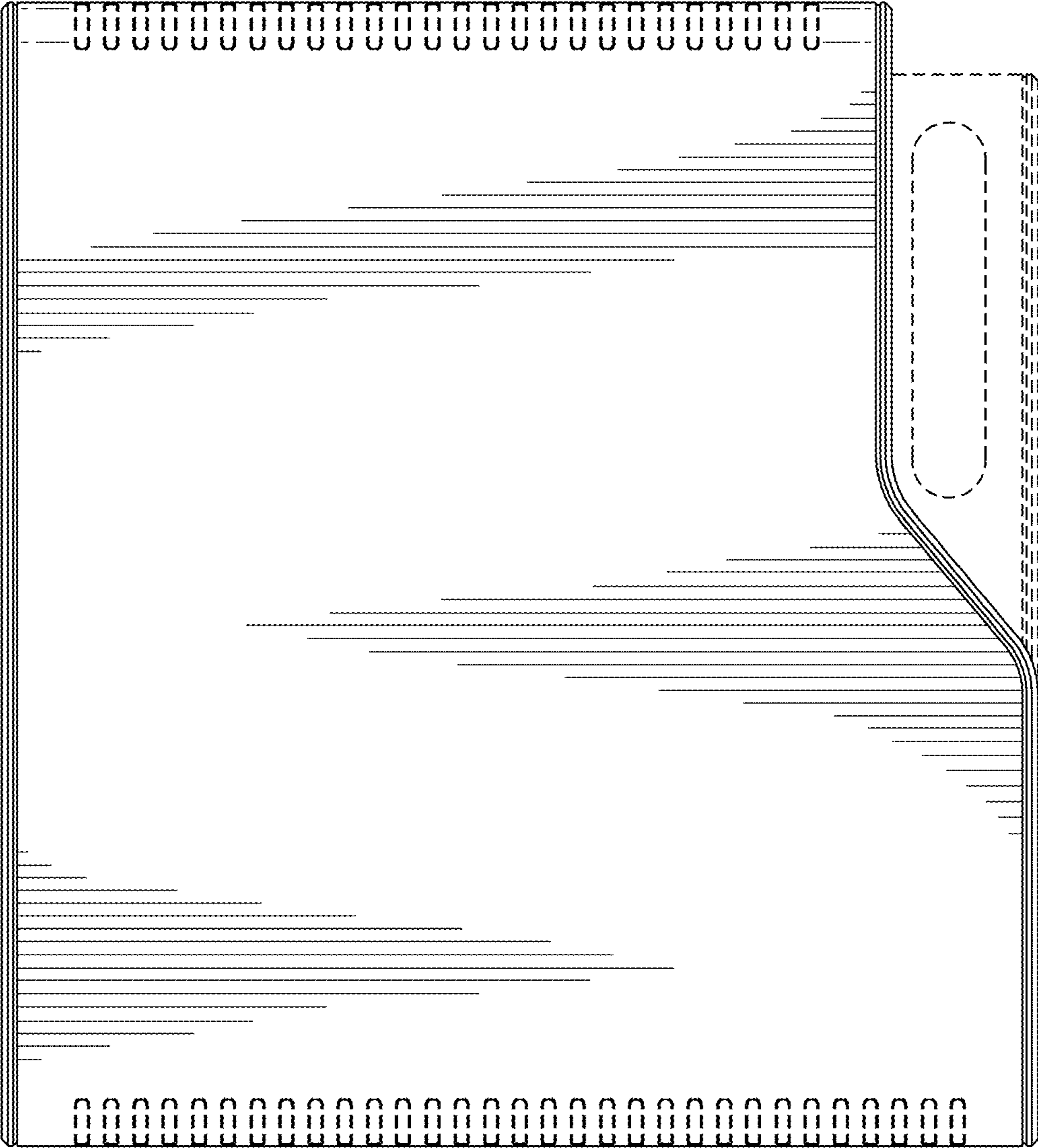


FIG. 2

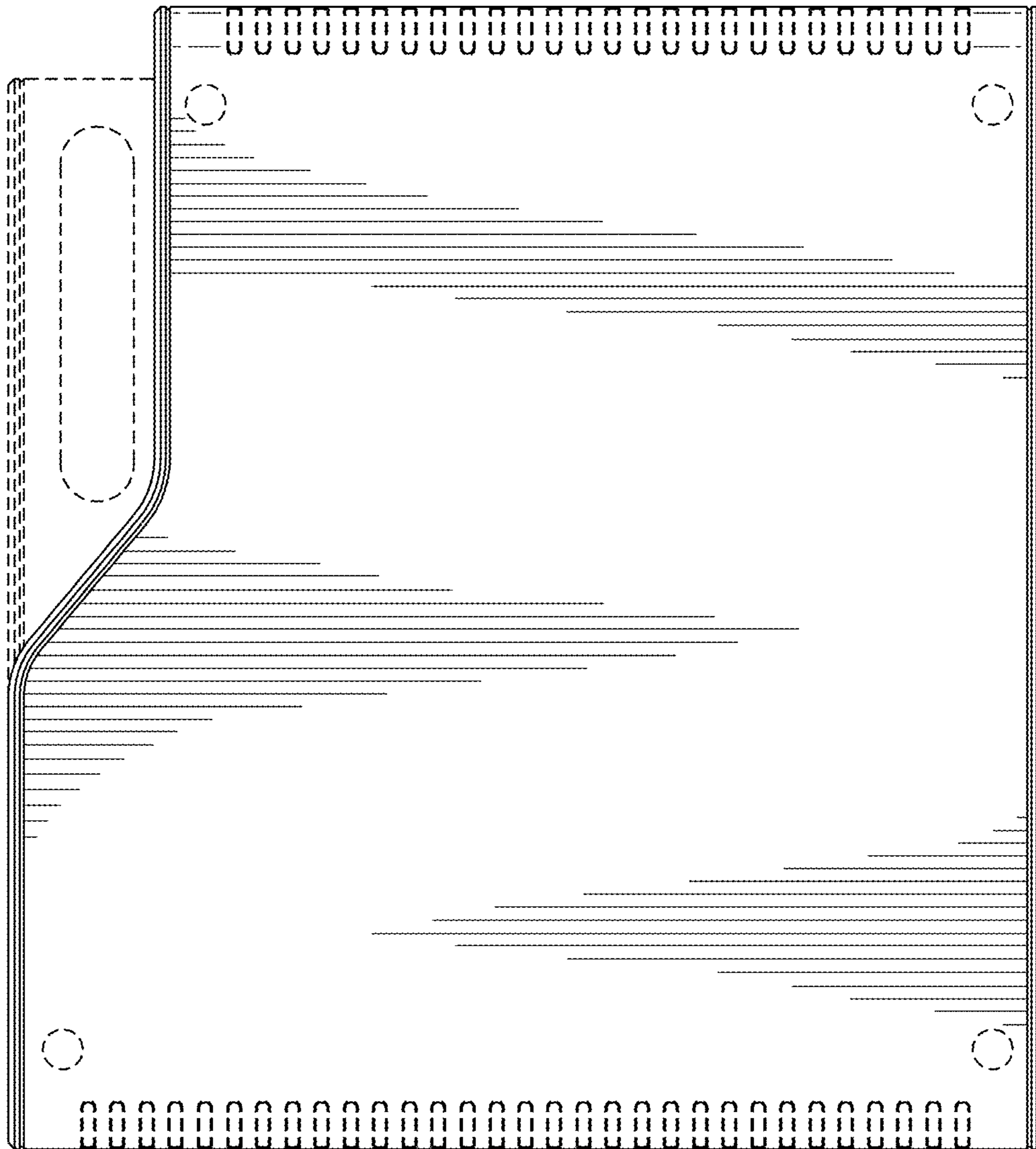


FIG. 3

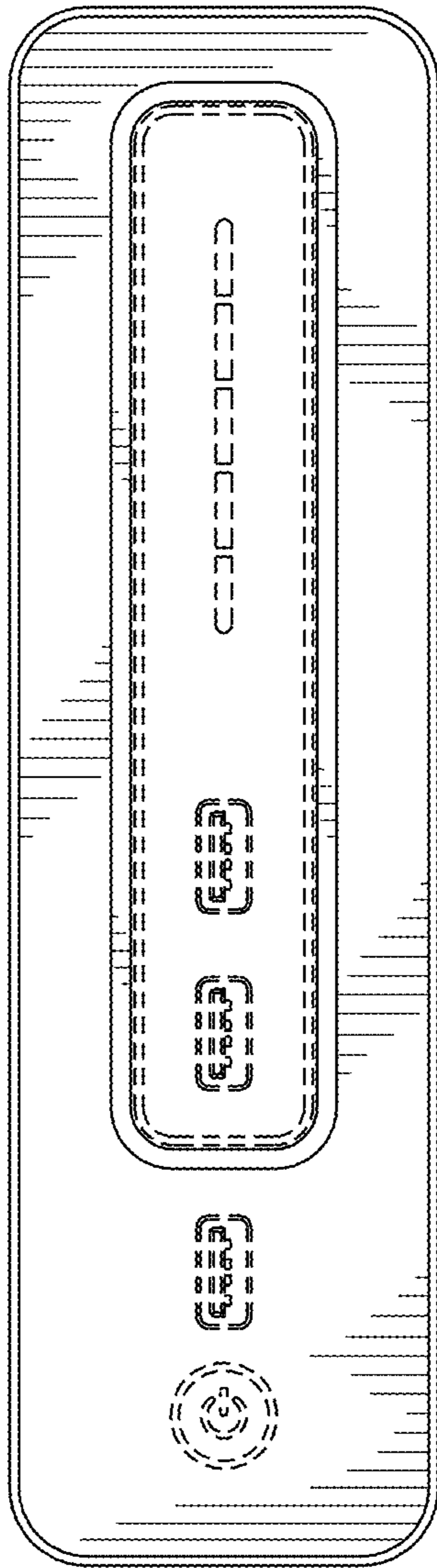


FIG. 4

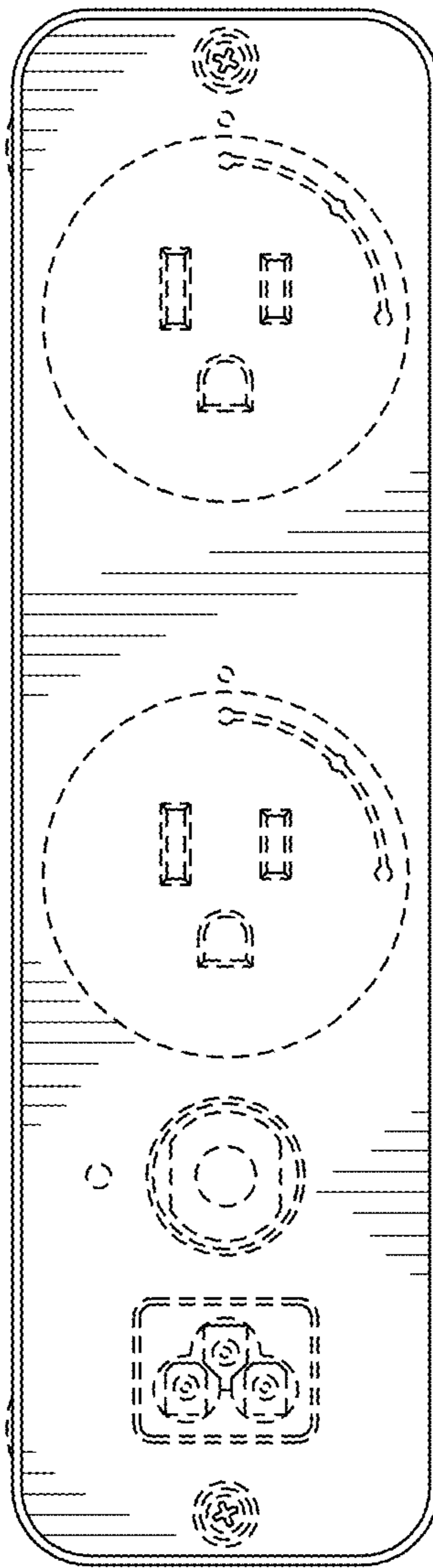


FIG. 5

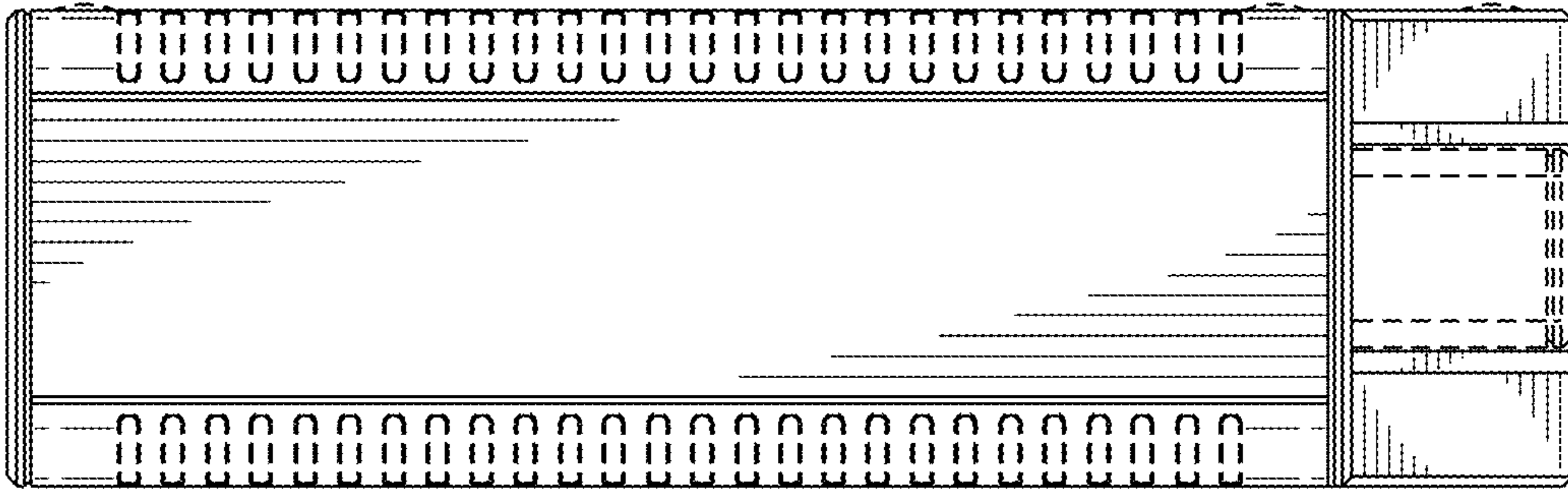


FIG. 6




FIG. 7

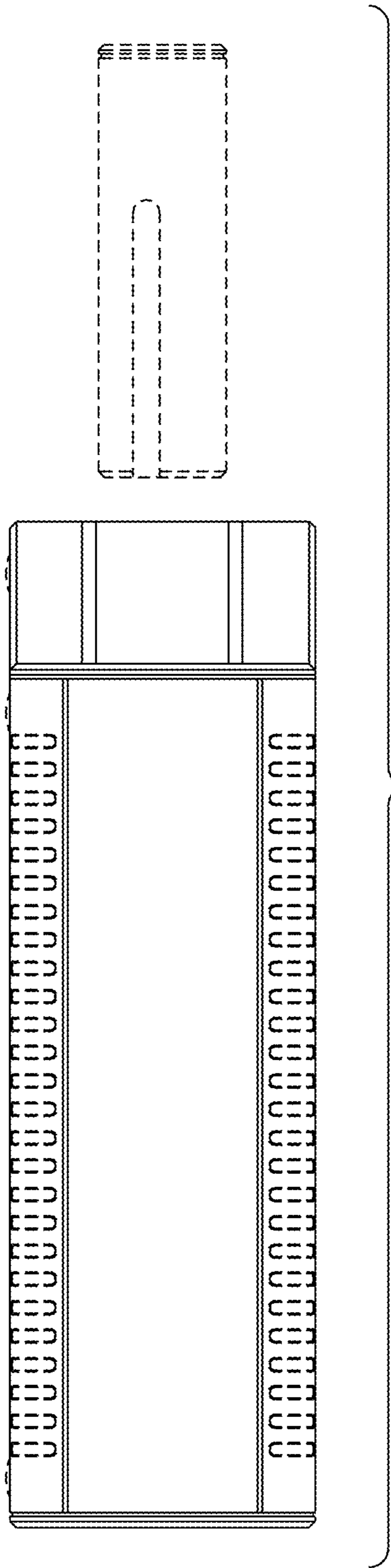


FIG. 8

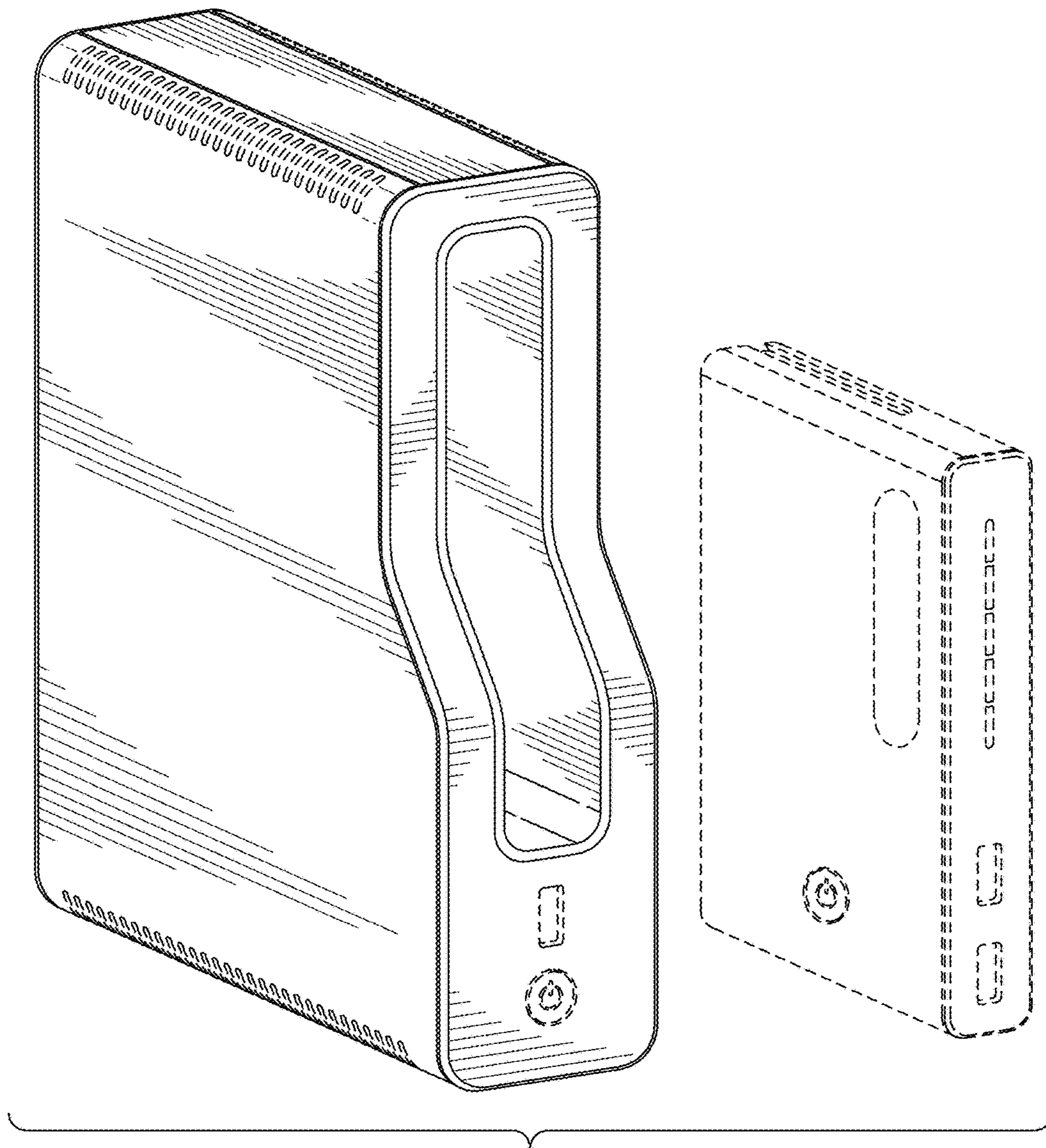


FIG. 9

UNITED STATES PATENT AND TRADEMARK OFFICE
CERTIFICATE OF CORRECTION

PATENT NO. : D795,804 S
APPLICATION NO. : 29/513728
DATED : August 29, 2017
INVENTOR(S) : George Hsia et al.

Page 1 of 1

It is certified that error appears in the above-identified patent and that said Letters Patent is hereby corrected as shown below:

On the Title Page

Please remove the last two sentences of item (57).

Signed and Sealed this
Thirty-first Day of October, 2017



Joseph Matal

*Performing the Functions and Duties of the
Under Secretary of Commerce for Intellectual Property and
Director of the United States Patent and Trademark Office*