



US00D795801S

(12) **United States Design Patent** (10) **Patent No.:** **US D795,801 S**
Fletcher et al. (45) **Date of Patent:** **** Aug. 29, 2017**

(54) **BATTERY PACK**

(71) Applicant: **3M INNOVATIVE PROPERTIES COMPANY**, St. Paul, MN (US)

(72) Inventors: **Douglas D. Fletcher**, Woodbury, MN (US); **Oscar M. Hemberg**, Dalarö (SE); **Eric O. Hemberg**, Shatin (HK)

(73) Assignee: **3M INNOVATIVE PROPERTIES COMPANY**, St. Paul, MN (US)

(**) Term: **15 Years**

(21) Appl. No.: **29/569,456**

(22) Filed: **Jun. 28, 2016**

(51) **LOC (10) Cl.** **13-02**

(52) **U.S. Cl.**
USPC **D13/103**

(58) **Field of Classification Search**
USPC D13/102–110, 118–119, 184; D14/251, D14/253, 432, 434
CPC Y02E 60/12; Y02E 60/122; Y02E 60/124; Y02E 60/50; H01M 2/02; H01M 2/022; H01M 2/0202; H01M 2/0207; H01M 2/0212; H01M 2/1061; H01M 2/1022; H01M 2/1055; H01M 2/1066; H01M 2/105; H01M 2/204; H01M 10/4257; H01M 10/0436; H01M 10/48
See application file for complete search history.

(56) **References Cited**

U.S. PATENT DOCUMENTS

D384,032 S * 9/1997 Lui D13/103
D417,860 S * 12/1999 Lau D13/103

D503,673 S * 4/2005 Rosengrant D13/103
D508,018 S * 8/2005 Yokota D13/103
D516,502 S * 3/2006 Small D13/103
D570,772 S * 6/2008 Mahaffey D13/110
D591,231 S * 4/2009 Wung D13/103
D592,131 S * 5/2009 Heinzen D13/103
D594,403 S * 6/2009 Yang D13/103
D686,981 S * 7/2013 Koyabu D13/103
D699,182 S * 2/2014 Chun D13/108
D727,254 S * 4/2015 Kinoshita D13/103
D768,586 S * 10/2016 Christianson D10/106.1

* cited by examiner

Primary Examiner — Rosemary K Tarca

Assistant Examiner — Alison Ofstun

(74) *Attorney, Agent, or Firm* — Irina Hass

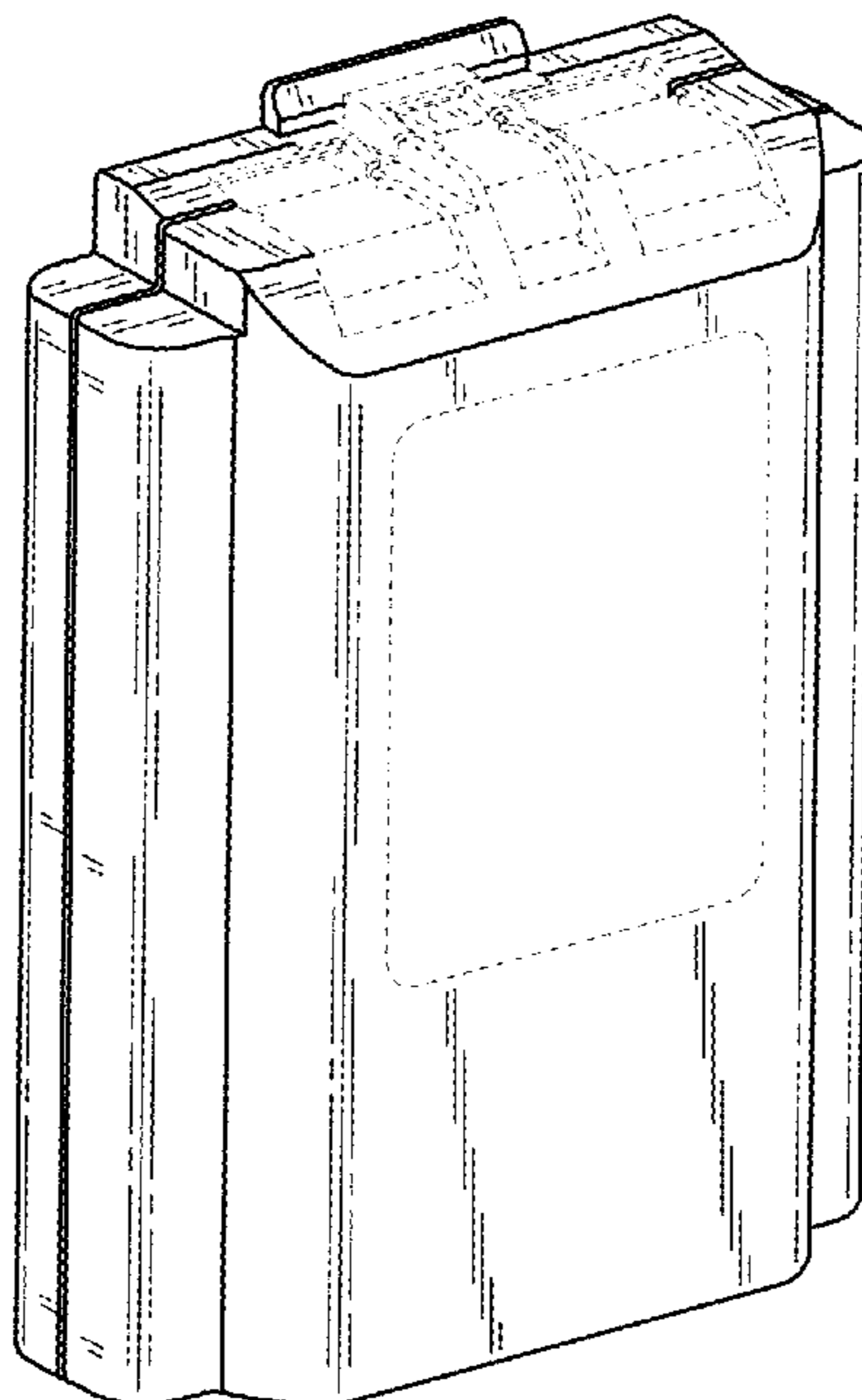
(57) **CLAIM**

The ornamental design for a battery pack, as shown and described.

DESCRIPTION

FIG. 1 is a perspective view showing the new design for a battery pack;
FIG. 2 is a front view thereof;
FIG. 3 is a rear view thereof;
FIG. 4 is a left side view thereof, a right side view being a mirror image thereof;
FIG. 5 is a top view thereof; and,
FIG. 6 is a bottom view thereof.
The portions of the battery pack in FIGS. 1-5 shown in broken lines are included to show features that form no part of the claimed design.

1 Claim, 2 Drawing Sheets



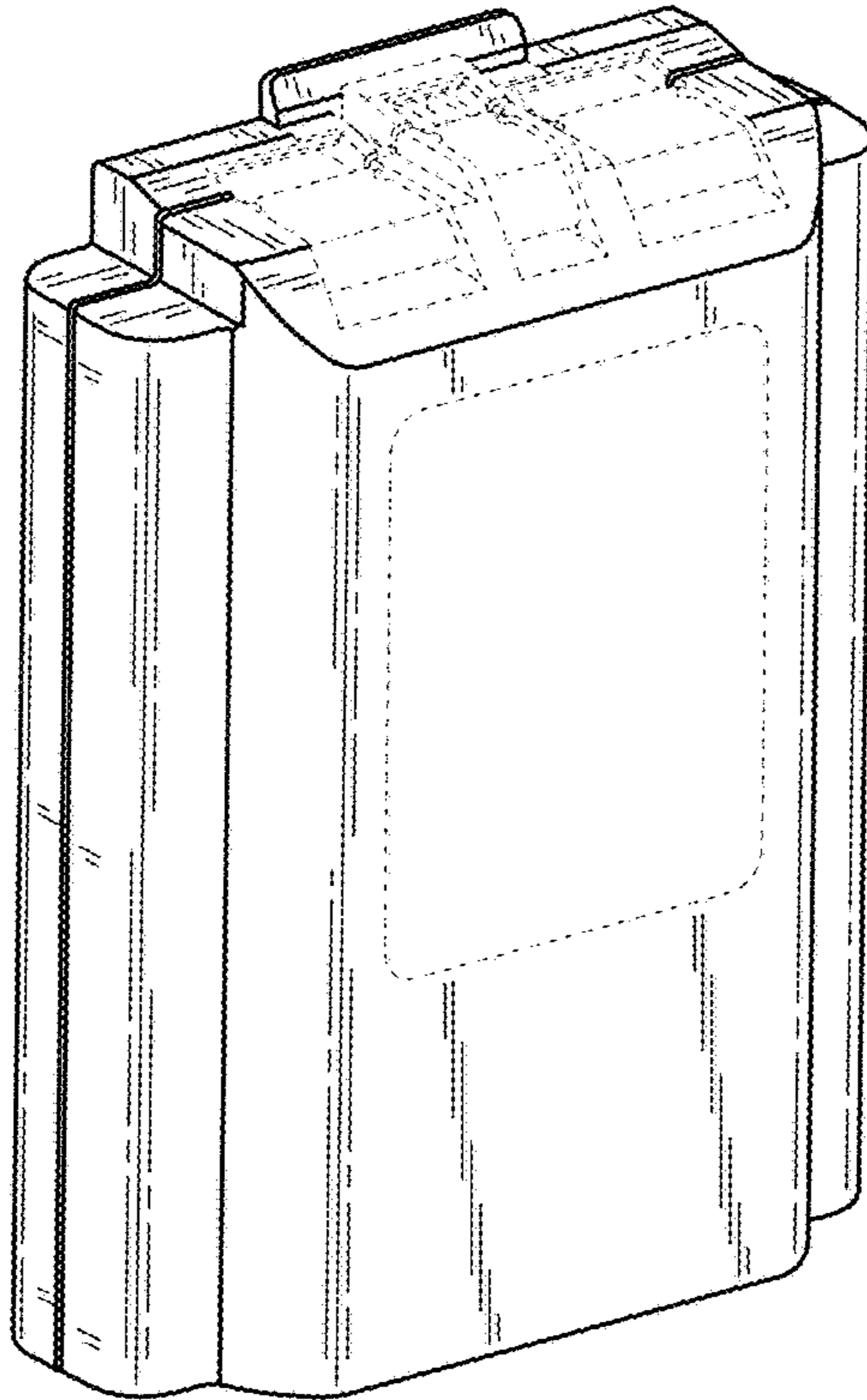


Fig. 1

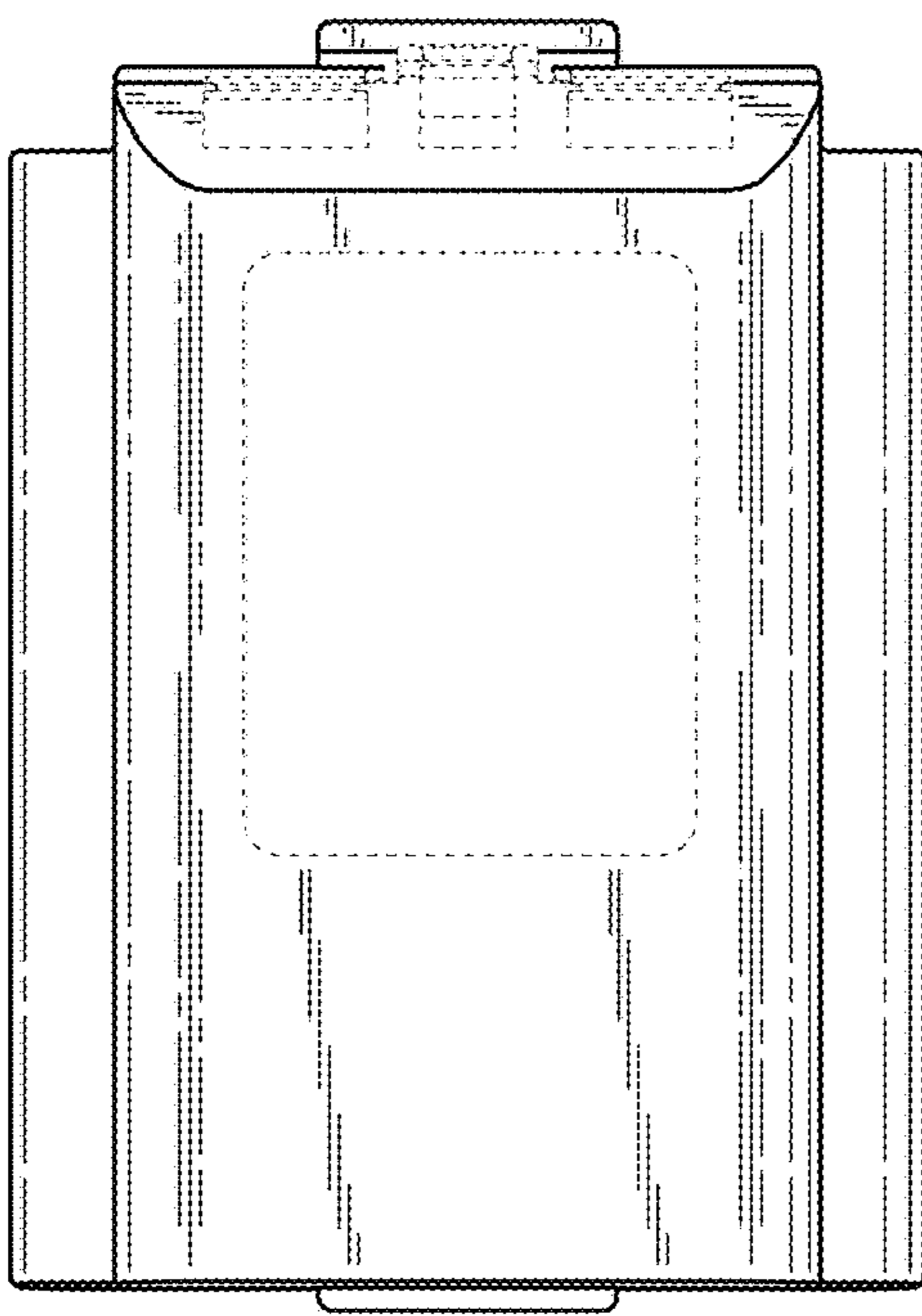


Fig. 2

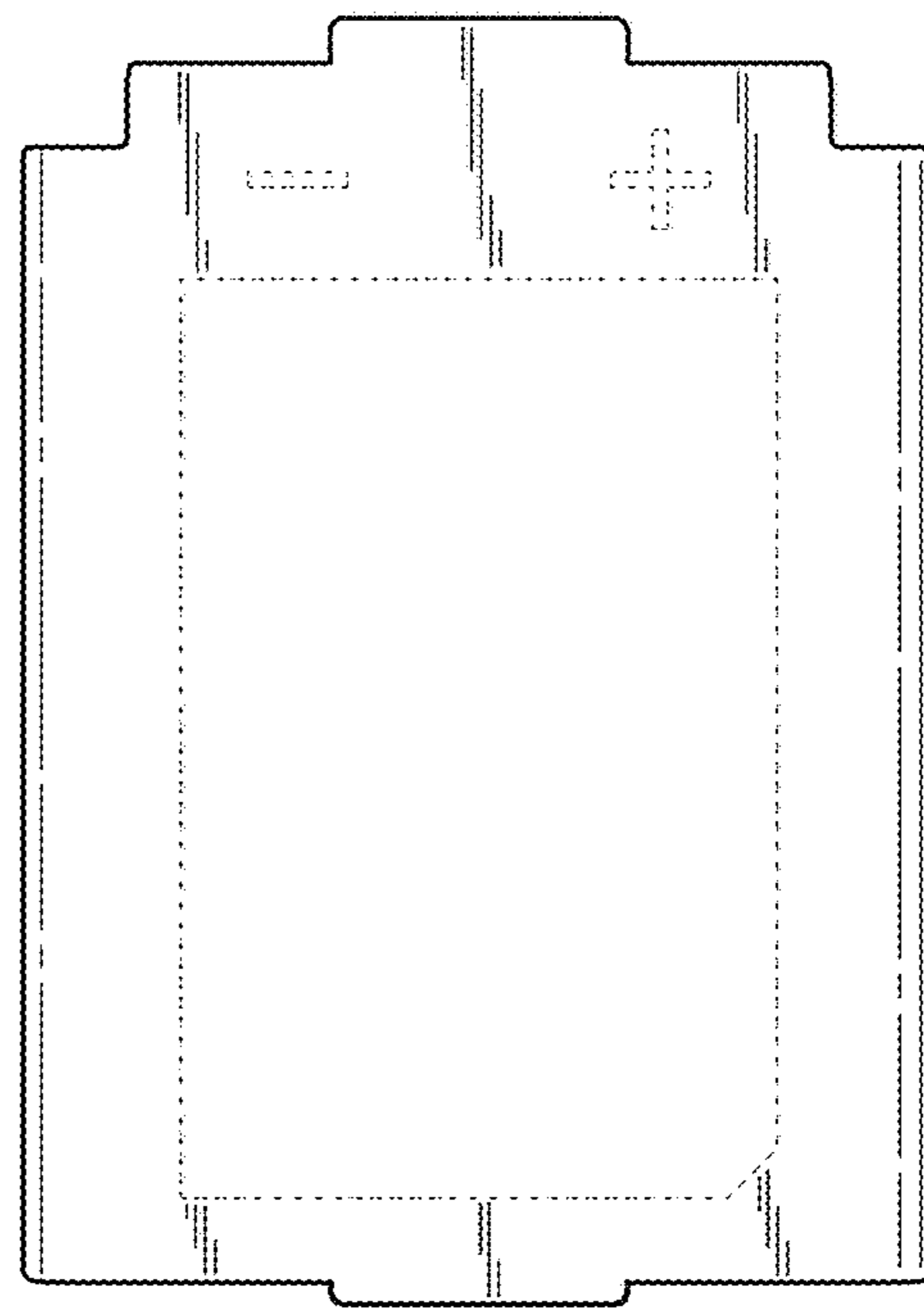


Fig. 3

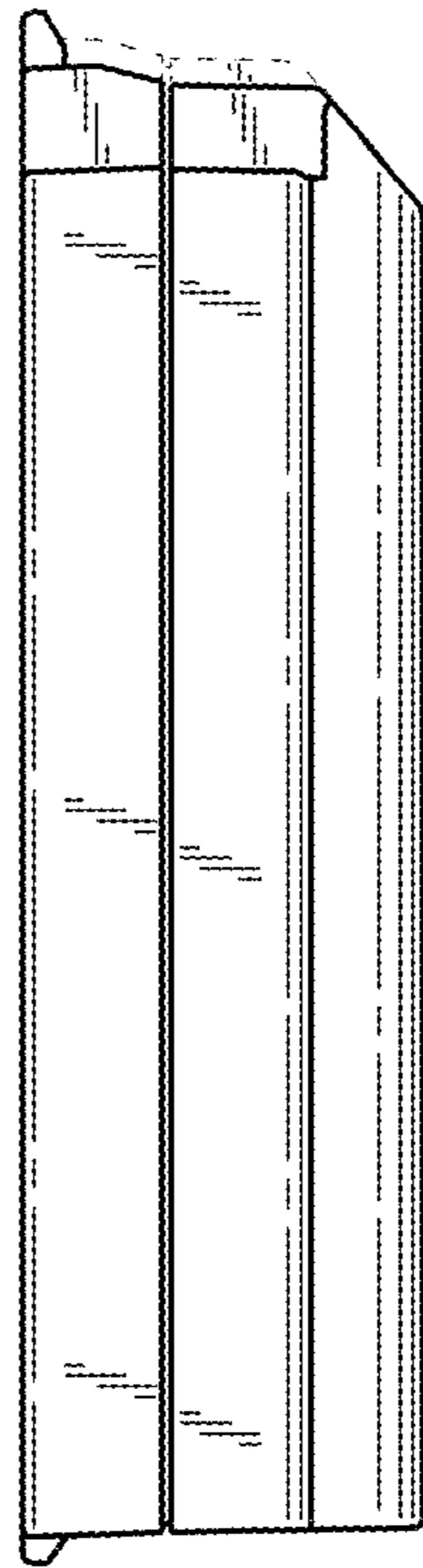


Fig. 4

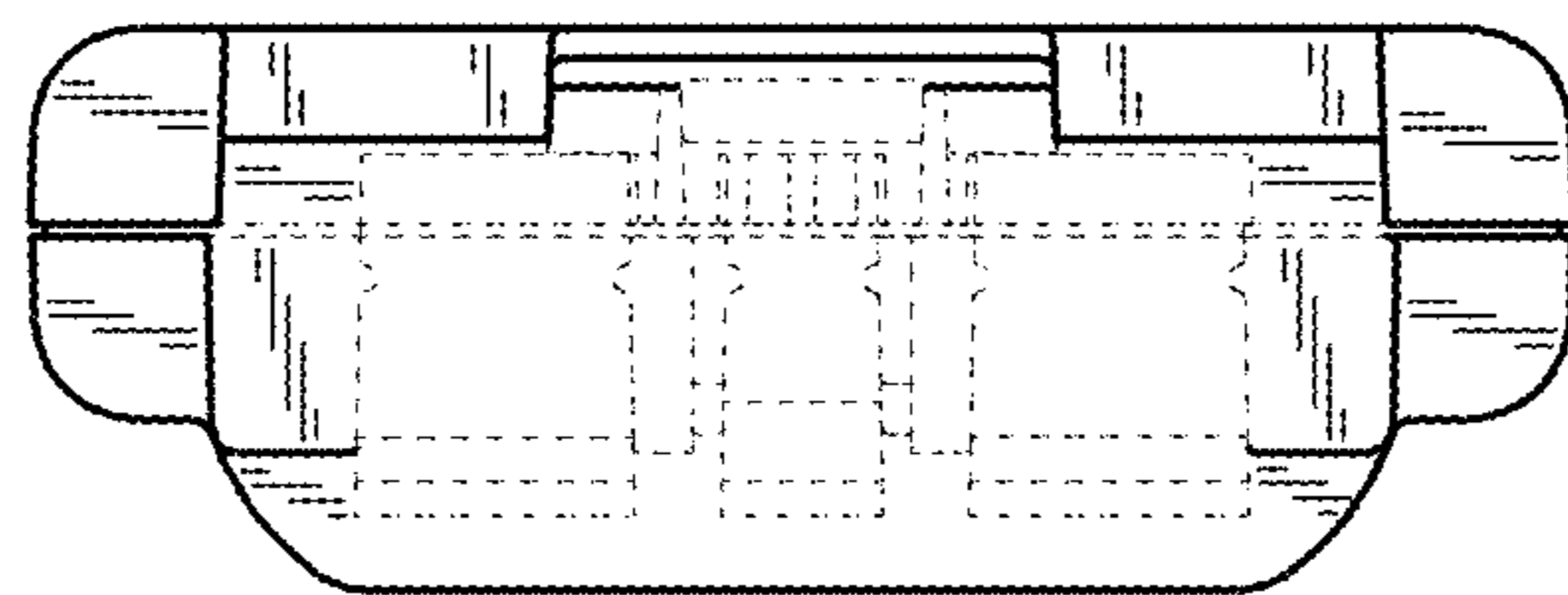


Fig. 5




Fig. 6