



US00D795795S

(12) **United States Design Patent**  
**Robbins**

(10) **Patent No.:** **US D795,795 S**

(45) **Date of Patent:** **\*\* Aug. 29, 2017**

(54) **TIRE TREAD**

(71) Applicant: **COOPER TIRE & RUBBER COMPANY**, Findlay, OH (US)

(72) Inventor: **Bryan D. Robbins**, Findlay, OH (US)

(73) Assignee: **COOPER TIRE & RUBBER COMPANY**, Findlay, OH (US)

(\*\*) Term: **15 Years**

(21) Appl. No.: **29/571,604**

(22) Filed: **Jul. 20, 2016**

(51) **LOC (10) Cl.** ..... **12-15**

(52) **U.S. Cl.**  
USPC ..... **D12/596**; D12/579; D12/605

(58) **Field of Classification Search**  
USPC ..... D12/579, 596, 597, 599, 600, 602, 603, D12/604  
CPC . B60C 11/03; B60C 11/0306; B60C 11/0311; B60C 11/0323; B60C 2011/0344; B60C 2011/0346; B60C 2011/0374  
See application file for complete search history.

(56) **References Cited**

U.S. PATENT DOCUMENTS

D299,332 S	*	1/1989	Carretta	.....	D12/602
D348,033 S		6/1994	Croissant		
D354,025 S		1/1995	McKisson		
D385,520 S	*	10/1997	Scheuren	.....	D12/602
D386,470 S		11/1997	Scheuren et al.		
D422,950 S		4/2000	Williams		
D444,426 S		7/2001	Marazzi et al.		
D511,738 S		11/2005	Maxwell		
D516,013 S		2/2006	Miller et al.		
D527,339 S		8/2006	Lassan et al.		
D548,172 S		8/2007	Dixon et al.		
D548,173 S		8/2007	Herbeuval et al.		
D558,664 S		1/2008	Herbeuval et al.		

D573,531 S		7/2008	Lee et al.		
D578,956 S		10/2008	Dixon et al.		
D593,485 S	*	6/2009	Davidson, Jr.	.....	D12/579
D595,641 S	*	7/2009	Carter	.....	D12/579
D606,928 S	*	12/2009	Song	.....	D12/579
D610,071 S	*	2/2010	Song	.....	D12/579
D622,211 S		8/2010	Maus et al.		
D627,708 S		11/2010	Carter et al.		
D633,032 S		2/2011	Su		
D641,314 S		7/2011	Strader et al.		
D649,927 S		12/2011	Cerny		
D656,890 S		4/2012	Rittweger		
D661,639 S		6/2012	Carter et al.		
D667,362 S		9/2012	Hughes et al.		
D686,566 S		7/2013	Maus et al.		
D700,130 S		2/2014	Chen		
D710,296 S		8/2014	Bani Hani et al.		
D720,284 S		12/2014	Lo		
D730,272 S		5/2015	Fleckner		
D732,463 S		6/2015	Petr et al.		

(Continued)

Primary Examiner — Robert M Spear

(74) Attorney, Agent, or Firm — Fay Sharpe LLP

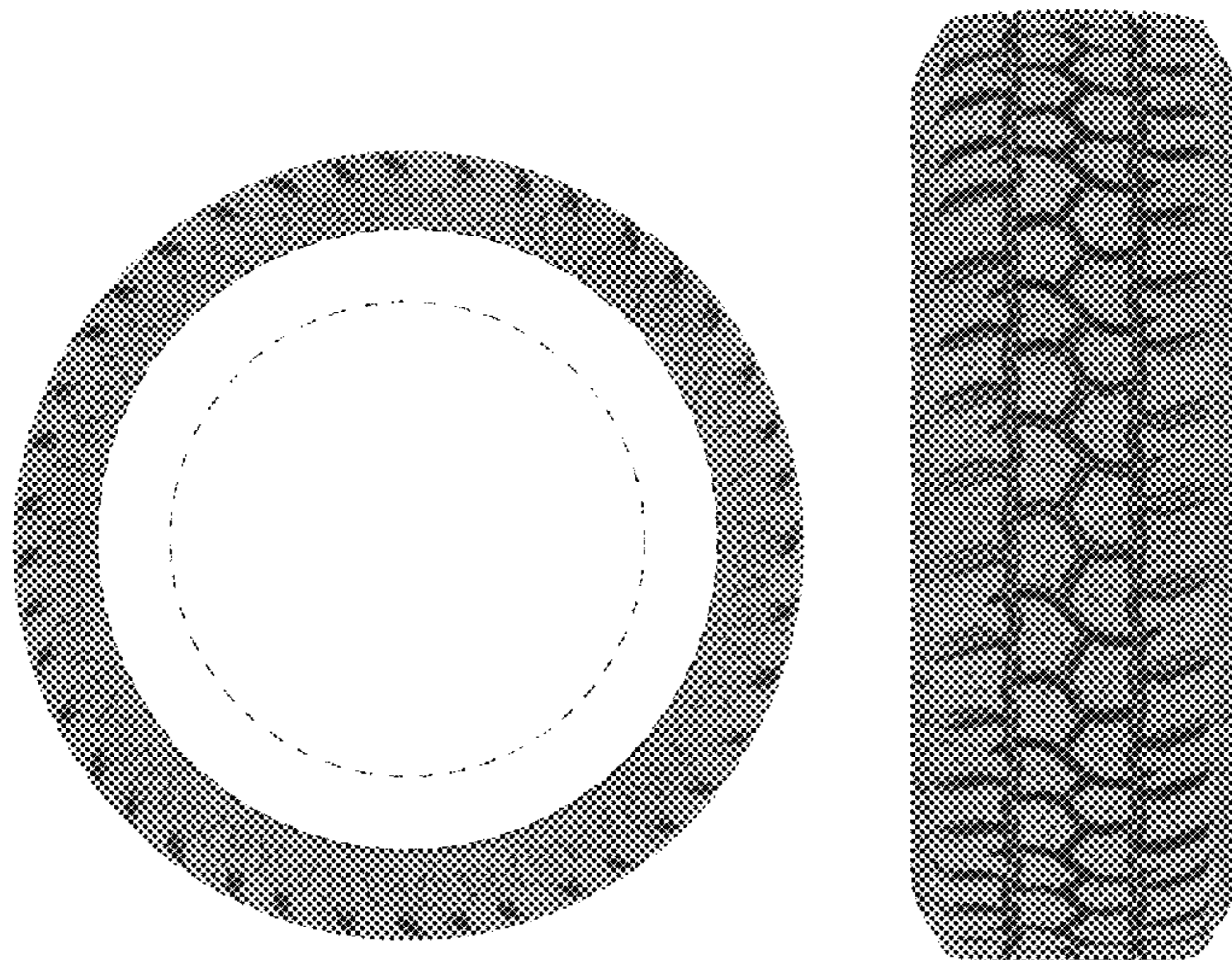
(57) **CLAIM**

The ornamental design for a tire tread, as shown and described.

**DESCRIPTION**

FIG. 1 is a perspective view of a tire tread of the present application;  
FIG. 2 is a side view thereof (and the other side view is the same); and,  
FIG. 3 is a front view thereof.  
The broken line showings of the sidewall, inner bead, and the peripheral boundary between the tire tread and the sidewall, are included for the purpose of illustrating environment and form no part of the claimed tire tread. The tread pattern is understood to repeat throughout the circumference of the tire.

**1 Claim, 3 Drawing Sheets**



(56)

**References Cited**

U.S. PATENT DOCUMENTS

D744,414 S	12/2015	Hutz et al.	
D744,939 S	12/2015	Hutz et al.	
D748,047 S	1/2016	Schuessler	
D753,055 S	4/2016	Sato	
D763,176 S *	8/2016	Umstot .....	D12/579

\* cited by examiner



FIG. 1

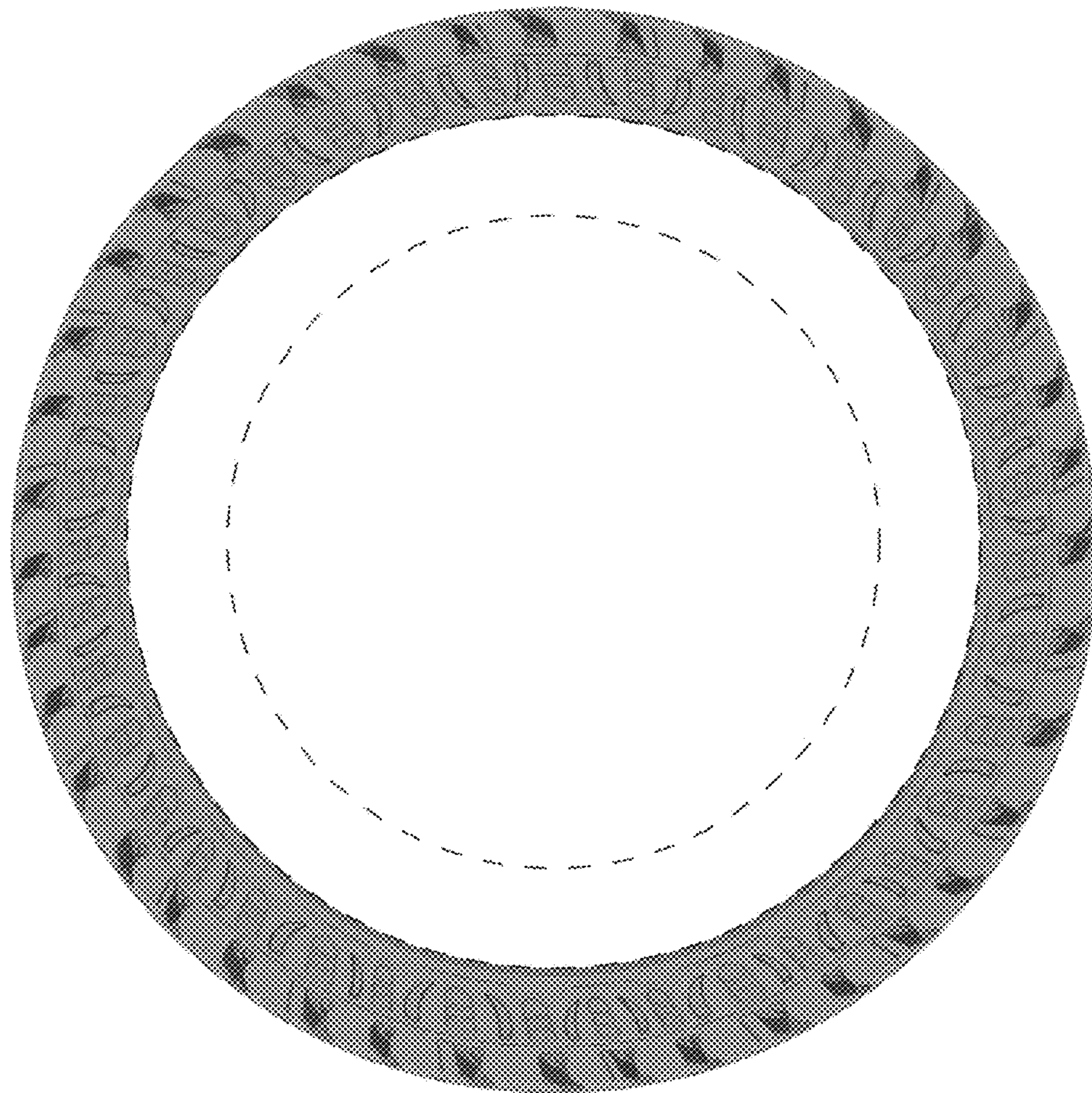


FIG. 2




FIG. 3