



US00D795793S

(12) **United States Design Patent**
Schoeppner et al.

(10) **Patent No.:** **US D795,793 S**

(45) **Date of Patent:** **** Aug. 29, 2017**

(54) **TIRE**

(71) Applicant: **The Goodyear Tire & Rubber Company**, Akron, OH (US)

(72) Inventors: **Nicholas Thomas Schoeppner**, Cuyahoga Falls, OH (US); **Michael Richard Crano**, Wadsworth, OH (US); **Cameron Stuart Nixon**, Stow, OH (US)

(73) Assignee: **The Goodyear Tire & Rubber Company**, Akron, OH (US)

(**) Term: **15 Years**

(21) Appl. No.: **29/573,183**

(22) Filed: **Aug. 3, 2016**

(51) **LOC (10) Cl.** **12-15**

(52) **U.S. Cl.**
USPC **D12/523**

(58) **Field of Classification Search**
USPC D12/519, 521-523, 531-532
CPC B60C 1/0016; B60C 3/06; B60C 9/17;
B60C 11/0306; B60C 11/0302; B60C
11/11; B60C 2011/0346; B60C
2011/0365; B60C 2011/0369; B60C
2011/0381

See application file for complete search history.

(56) **References Cited**

U.S. PATENT DOCUMENTS

D346,142 S	4/1994	Consolacion et al.	D12/147
D422,246 S	4/2000	Fierro et al.	D12/146
D439,870 S	4/2001	Lovell et al.	D12/146
D449,024 S	10/2001	Lovell et al.	D12/147
D453,730 S	2/2002	Weber	D12/532
D480,351 S	10/2003	Dixon et al.	D12/601
D483,006 S	12/2003	Brayer et al.	D12/588
D490,045 S	5/2004	Delu et al.	D12/519

(Continued)

OTHER PUBLICATIONS

Goodyear Eagle RS-A®, posted at Goodyearautoservice.com, posted on Mar. 2013, site visited May 24, 2017, <<https://www.goodyearautoservice.com/en-US/tires/eagle-rs-a>>.*

Primary Examiner — Mary Ann Calabrese

Assistant Examiner — Messina L Smith

(74) *Attorney, Agent, or Firm* — Robert N. Lipsik

(57) **CLAIM**

The ornamental design for a tire, as shown and described.

DESCRIPTION

FIG. 1 is a right side perspective view of a tire showing our new design, it being understood that the pattern repeats uniformly throughout the circumference of the tread;

FIG. 2 is a left side perspective view thereof;

FIG. 3 is a front elevational view thereof;

FIG. 4 is a right side elevational view thereof;

FIG. 5 is a left side elevational view thereof;

FIG. 6 is an enlarged fragmentary front elevational view thereof;

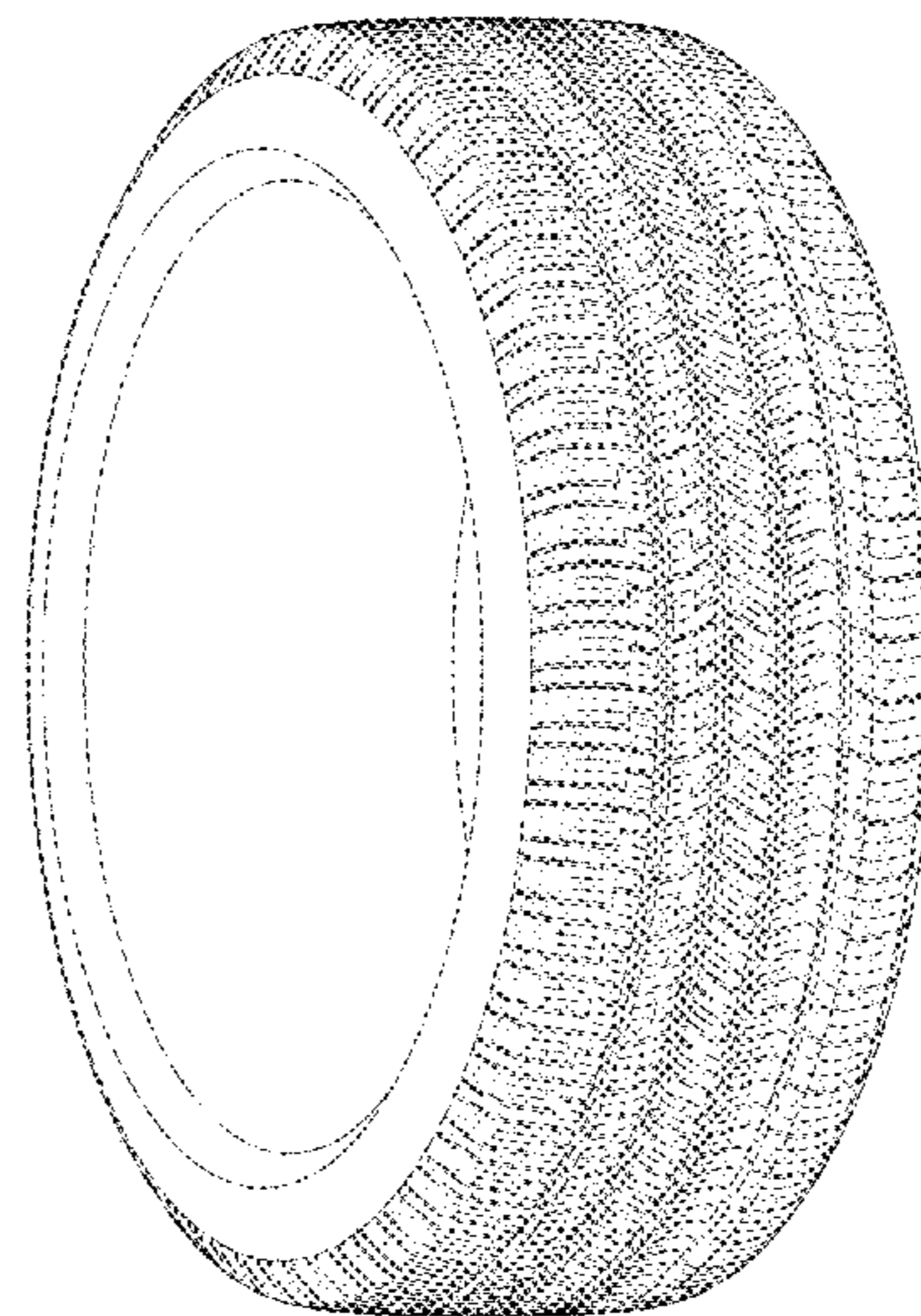
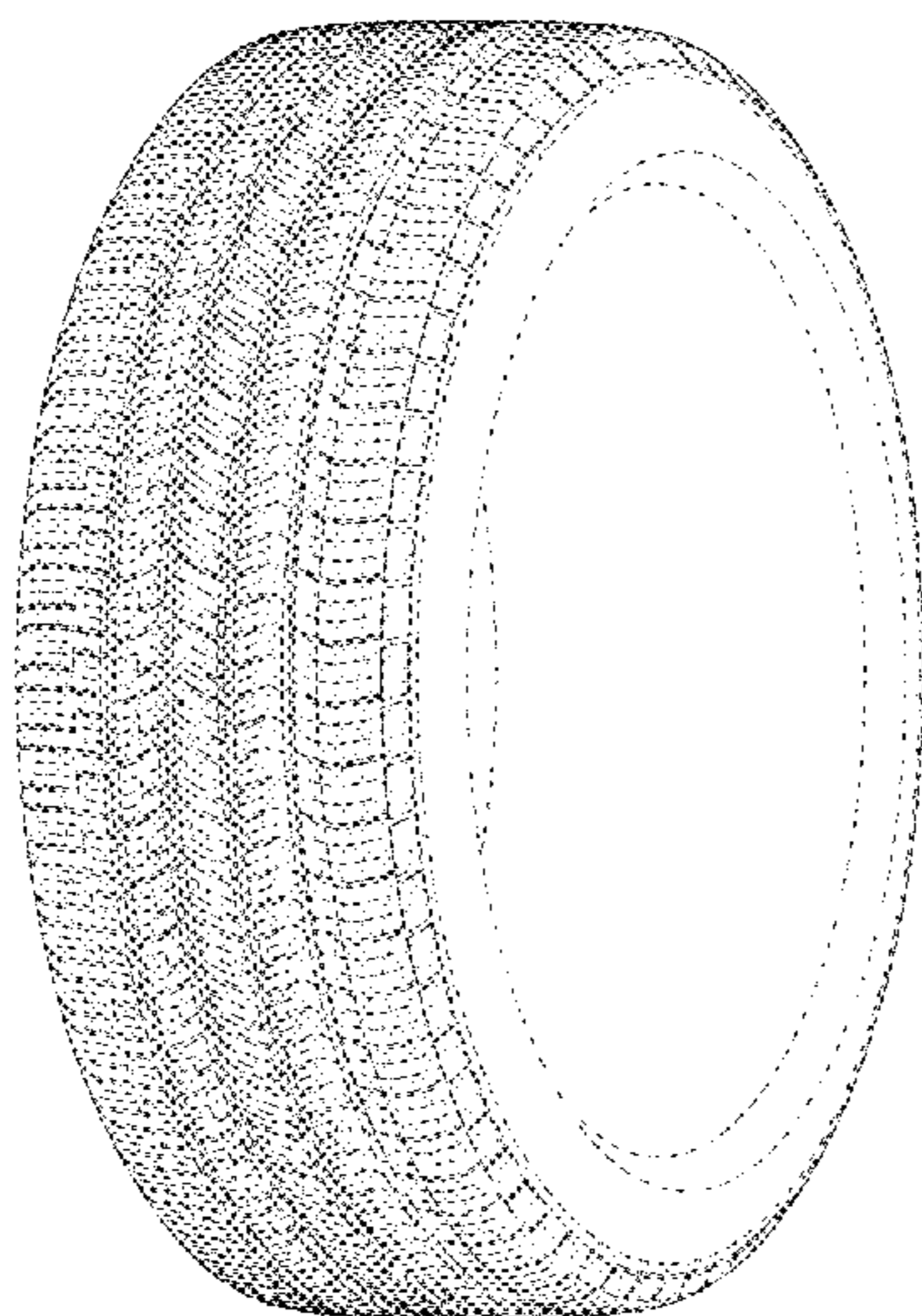
FIG. 7 is a right side perspective view of a second embodiment of a tire showing our new design, it being understood that the pattern repeats uniformly throughout the circumference of the tread;

FIG. 8 is a left side perspective view of a second embodiment; and,

FIG. 9 is a front elevational view of a second embodiment, it being understood that an enlarged fragmentary view thereof would be substantially identical to that shown in FIG. 6, with the exception of the inclusion of the sidewall in solid lines.

In the drawings, the broken lines showing of the sidewall, inner bead and the peripheral boundary between the tire tread and the sidewall in FIGS. 1 through 6 depict environmental subject matter and form no part of the claimed design.

1 Claim, 9 Drawing Sheets



(56)

References Cited

U.S. PATENT DOCUMENTS

D568,234 S	5/2008	Shinohara et al.	D12/521
D586,733 S	2/2009	Shinohara	D12/588
D607,812 S	1/2010	Dixon et al.	D12/587
D609,171 S	2/2010	Yonetsu	D12/590
D616,810 S	6/2010	Scheuren et al.	D12/601
D619,087 S	7/2010	Scheuren et al.	D12/601
D631,428 S	1/2011	Yonetsu	D12/600
D645,392 S *	9/2011	Hutz	D12/532
D693,290 S *	11/2013	Yonetsu	D12/586
D709,820 S	7/2014	Rohweder et al.	D12/586
D710,295 S	8/2014	Bortolet et al.	D12/601
D733,636 S *	7/2015	Janesh	D12/520
D736,697 S	8/2015	Leocadio et al.	D12/601
D755,117 S *	5/2016	Sareen	D12/595
D756,295 S	5/2016	Pingenat et al.	D12/588
D758,957 S	6/2016	Kuriyama	D12/588
D761,196 S	7/2016	Dixon et al.	D12/601
D784,914 S *	4/2017	Fontaine	D12/584
D786,778 S *	5/2017	Suzuki	D12/527
D786,786 S *	5/2017	In	D12/600
9,649,887 B2 *	5/2017	Koishikawa	B60C 11/04
2015/0202928 A1 *	7/2015	Akashi	B60C 11/0306

152/209.25

* cited by examiner

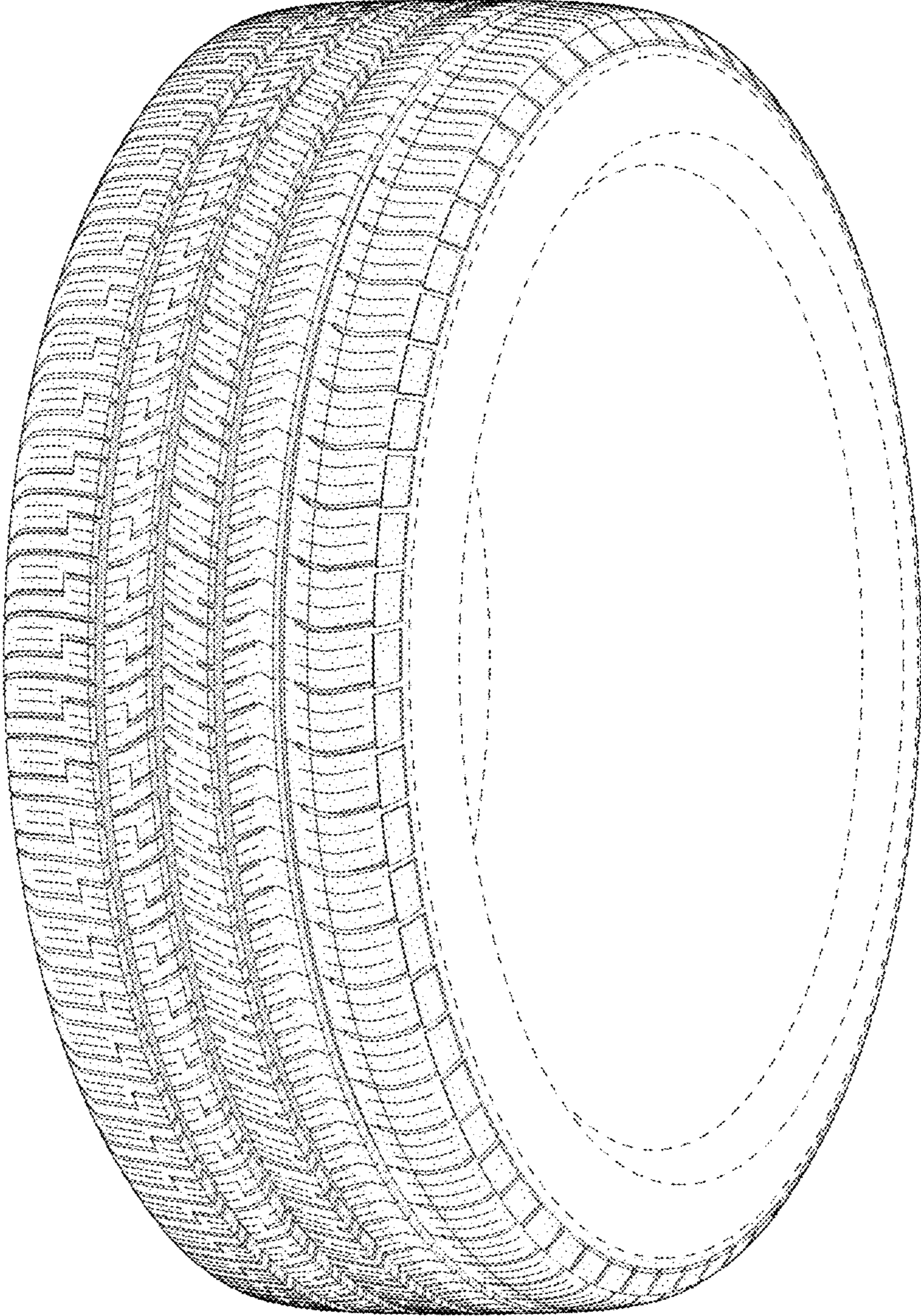


FIG - 1

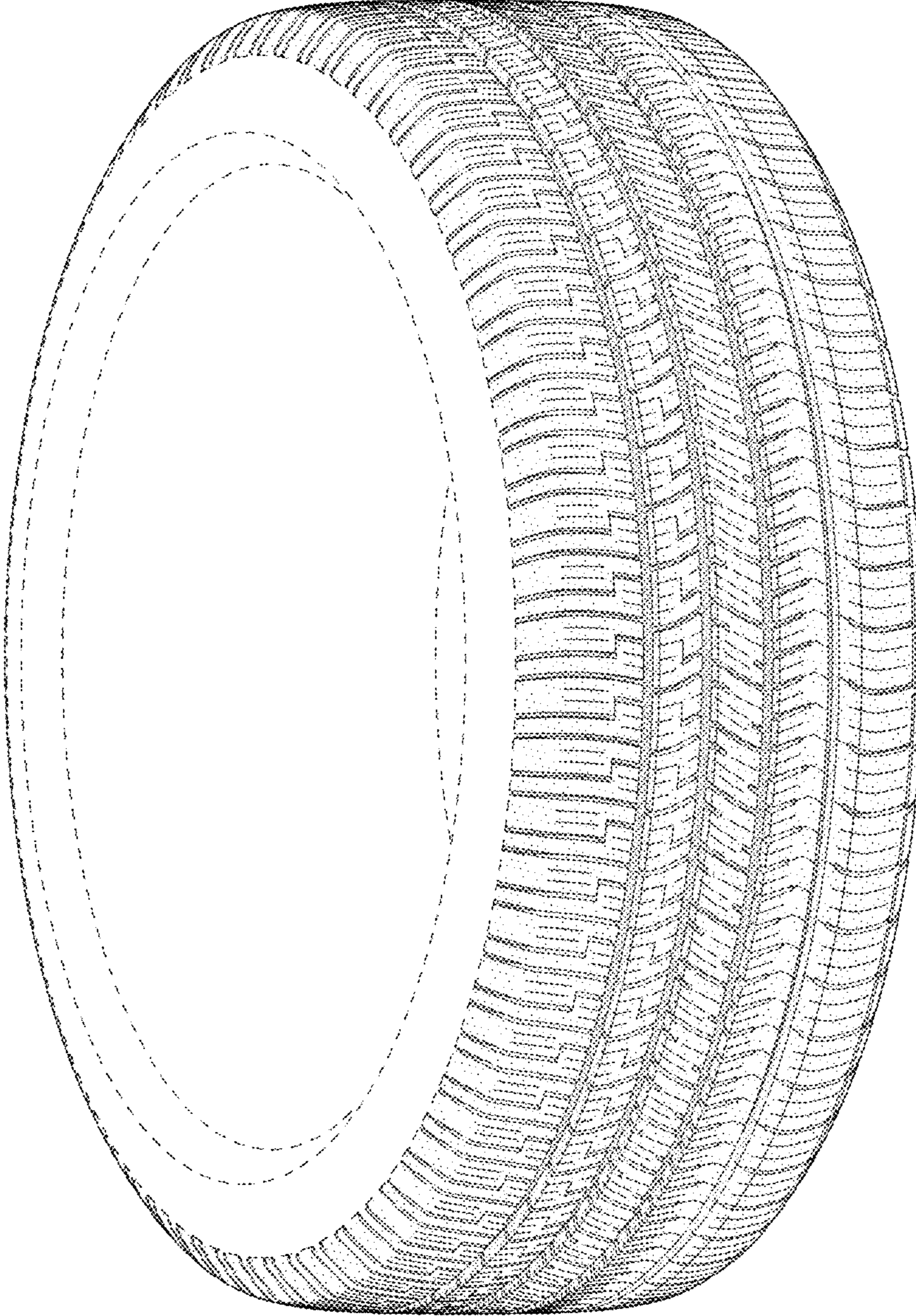


FIG - 2

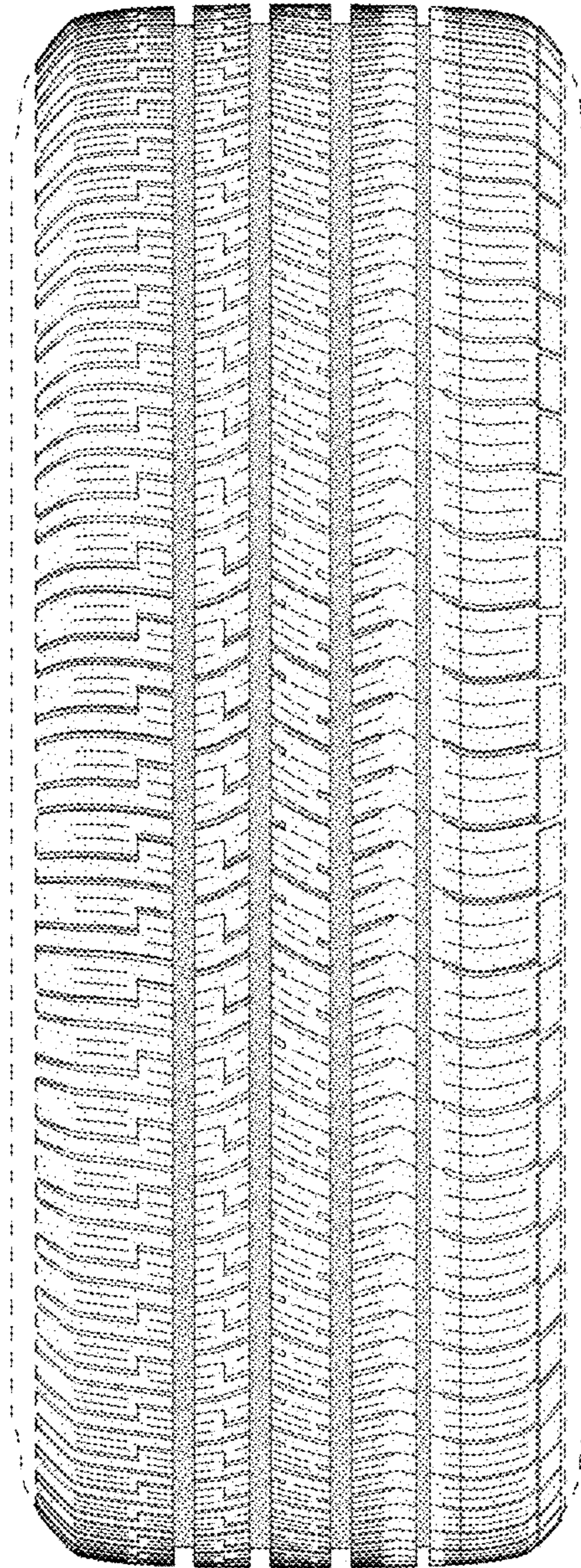


FIG - 3

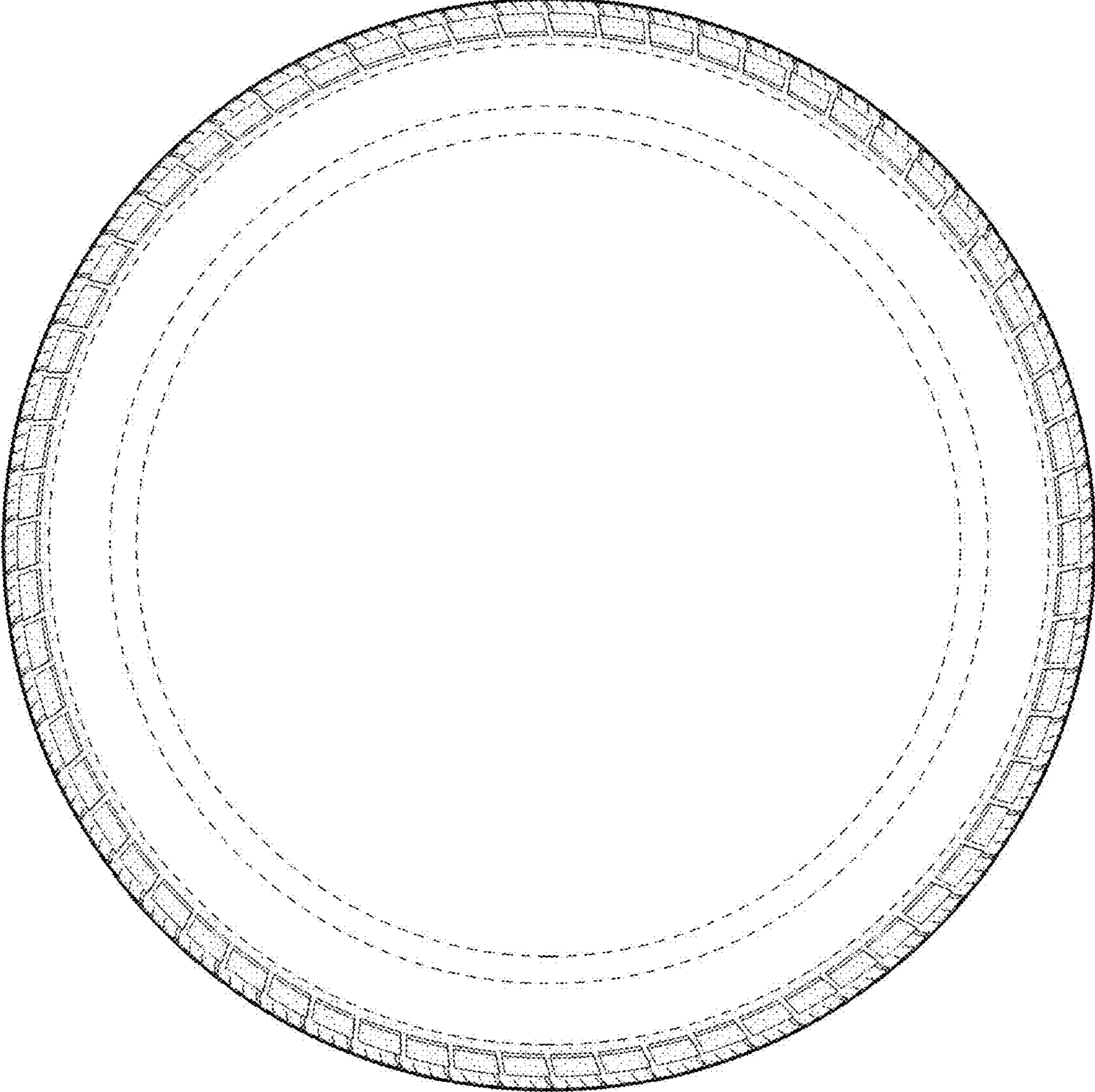


FIG - 4

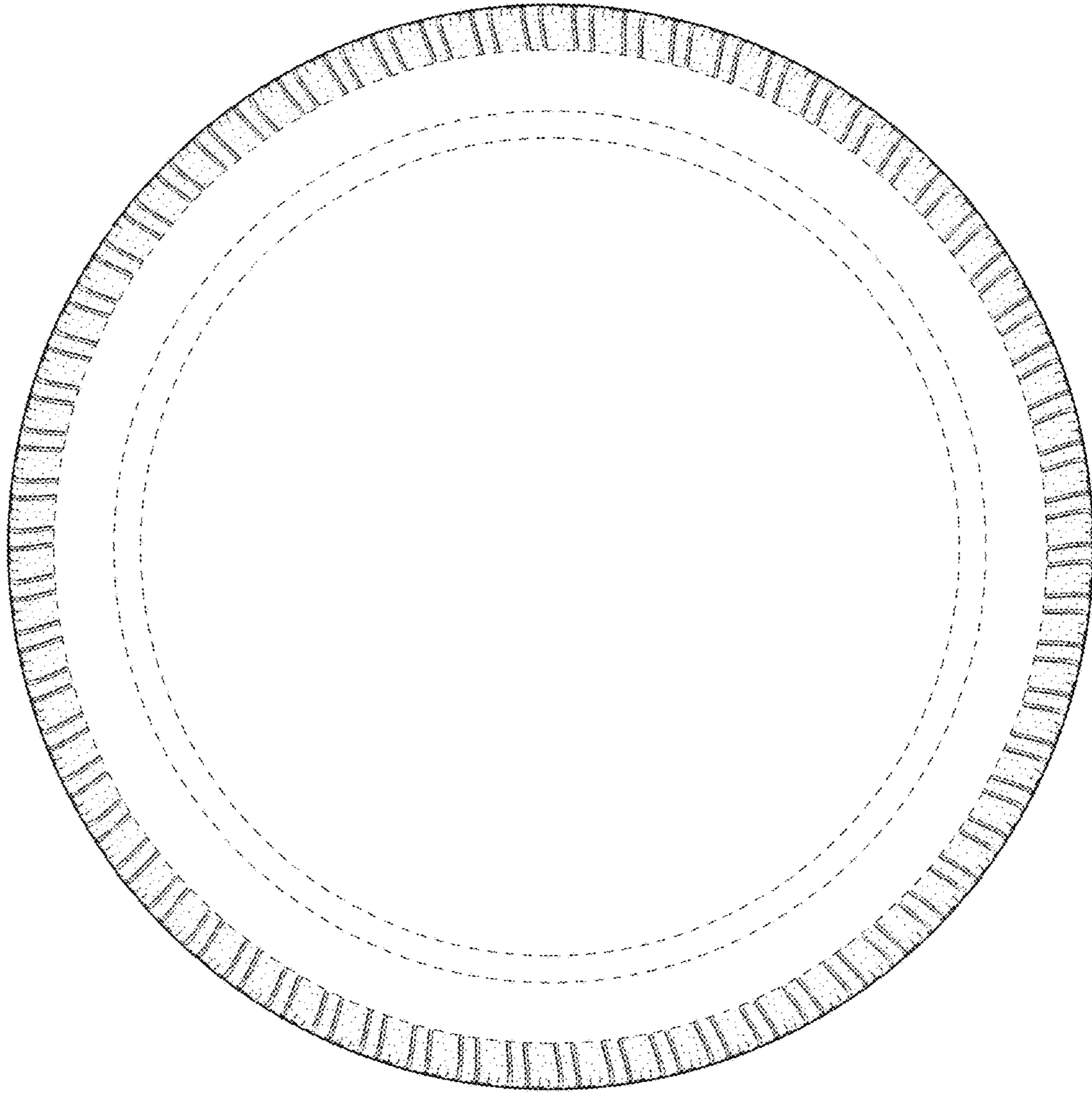


FIG - 5

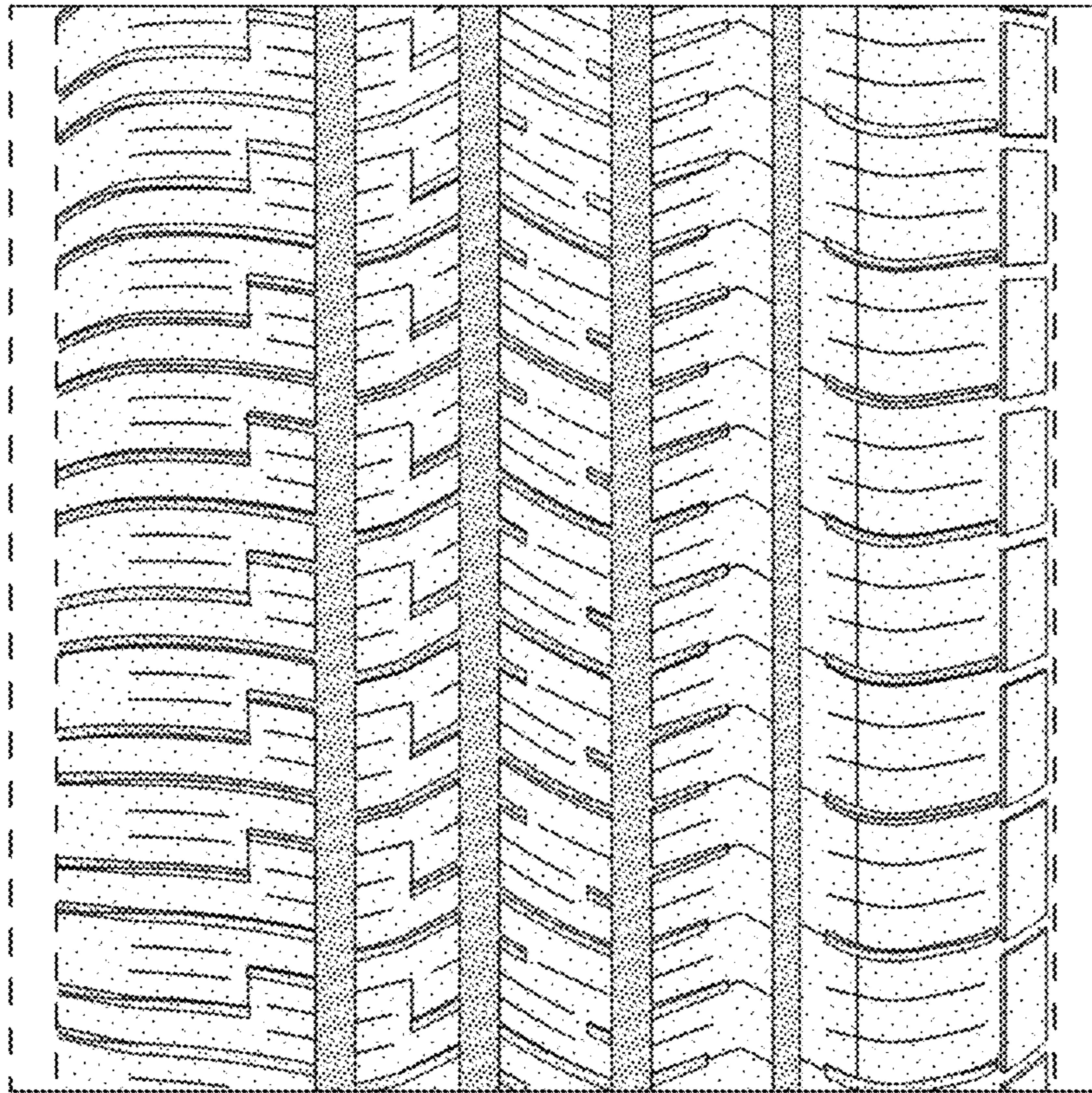


FIG - 6

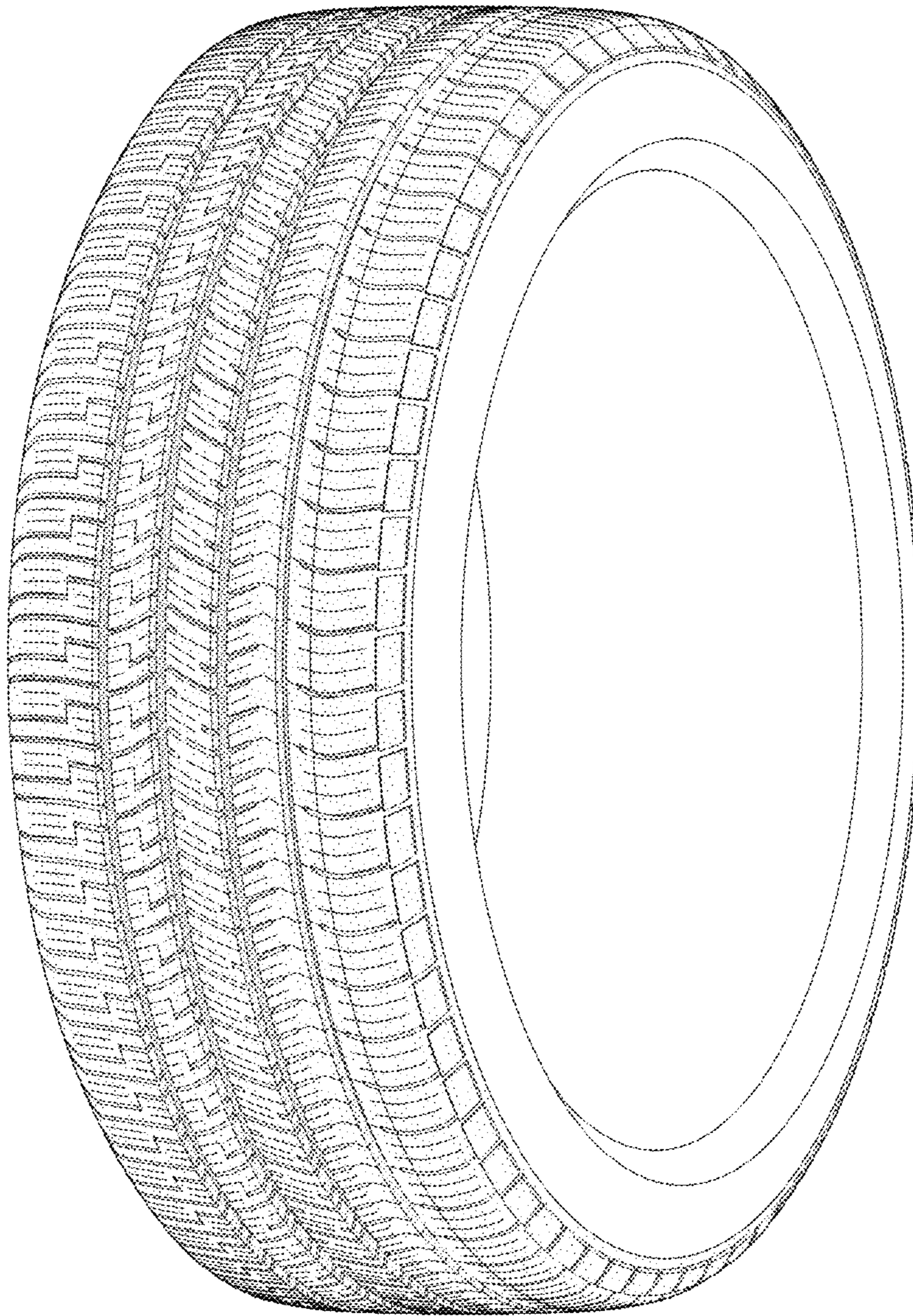


FIG - 7

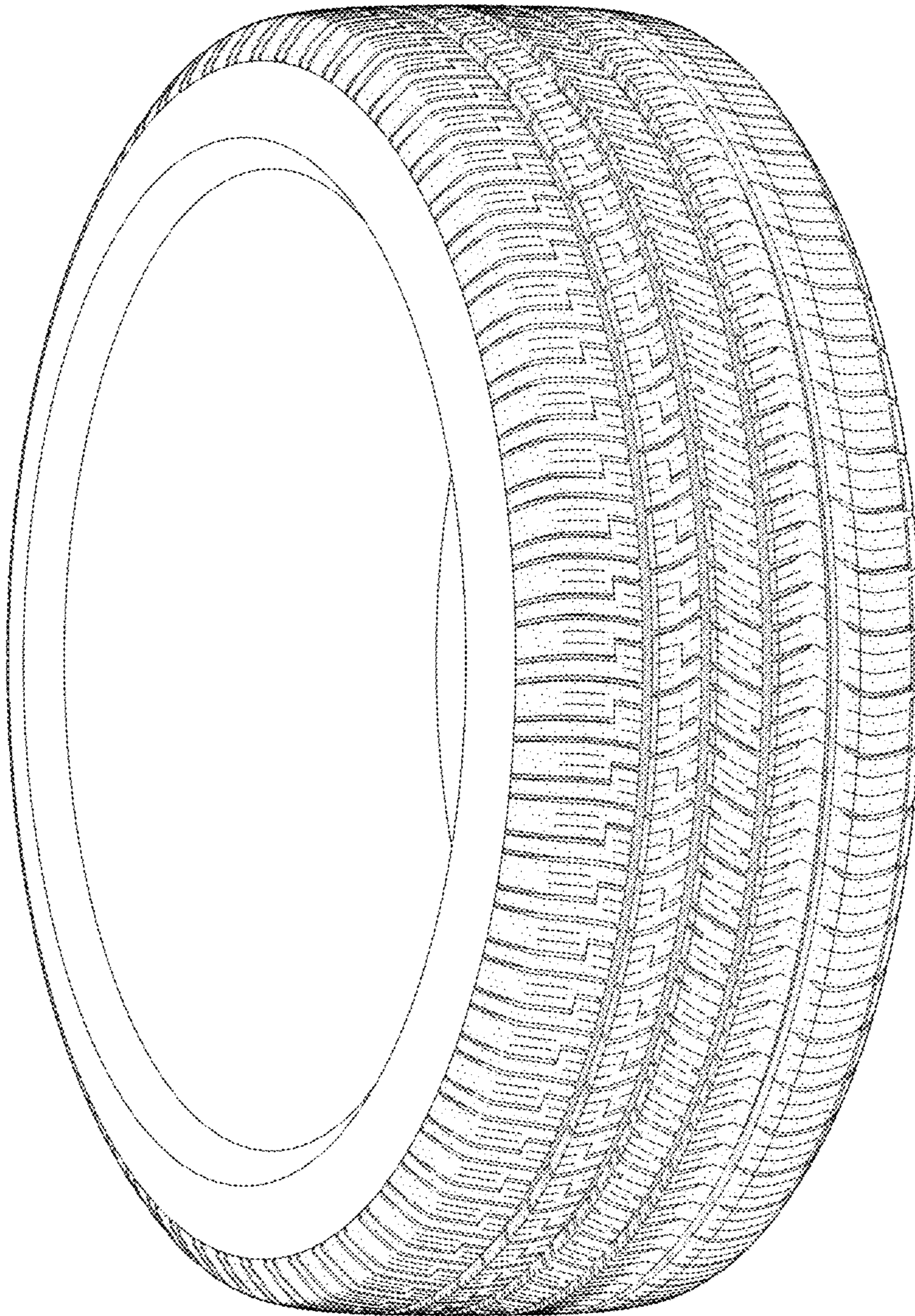


FIG - 8




FIG - 9