



US00D795792S

(12) **United States Design Patent** (10) **Patent No.:** **US D795,792 S**
Liu (45) **Date of Patent:** **** Aug. 29, 2017**

(54) **TIRE TREAD**

(71) Applicant: **COOPER TIRE & RUBBER COMPANY**, Findlay, OH (US)

(72) Inventor: **Feng Cun Liu**, KunShan (CN)

(73) Assignee: **COOPER TIRE & RUBBER COMPANY**, Findlay, OH (US)

(**) Term: **15 Years**

(21) Appl. No.: **29/555,614**

(22) Filed: **Feb. 23, 2016**

(51) **LOC (10) Cl.** **12-15**

(52) **U.S. Cl.**
USPC **D12/521**

(58) **Field of Classification Search**
USPC 152/5, 151, 152.1, 167, 208,
152/209.1-209.28, 246, 450, 526, 527,
152/532, 535, 538, 541; D12/145,
D12/500-605, 900-901
CPC B60C 11/00; B60C 2011/0337; B60C
2011/0339; B60C 2011/0386; B60C 3/00;
B60C 3/08; B60C 1/00; B60C 2200/00;
B60C 2200/02; B60C 2200/04; B60C
2200/06; B60C 2200/065; B60C 2200/08;
B60C 2200/10; B60C 2200/12; B60C
2200/14; B60C 7/00; B60C 7/02; B60C
7/04; B60C 7/06; B60C 7/08; B60C 5/00;
B60C 13/00

See application file for complete search history.

(56) **References Cited**

U.S. PATENT DOCUMENTS

6,286,573 B1 9/2001 Hine
D522,442 S 6/2006 Shirouzu
D525,186 S * 7/2006 Martin D12/521
D527,339 S 8/2006 Lissan et al.
D558,128 S * 12/2007 Delu D12/517

D560,595 S * 1/2008 Bindner D12/521
D575,222 S 8/2008 Fujita
D585,364 S 1/2009 Shondel et al.
D597,474 S * 8/2009 Yamakawa D12/519
D615,024 S 5/2010 Lee
D634,699 S 3/2011 Fontaine et al.
D662,871 S 7/2012 Miyazaki
D667,775 S 9/2012 Rittweger
D668,597 S 10/2012 Behr
D689,815 S 9/2013 Kuwano
D710,290 S * 8/2014 Leconte D12/517
D713,325 S * 9/2014 Maxwell D12/521
D724,005 S 3/2015 Hughes et al.

(Continued)

OTHER PUBLICATIONS

<http://mastercrafttires.com/Tire-Safety/Tire-Maintenance/Tire-Tread.aspx>; printed Feb. 19, 2016.

(Continued)

Primary Examiner — Manpreet Matharu
Assistant Examiner — Keith Wilson
(74) *Attorney, Agent, or Firm* — Fay Sharpe LLP


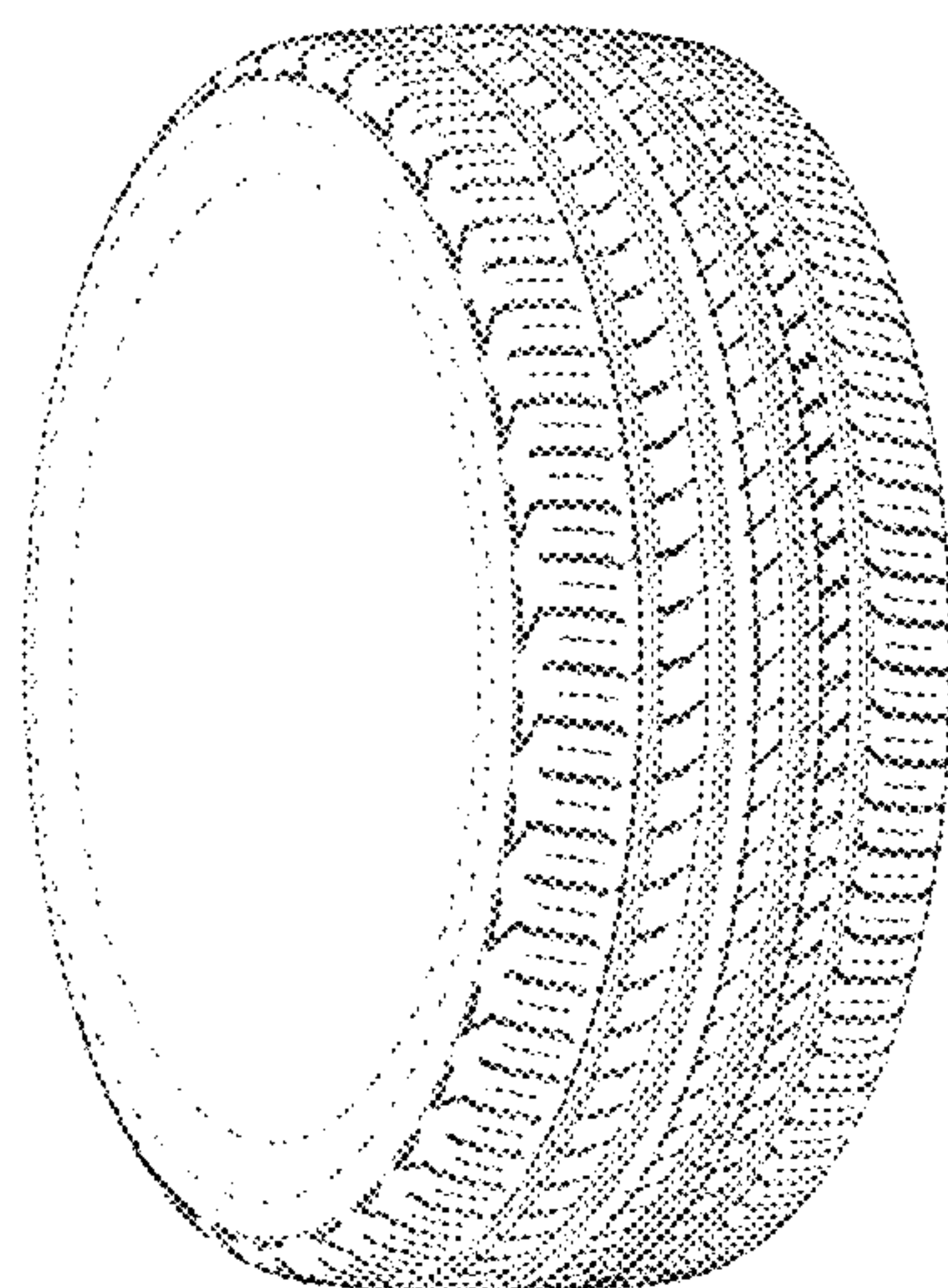
(57) **CLAIM**

The ornamental design for a tire tread, as shown and described.

DESCRIPTION

FIG. 1 is a perspective view of a full tire including the tire tread of the present application;
FIG. 2 is a side view of a first side (inside) thereof;
FIG. 3 is a side view of a second side (outside) thereof;
FIG. 4 is a front view thereof; and,
FIG. 5 is an enlarged, partial front view thereof.
The broken line showings of the sidewall from the inner bead to the tire tread are included for the purpose of illustrating environment and form no part of the claimed tire tread. The tread pattern is understood to repeat throughout the circumference of the tire.

1 Claim, 5 Drawing Sheets



(56)

References Cited

U.S. PATENT DOCUMENTS

D730,807 S 6/2015 Lundgren
D730,809 S * 6/2015 Bonifas D12/523
D734,707 S 7/2015 Bogenschuetz et al.
D735,127 S 7/2015 Kato
D743,873 S 11/2015 Majerus et al.
D744,406 S * 12/2015 Bosch Alsina D12/521
D747,677 S 1/2016 Hughes et al.
D756,295 S * 5/2016 Pingnat D12/588
D757,636 S * 5/2016 Zhang D12/521
D769,792 S * 10/2016 Kimura D12/521
D769,793 S * 10/2016 Haanketo D12/523
2016/0375728 A1 * 12/2016 Kuriyama B60C 11/0306
152/209.8

OTHER PUBLICATIONS

<http://www.ebay.com/motors/blog/extended-test-of-new-goodyear-eagle-sport-all-season-tires/goodyear-eagle-sport-all-season-tire-tread-pattern/>; printed Feb. 19, 2016.

* cited by examiner

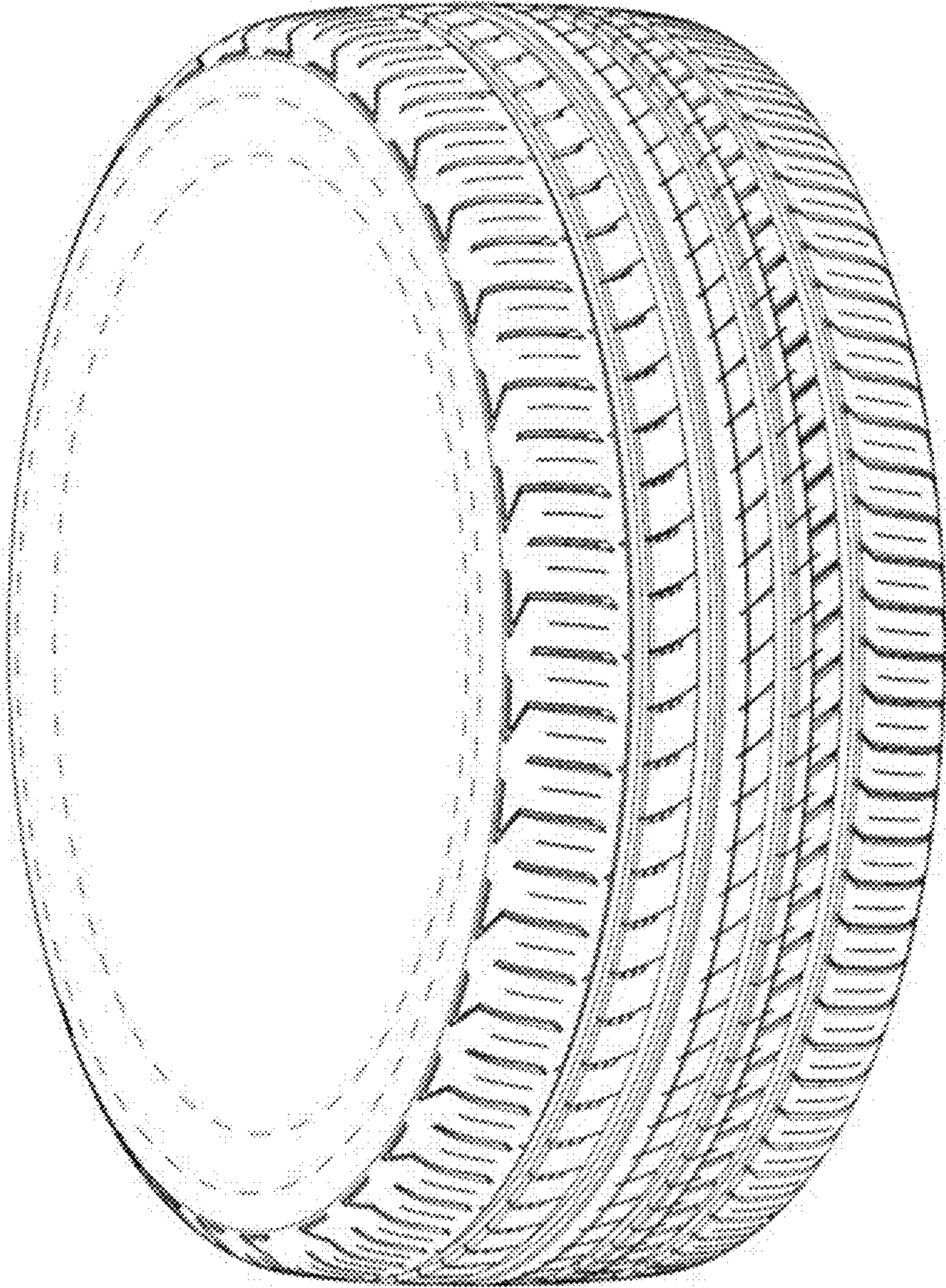


Figure 1

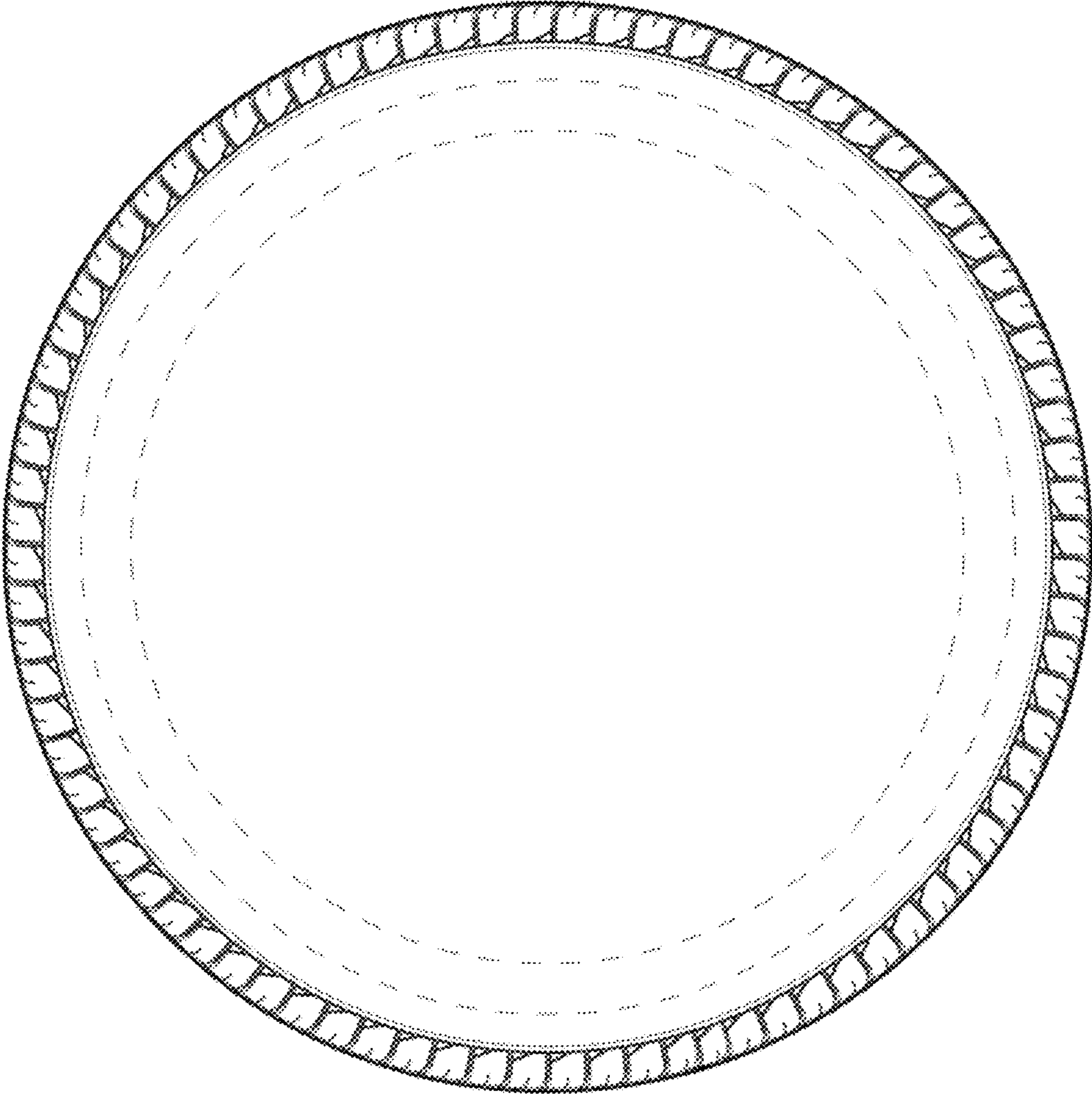


Figure 2




Figure 3

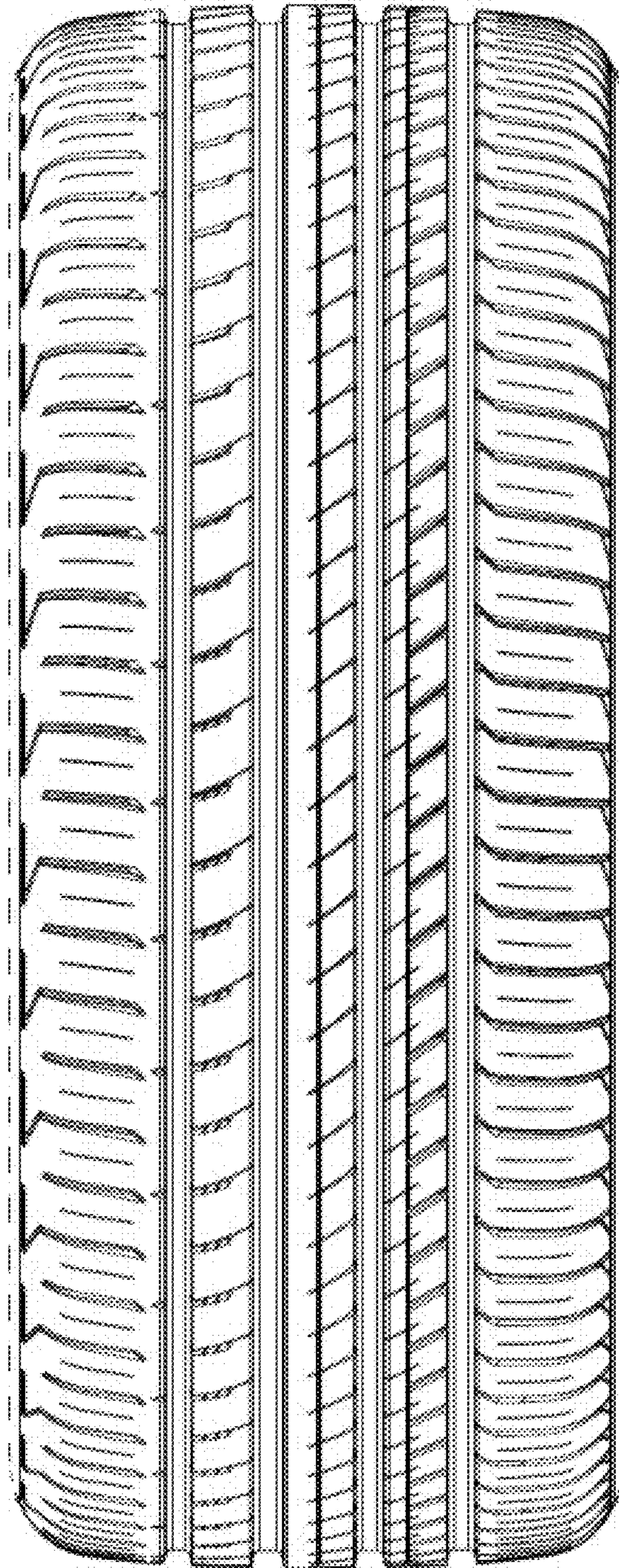


Figure 4

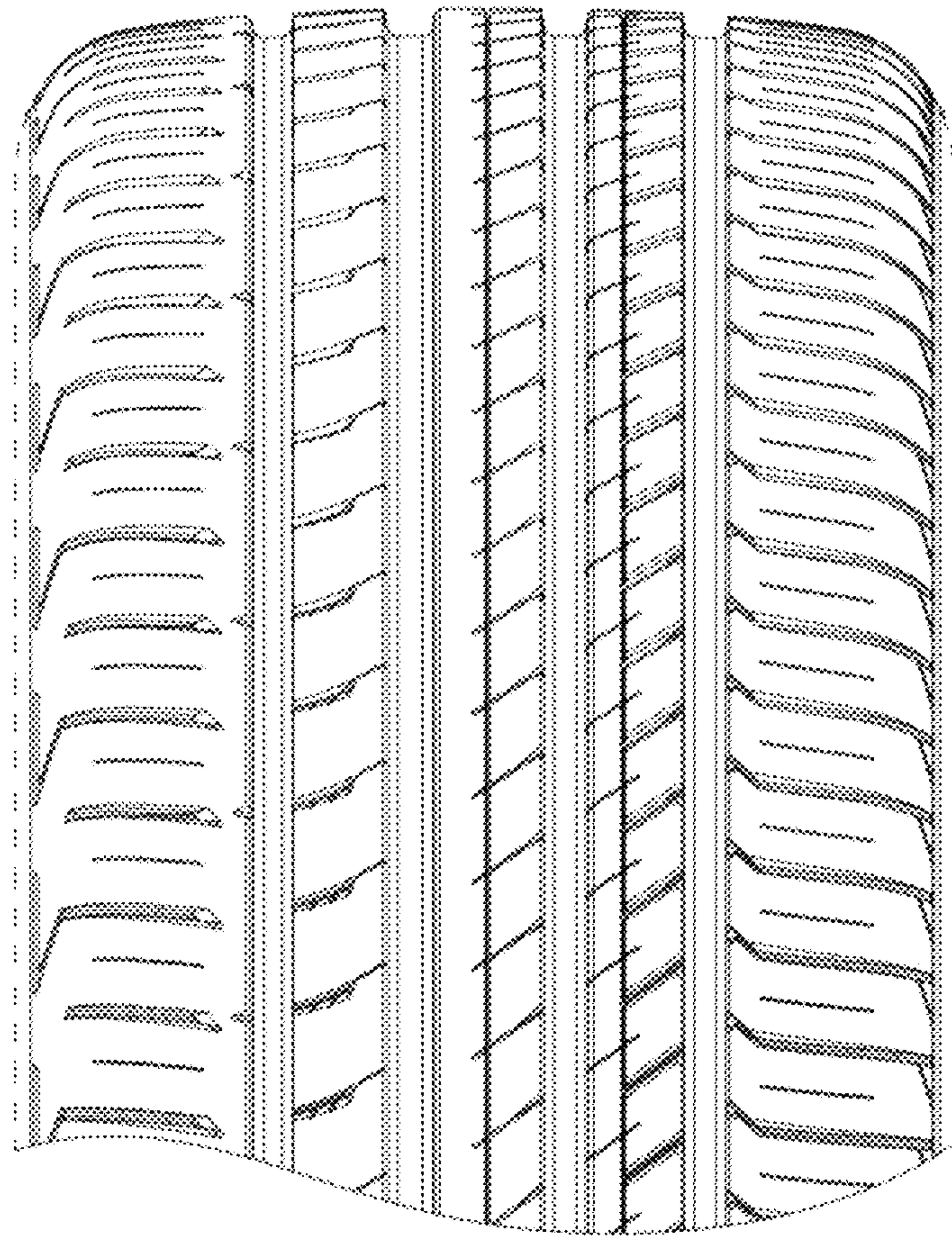


Figure 5