

US00D795765S

(12) **United States Design Patent** (10) **Patent No.:** **US D795,765 S**
Rolfs et al. (45) **Date of Patent:** **** Aug. 29, 2017**

(54) **AUTOMOBILE HOOD**
(71) Applicants: **Jeremy Rolfs**, Sylvan Lake, MI (US);
Khashayar Honarkhah, Bloomfield Hill, MI (US); **Mark C Trostle**, Rochester, MI (US)
(72) Inventors: **Jeremy Rolfs**, Sylvan Lake, MI (US);
Khashayar Honarkhah, Bloomfield Hill, MI (US); **Mark C Trostle**, Rochester, MI (US)
(73) Assignee: **FCA US LLC**, Auburn Hills, MI (US)
(**) Term: **15 Years**
(21) Appl. No.: **29/559,773**
(22) Filed: **Mar. 31, 2016**
(51) **LOC (10) Cl.** **12-16**
(52) **U.S. Cl.**
USPC **D12/173**
(58) **Field of Classification Search**
USPC D12/86, 90-92, 173, 196, 181
CPC B62D 25/06; B62D 25/10; B62D 65/02;
B62D 25/12; B62D 25/105; B60C 1/00
See application file for complete search history.

(56) **References Cited**
U.S. PATENT DOCUMENTS
D437,270 S * 2/2001 Yokomaku D12/173
D499,992 S * 12/2004 Chan D12/173
D502,128 S * 2/2005 Chiang D12/173
D502,902 S * 3/2005 Chiang D12/173
D506,713 S * 6/2005 Chiang D12/173
D508,665 S * 8/2005 Chan D12/173

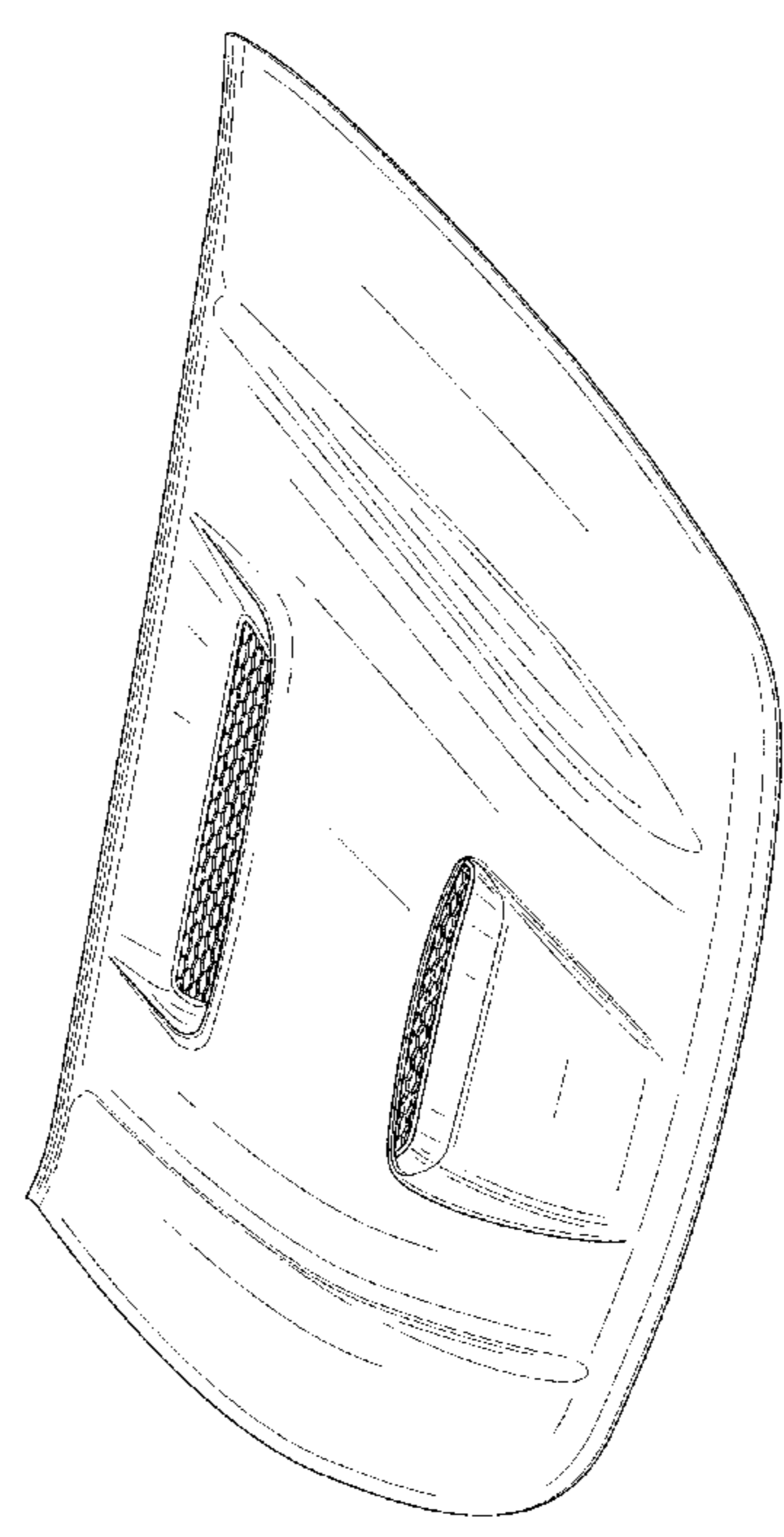
D510,305 S * 10/2005 Chiang D12/173
D517,459 S * 3/2006 Chan D12/173
D522,939 S * 6/2006 Chiang D12/173
D545,252 S * 6/2007 Chiang D12/173
D548,151 S * 8/2007 Chiang D12/173
D548,152 S * 8/2007 Chiang D12/173
D575,208 S * 8/2008 Shelby D12/173
D575,698 S * 8/2008 Chiang D12/173
D591,212 S * 4/2009 Woolley D12/173
D597,002 S * 7/2009 Jamieson D12/173
D609,615 S * 2/2010 Krugger D12/173
D623,570 S * 9/2010 Hamburger D12/173
D641,669 S * 7/2011 Vardis D12/173
D694,159 S * 11/2013 Jung D12/173
D735,625 S * 8/2015 Mays D12/173
2006/0006698 A1 * 1/2006 Ishikawa B62D 25/105
296/193.11
2009/0195031 A1 * 8/2009 Ishitobi B60R 21/34
296/193.11

* cited by examiner
Primary Examiner — Darlington Ly
(74) *Attorney, Agent, or Firm* — Ralph E Smith

(57) **CLAIM**
The ornamental design for an automobile hood, as shown and described.

DESCRIPTION
FIG. 1 is a top, front, and right side perspective view of an automobile hood showing our new design;
FIG. 2 is a top, rear, and left side perspective view thereof;
FIG. 3 is a front elevation view thereof;
FIG. 4 is a right side elevation view thereof;
FIG. 5 is a left side elevation view thereof; and,
FIG. 6 is a top plan view thereof.

1 Claim, 6 Drawing Sheets



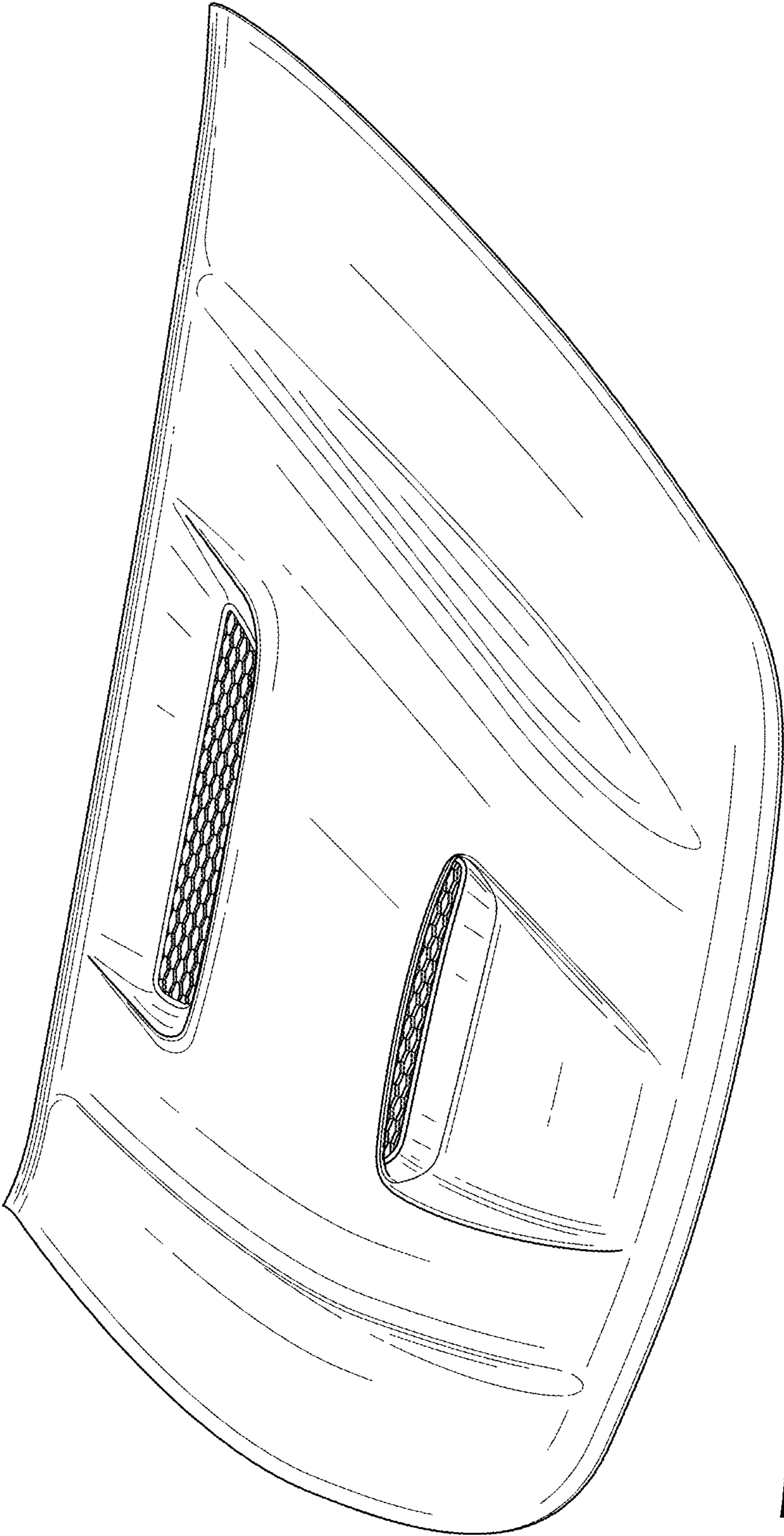


FIG. 1




FIG. 2

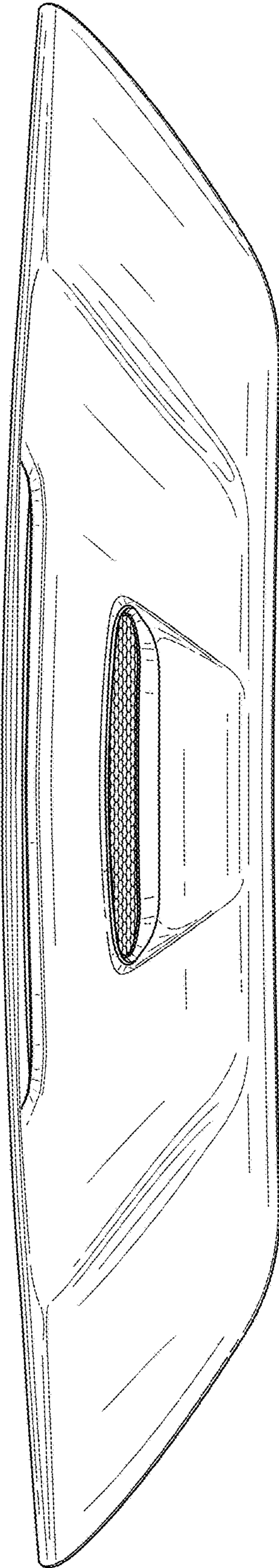


FIG. 3

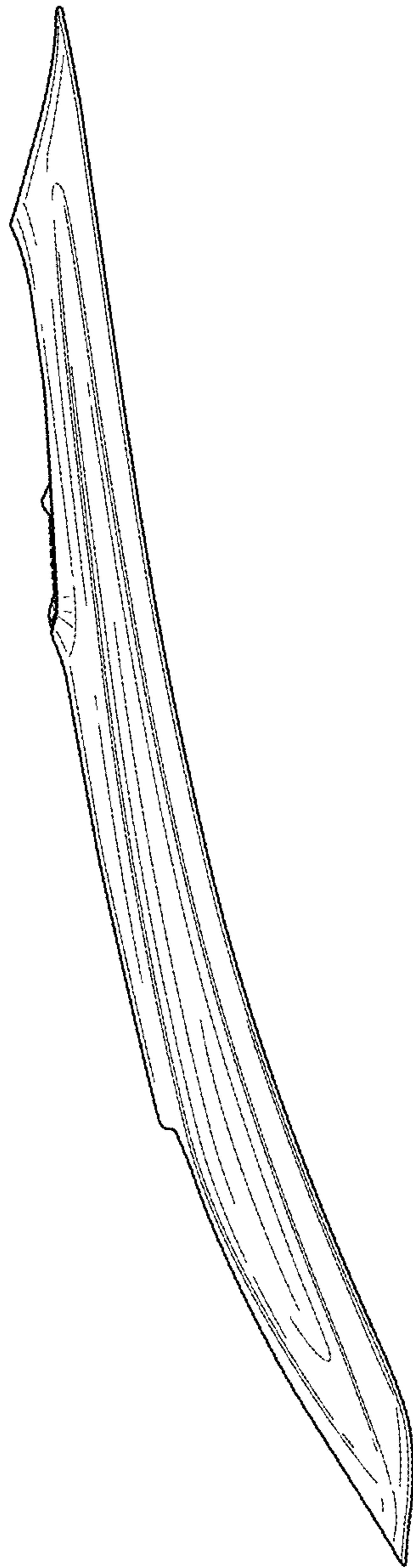


FIG. 4

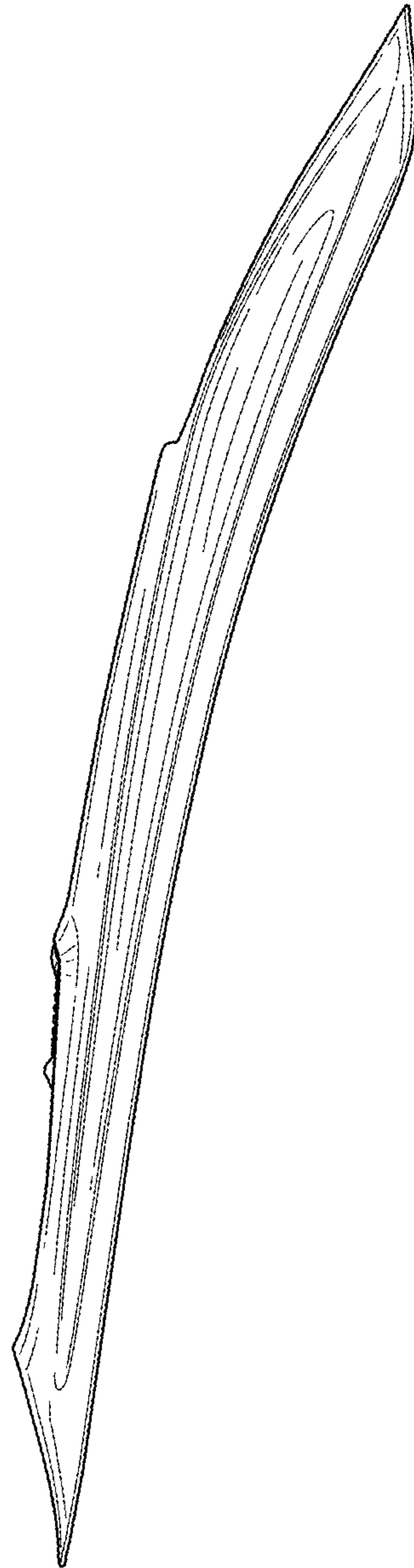


FIG. 5

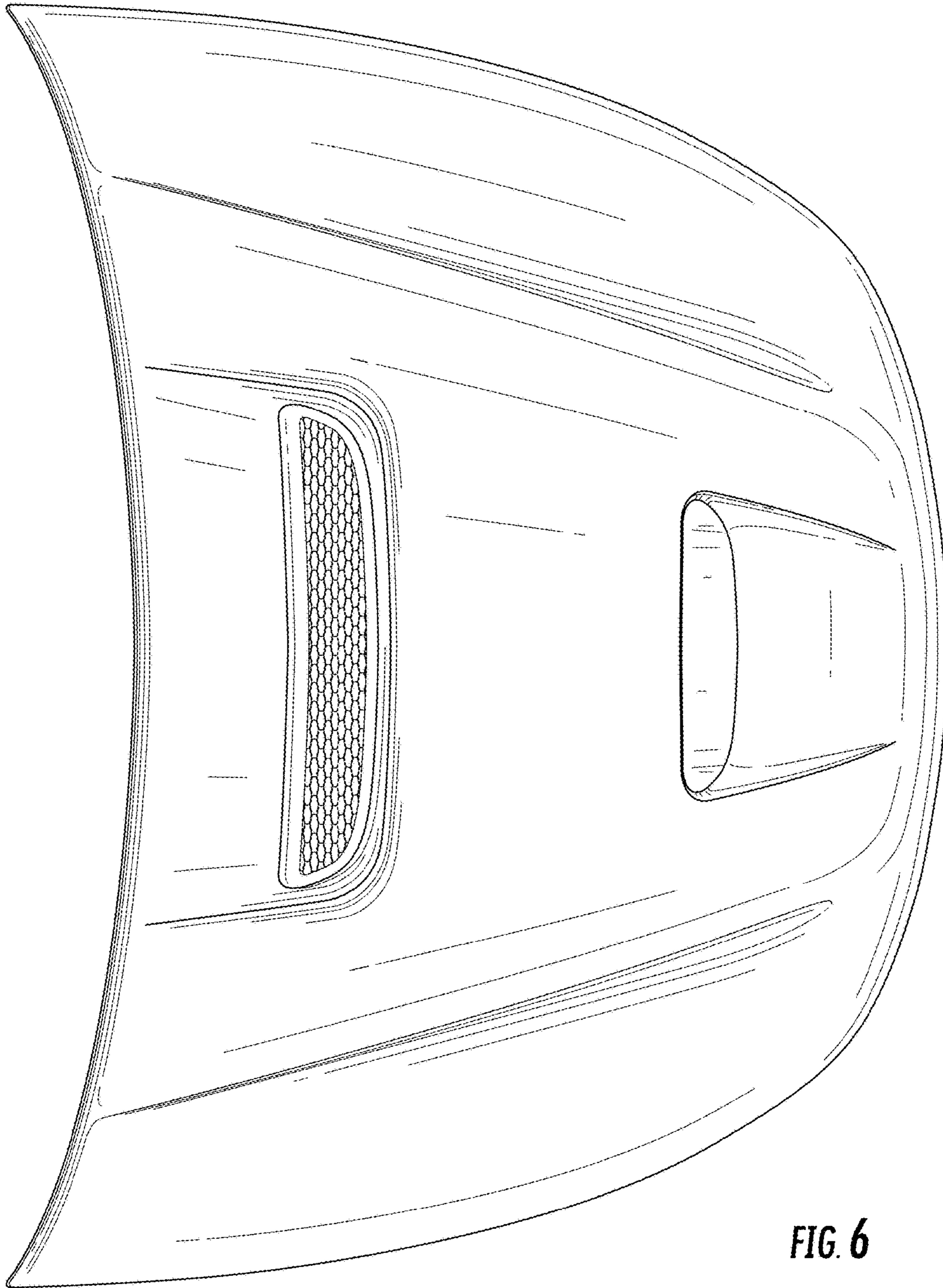


FIG. 6