



US00D795746S

(12) **United States Design Patent**
Akita et al.

(10) **Patent No.:** **US D795,746 S**

(45) **Date of Patent:** **** Aug. 29, 2017**

(54) **MOTORCYCLE**

(71) Applicant: **KAWASAKI JUKOGYO**
KABUSHIKI KAISHA, Kobe-shi,
Hyogo (JP)

(72) Inventors: **Kohei Akita**, Kakogawa (JP); **Takumi**
Uemoto, Kobe (JP)

(73) Assignee: **KAWASAKI JUKOGYO**
KABUSHIKI KAISHA (JP)

(**) Term: **15 Years**

(21) Appl. No.: **29/559,012**

(22) Filed: **Mar. 23, 2016**

(30) **Foreign Application Priority Data**

Oct. 6, 2015 (JP) 2015-022016

(51) **LOC (10) Cl.** **12-11**

(52) **U.S. Cl.**
USPC **D12/110**

(58) **Field of Classification Search**
USPC D12/110, 111, 117; D21/432, 538
CPC B62K 11/00; B62K 11/02; B62K 11/04;
B62K 11/10; B62K 17/00; B62K 19/00;
B62K 2202/00

See application file for complete search history.

(56) **References Cited**

U.S. PATENT DOCUMENTS

D582,316 S * 12/2008 Stenegard D12/110
D591,205 S * 4/2009 Heinrich D12/110
D597,449 S * 8/2009 Nagao D12/110
D601,458 S * 10/2009 Nagao D12/110
D605,089 S * 12/2009 Tanaka D12/110
D636,708 S * 4/2011 Katagiri D12/110
D638,756 S * 5/2011 Kouchi D12/110
D647,824 S 11/2011 Kouchi et al.

D651,138 S * 12/2011 Lai D12/110
D652,769 S * 1/2012 Kudo D12/110
D669,821 S * 10/2012 Nishihara D12/110
D688,983 S * 9/2013 Shibuta D12/110
D689,406 S * 9/2013 Yasuhara D12/110
D695,153 S * 12/2013 Buckan D12/110
D695,154 S * 12/2013 Buckan D12/110
8,827,024 B1 * 9/2014 Sumi B62K 25/02
180/227
D723,429 S * 3/2015 Hohdorf D12/110
D735,085 S * 7/2015 Buckan D12/110
D736,677 S * 8/2015 Imura D12/110
2012/0318598 A1 * 12/2012 Fujiyama B60K 5/12
180/219

(Continued)

FOREIGN PATENT DOCUMENTS

JP D1413893 4/2011

OTHER PUBLICATIONS

Notification of Reason(s) for Rejection Issued Jun. 28, 2016 with English Language Summary for Corresponding Japanese Design Patent Application No. 2015-022016 (3 pages).

Primary Examiner — Darlington Ly

(57) **CLAIM**

The ornamental design for a motorcycle, as shown and described.

DESCRIPTION

FIG. 1 is a front elevational view of a motorcycle showing our new design;

FIG. 2 is a rear elevational view thereof;

FIG. 3 is a left side elevational view thereof;


FIG. 4 is a right side elevational view thereof;

FIG. 5 is a top plan view thereof;

FIG. 6 is a front and left side perspective view thereof; and,

FIG. 7 is a rear and right side perspective view thereof.

1 Claim, 7 Drawing Sheets



(56)

References Cited

U.S. PATENT DOCUMENTS

2015/0101875 A1* 4/2015 Inayama B60K 13/02
180/225

* cited by examiner

Fig. 1

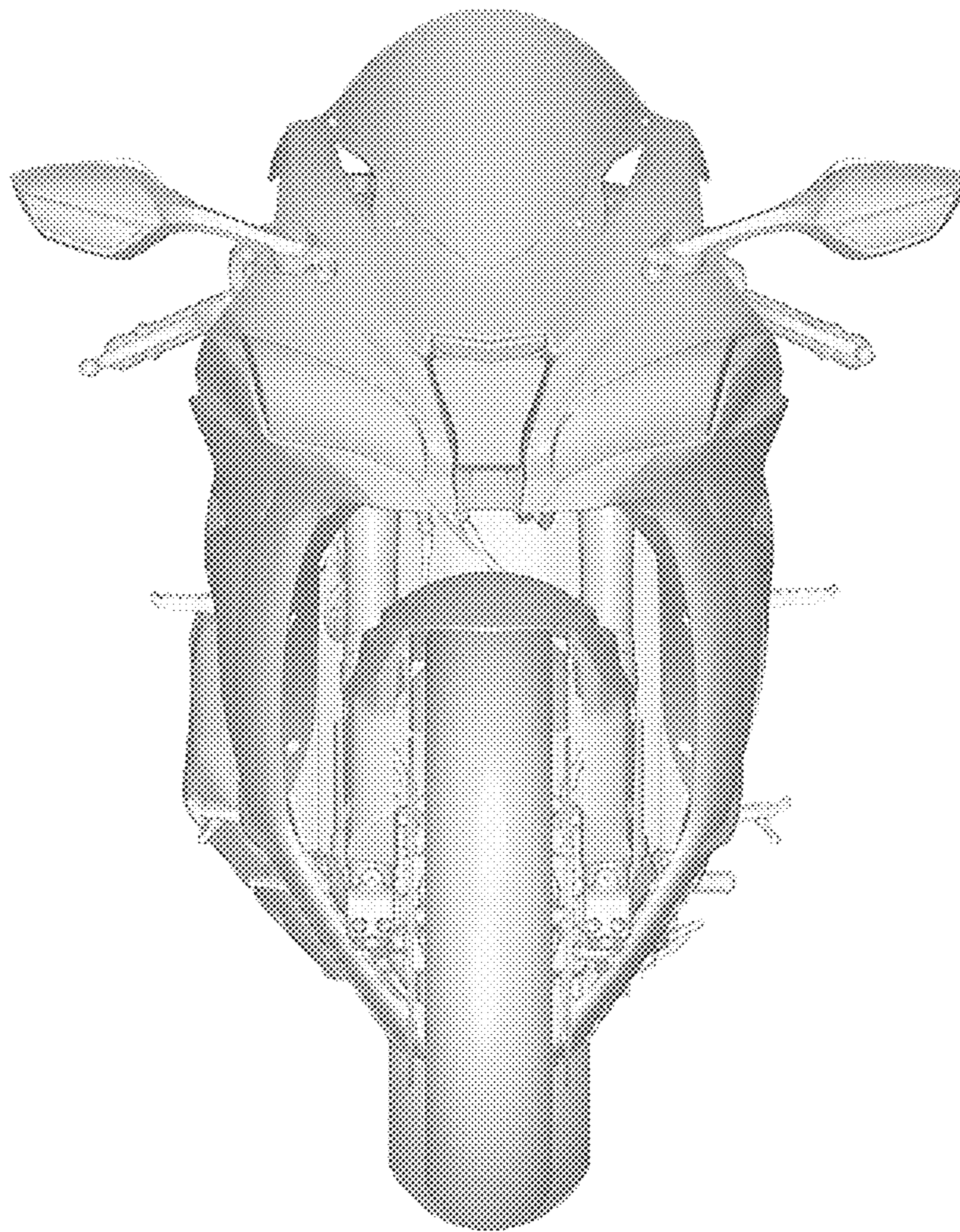
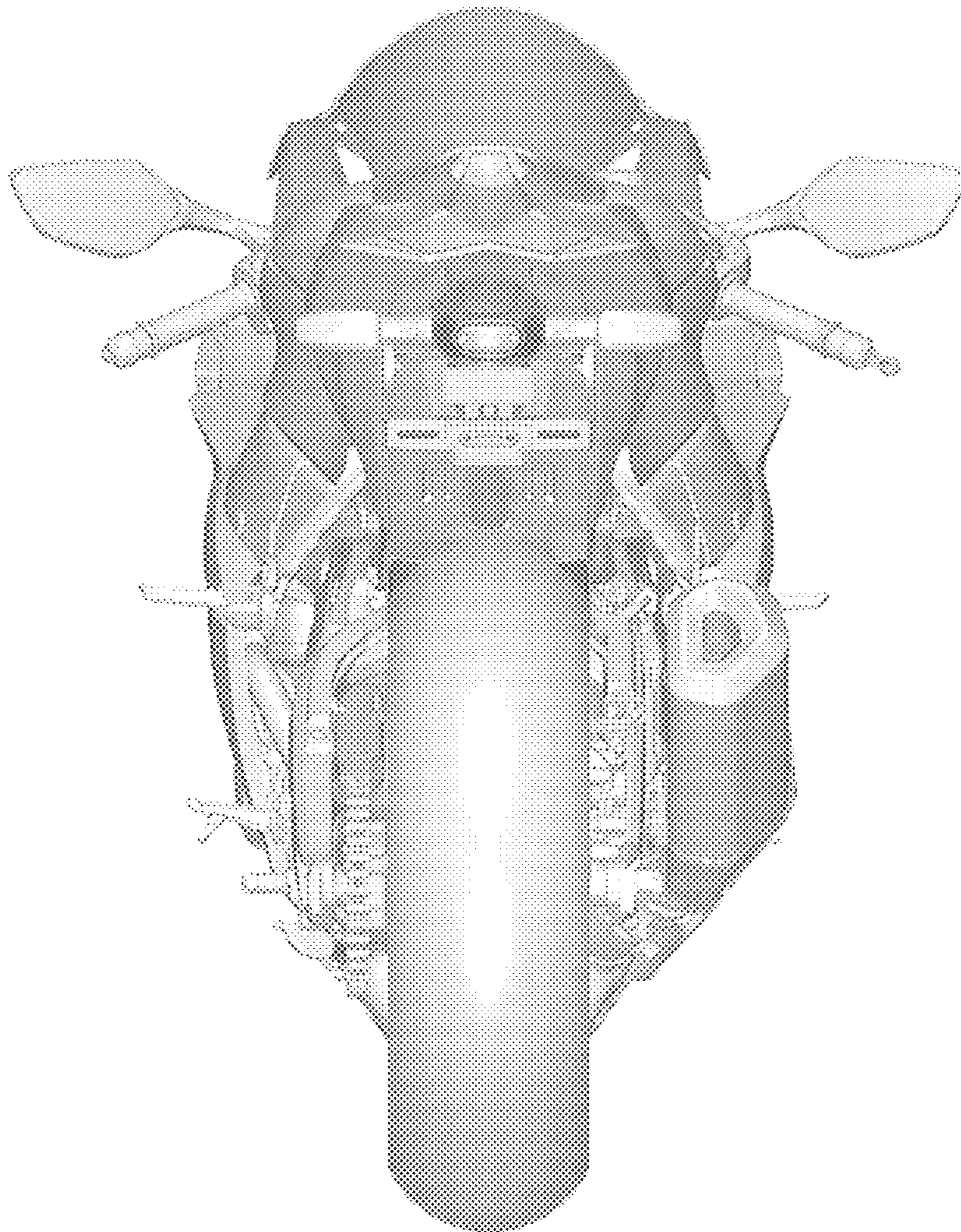


Fig. 2



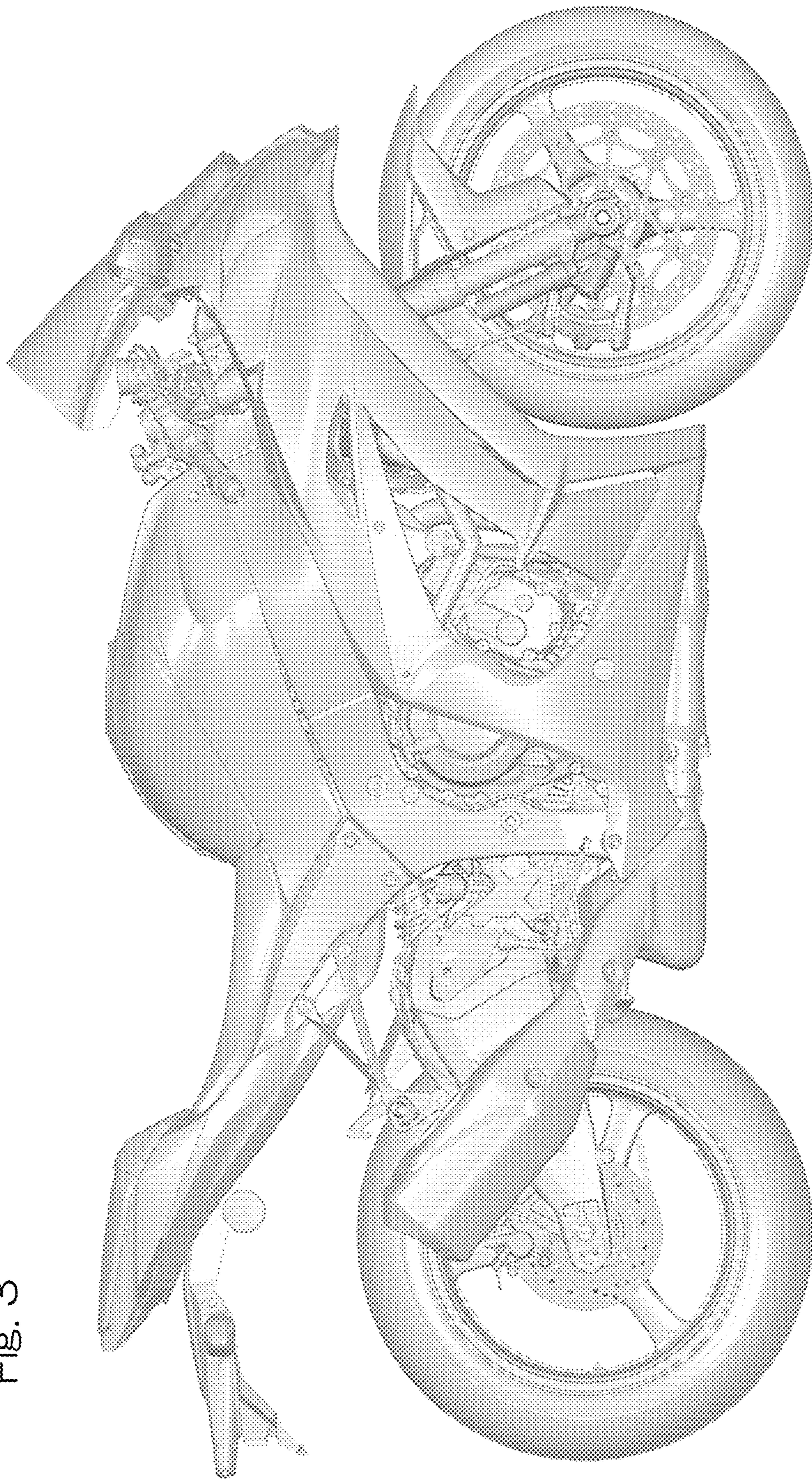


Fig. 3

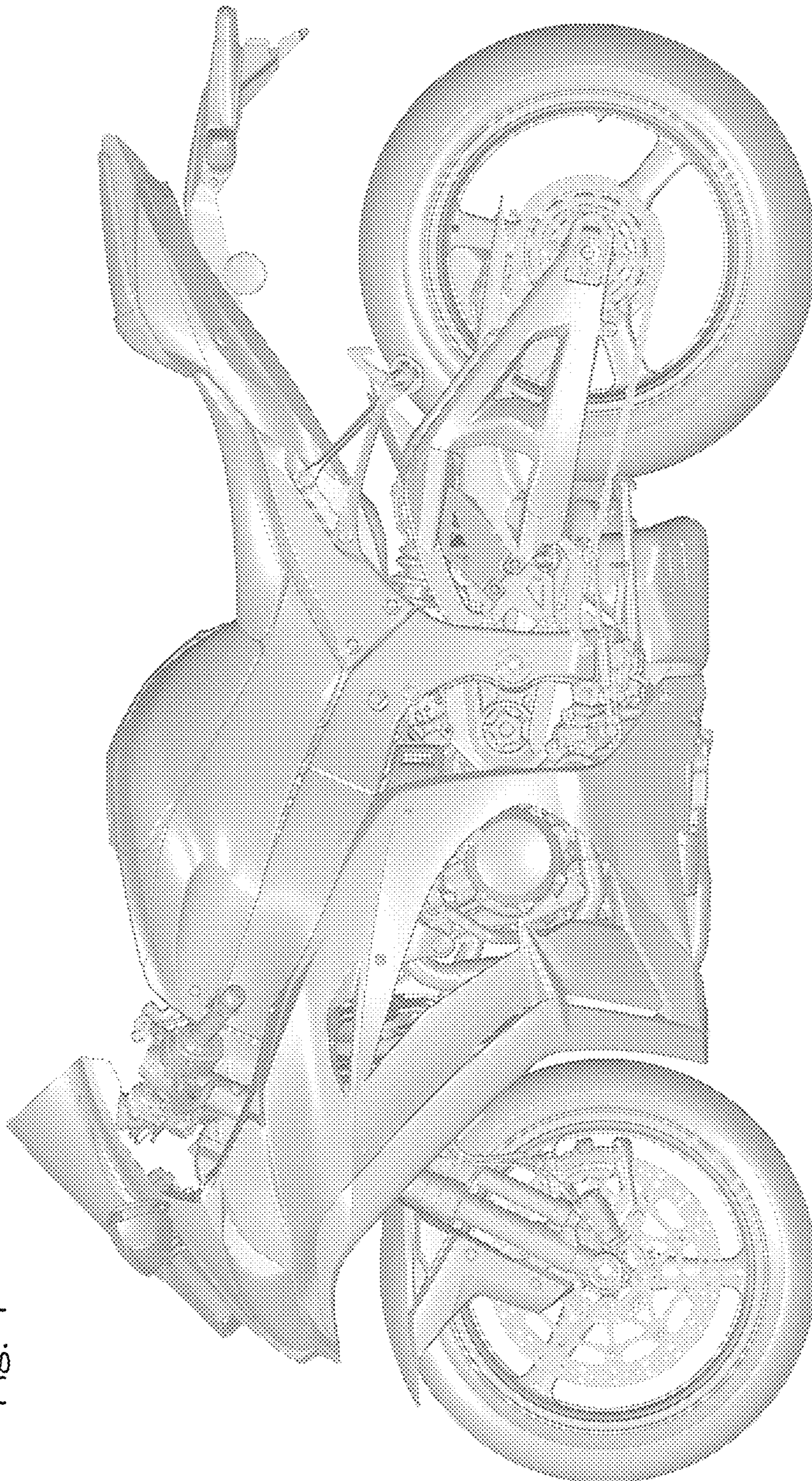
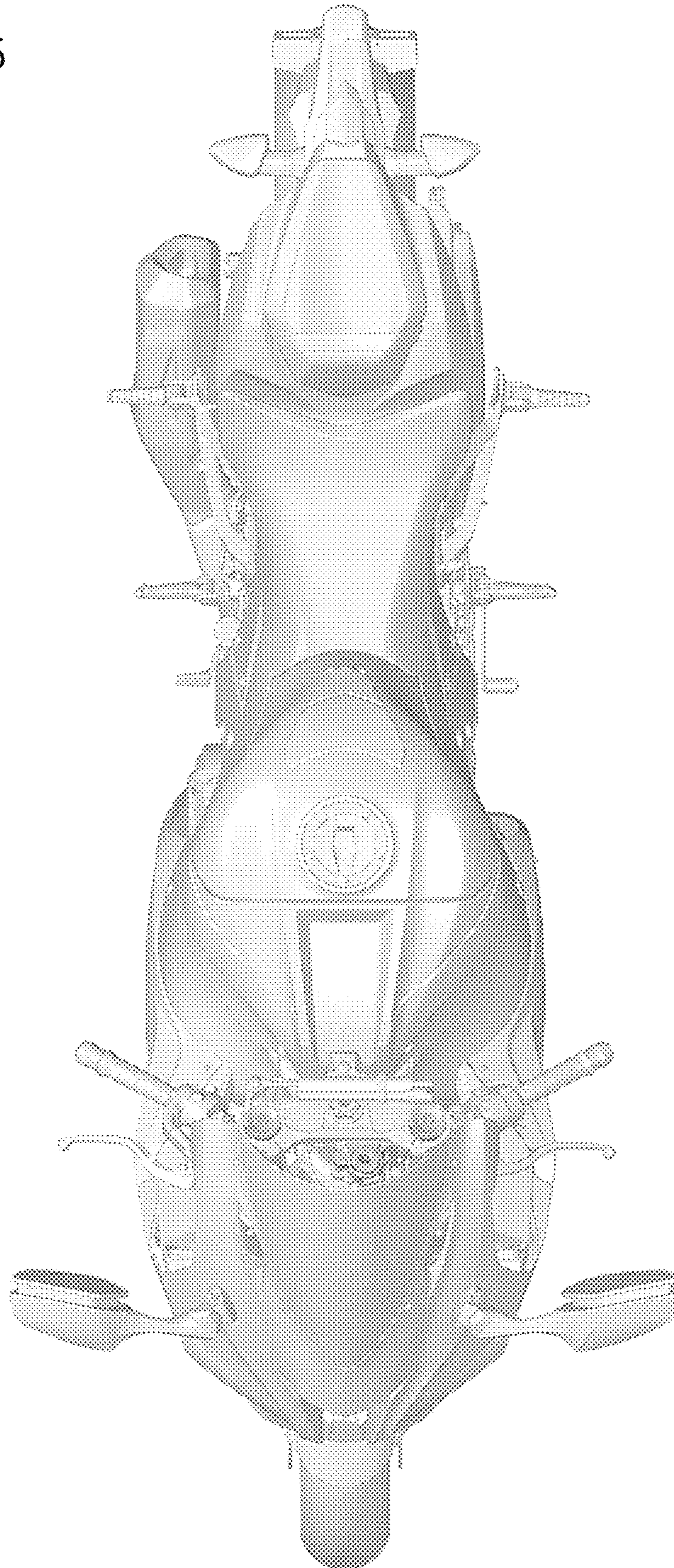


Fig. 4

Fig. 5



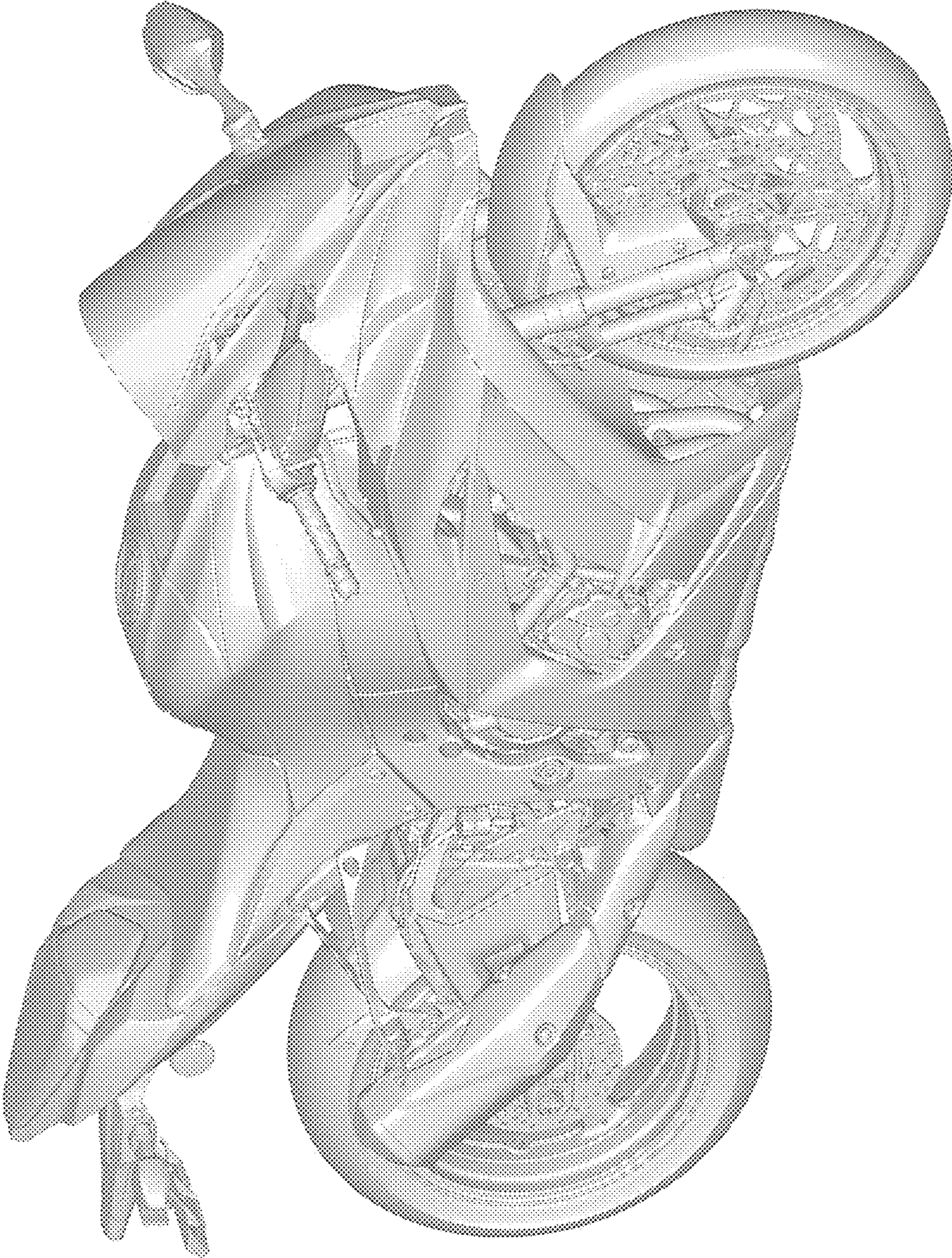


Fig. 6




Fig. 7